

Wisconsin's Children

Child Maltreatment

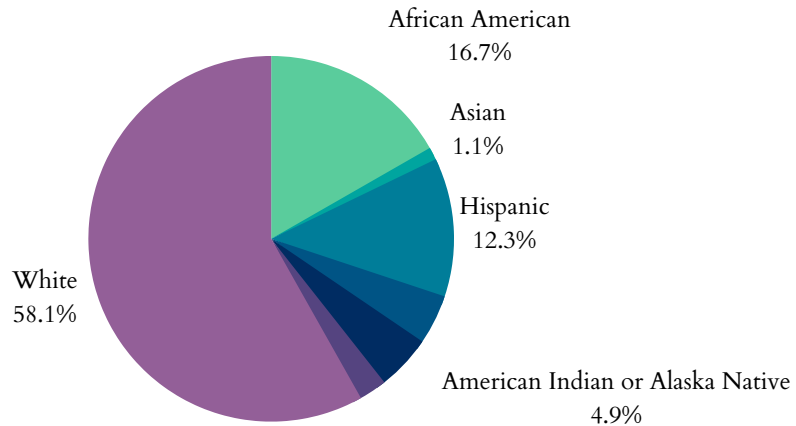
In 2021, Wisconsin had 71,196 total referrals for child abuse and neglect. Of those, 22,427 were screened in for response by CPS.

There were 4,229 child victims of abuse or neglect in Wisconsin in 2021, at a rate of 3.3 children per 1,000. This translates to a 13.7% decrease since 2017.

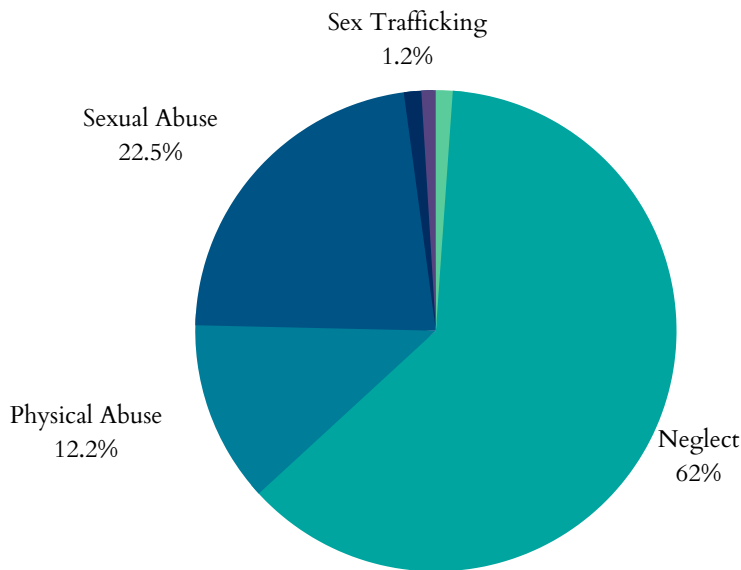
Of the 4,229 children, 3,566 were first-time victims.

The largest age group of victims was children under one, representing 463 of the 4,229 cases.

Child Victims by Race or Ethnicity, 2021



Types of Maltreatment Victims, 2021



- 61% of child maltreatment perpetrators in 2021 were parents of the child.
- 39% were non-parents or had an unknown relationship.
- 55% of Wisconsin's child victims in 2021 were female while 45% were male.

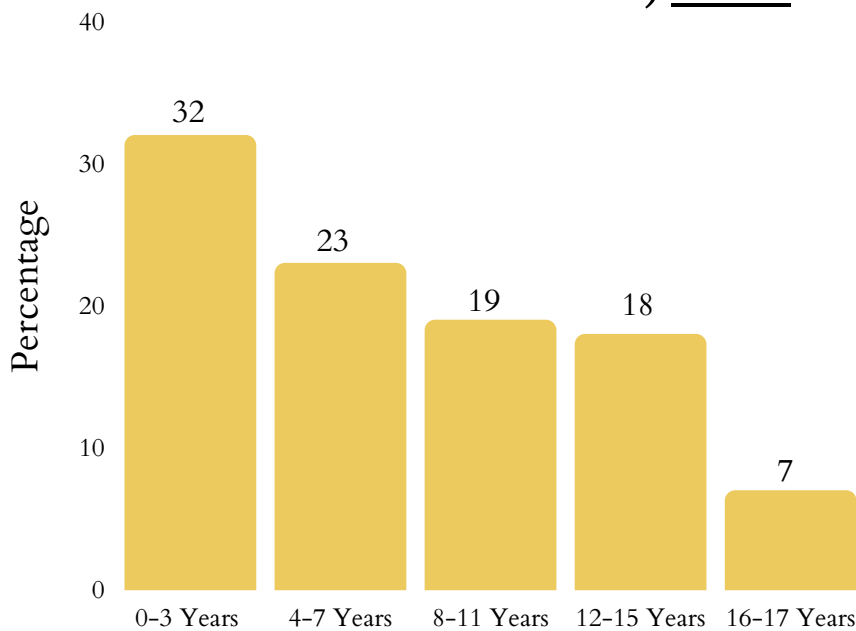
Plans for Safe Care

- Wisconsin did not report a number of infants screened with prenatal substance abuse exposure.
- Wisconsin did not report a number of screened-in IPSE who have a plan of safe care.



Wisconsin's Children

Age Distribution of Maltreatment Victims, 2020



- Child fatalities have decreased from 32 in 2020 to 22 in 2021.
- Wisconsin reported 53 victims of sex trafficking.
- 1,833 victims received post-response services while 2,335 non-victims received post-response services as well.

FAMILY FIRST IMPLEMENTATION

- Wisconsin has a plan approved by the administration.
- The plan was implemented in 2020.
- Wisconsin's Family First Plan

Foster Care and Adoptions

- 10,586 total children were served by the foster care system in Wisconsin in FY 2021.
- 6,771 were in care on the day of September 30th, 2021.
- 3,616 children entered care during the 2021 FY while 3,815 exited during the same year.
- 710 of Wisconsin's children were adopted while 1,391 were waiting to be adopted.

3.6%

The decrease since 2019 in children aging out of foster care.

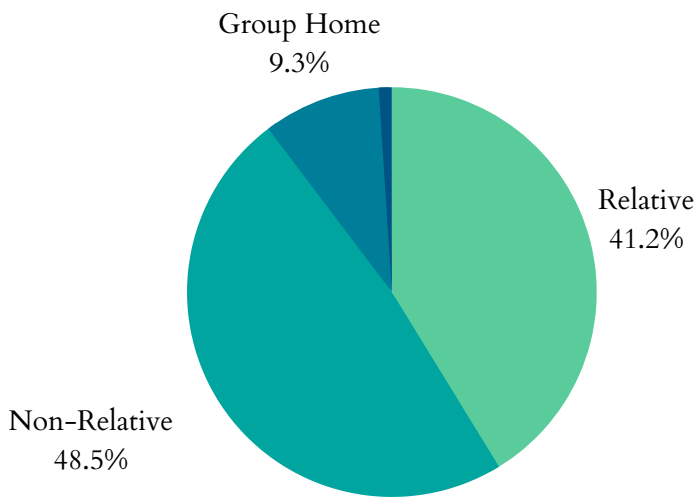
There was a 4.7% decrease in the number of children in care between 2020 and 2021. Adoptions from the system increased by 5.1% from 2020.

373 children in Wisconsin aged out and exited foster care in 2020. This is a decrease from 387 in 2019 and represents a 3.6% decrease.

- Children in foster care in 2020 spent an average length of 20.2 months in care.
- The average length of stay in Wisconsin for children waiting to be adopted from foster care is 39.8 months.
- The average age of children waiting to be adopted in 2020 was 7.0 years old.
- The average age of adopted children was 6.1 years old.

Wisconsin's Children

Where are Children in Foster Care Staying? 2020



Data from 2020 shows that 3,317 children in foster care within Wisconsin were living with non-relatives while 2,818 stayed with a relative.

645 children were staying in group homes or institutions while 65 children were classified as runaways.

2% of households in Wisconsin in 2019 had a grandparent living with a grandchild.

The average length of time a child in care spent living with their current relative foster family was 12.4 months.

Child Poverty

Wisconsin had 297,000 children in 2021 who lived with parents who lacked secure employment, representing 23% of all children.

21% of Wisconsin's children lived in households with a high housing cost burden.

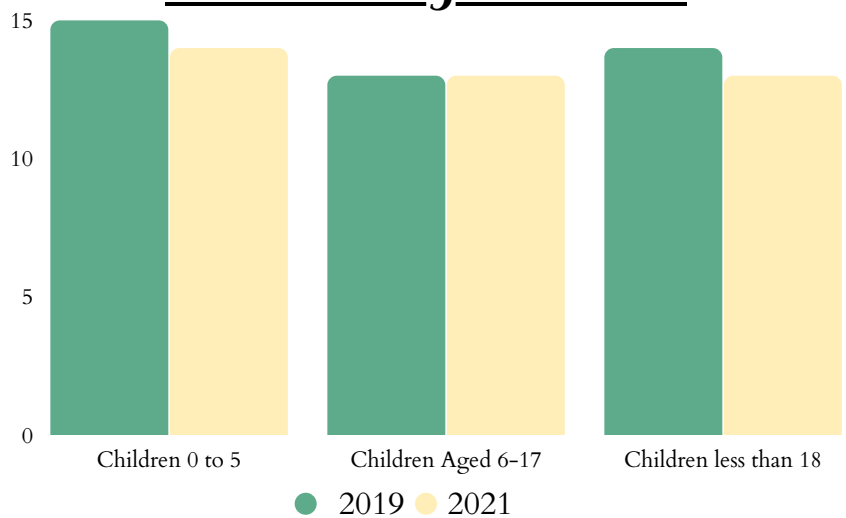
The average number of TANF recipients fell from 33,152 in 2021 to 24,675 in 2022. This represents a 25.6% decrease.

The state spent \$37,000,379 on WIC in 2022, serving 84,350 people. This represents a 2.0% increase in total participants and a 43.1% increase in spending since 2021.

415,400 people in Wisconsin were food insecure in 2022, including 160,890 children who struggled with hunger.

37.2% of households receiving SNAP benefits in Wisconsin in 2019 had children.

Child Poverty Over Time



Wisconsin's Children

Health

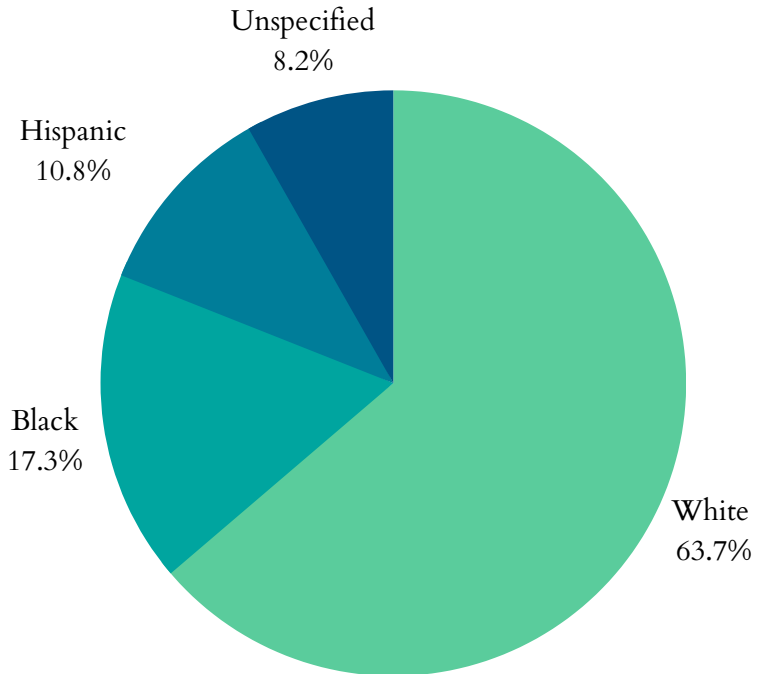
Wisconsin had 4,665 low birth-weight babies born in 2020, which is constituted as babies weighing less than 5.5 pounds. This translates to 7.7% of infants born in Wisconsin in 2020.

Wisconsin had a total of 6,013 preterm births in 2020, meaning less than 37 completed weeks of gestation. 9.0% of all White babies were born prematurely while 15.5% of Black babies arrived prematurely in 2021. The total premature birth rate was 9.93%.

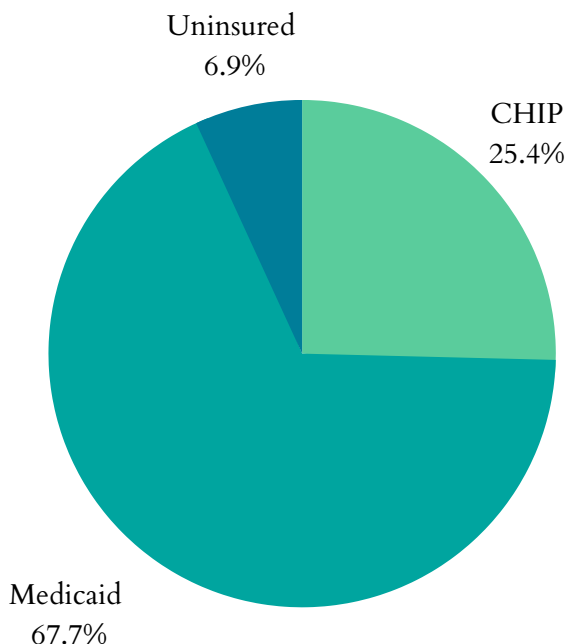
There were 2,113 births to mothers aged 15-19 in Wisconsin in 2020, representing a rate of 11 in every 1,000 teen girls.

361 infants under 1 died in Wisconsin in 2020, representing an infant mortality rate of 6.0 per 1,000.

Percentage of All Preterm Births by Race or Ethnicity, 2020



Public Health Insurance Coverage for Children, 2019



54,000 of Wisconsin's children had no health insurance in 2021. This represents a 5.9% increase from 2019.

Wisconsin has not adopted Medicaid expansion.

510,310 children in Wisconsin were enrolled in Medicaid in 2020. This represents an 1.3% increase from 2019.

172,724 children in Wisconsin were in the state Children Health Insurance Program (CHIP) in 2020. This represents a 8.5% decrease from 2019.

Wisconsin's Children

Juvenile Justice

- There were 33,383 total arrests for children under 18 in 2019.
- 6,763 of these arrests were for Disorderly Conduct.
- 3,872 arrests were made for Property Crimes.
- 2,710 were arrested under the charge of Drug Abuse Violations.
- 477 children lived in juvenile correction facilities in Wisconsin in 2019. This number has decreased from 630 in 2017, representing a 24.3% decrease.

24.3%

The decrease since 2017 of children living in juvenile correction facilities.

Teens & Youth

- 17,000 (6%) of Wisconsin's youth, ages 16-19, were not in school nor working in 2021.
- Wisconsin reported 11 children ages 10-14 committing suicide, however, there were 122 reports of suicide among children and young adults aged 15-24.
- 59 children under age 19 were killed by a firearm in Wisconsin in 2020

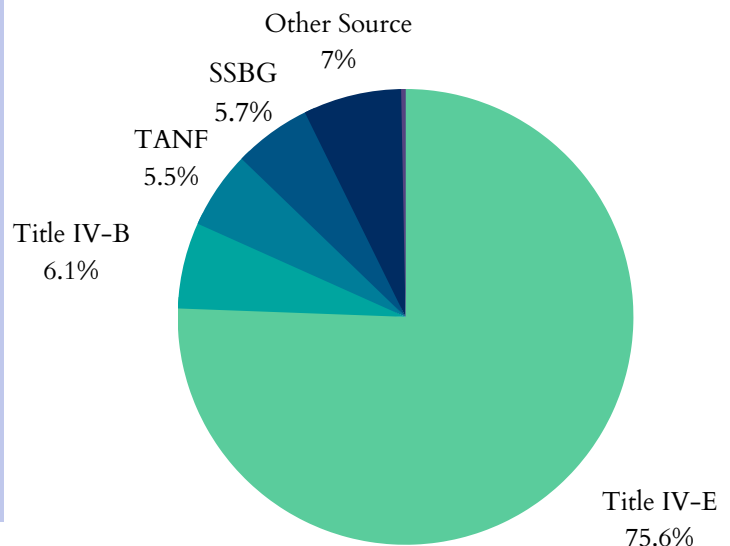
Funding for Child Welfare Services

- Wisconsin spent \$499,074,263.86 on child welfare services in 2018. Child welfare services are significant funding sectors of the direct and administrative services that state agencies provide to children and families.
- \$170,890,698.86 were allocated from the federal government and \$321,469,370.00 came from state and local funds.

Federal Funding Sources, 2018

The significant funding sectors of the \$170,890,698.86 in federal funding received in Wisconsin in 2018:

- \$8,918,975 as part of the Title IV-E Total Foster Care Program.
- \$47,745,728.00 as part of the Title IV-E Adoption Assistance Program.
- \$9,407,739.46 as part of Social Security Block Grant expenditures.



Wisconsin's Children

WISCONSIN STATE FACT SHEET

<https://www.cwla.org/wp-content/uploads/2023/04/Wisconsin-Children.pdf>



NATIONAL AND STATE FACT SHEETS

<https://www.cwla.org/our-work/advocacy/national-and-state-fact-sheets/>



CWLA

www.cwla.org/

