

West Virginia's Children

Child Maltreatment

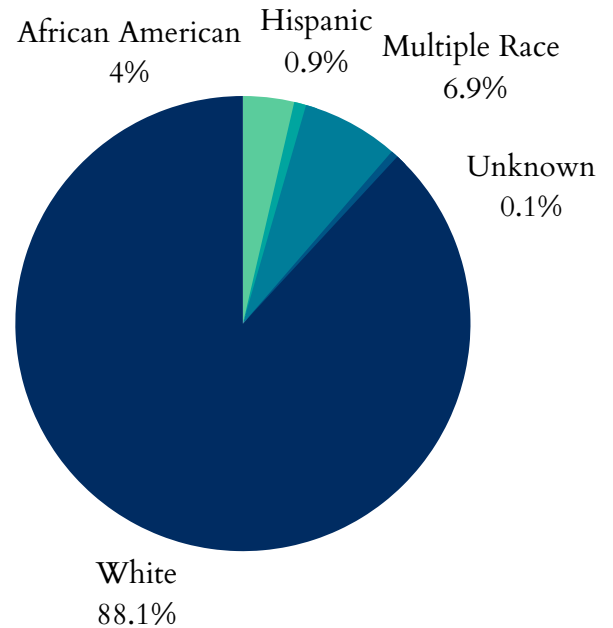
In 2021, West Virginia had 36,485 total referrals for child abuse and neglect. Of those, 23,066 were screened in for response by CPS.

There were 6,094 child victims of abuse or neglect in West Virginia in 2021, at a rate of 17.0 children per 1,000. This translates to a 4.3% decrease since 2017.

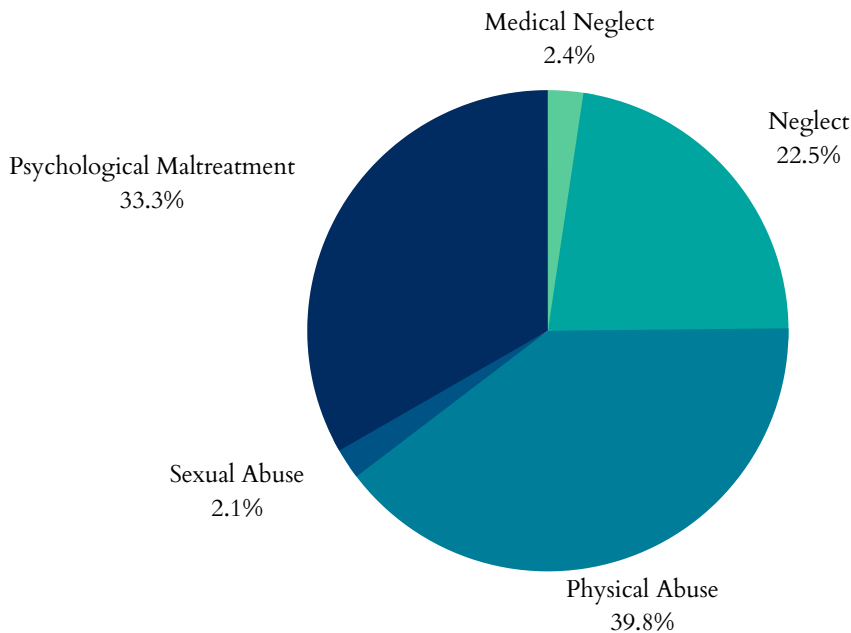
Of the 6,094 children, 4,962 were first-time victims.

The largest age group of victims was children under one, representing 1,036 of the 6,094 cases.

Child Victims by Race or Ethnicity, 2021



Types of Maltreatment Victims, 2021



- 75% of child maltreatment perpetrators in 2021 were parents of the child.
- 26% were non-parents or had an unknown relationship.
- 50% of West Virginia's child victims in 2021 were female while 50% were male.

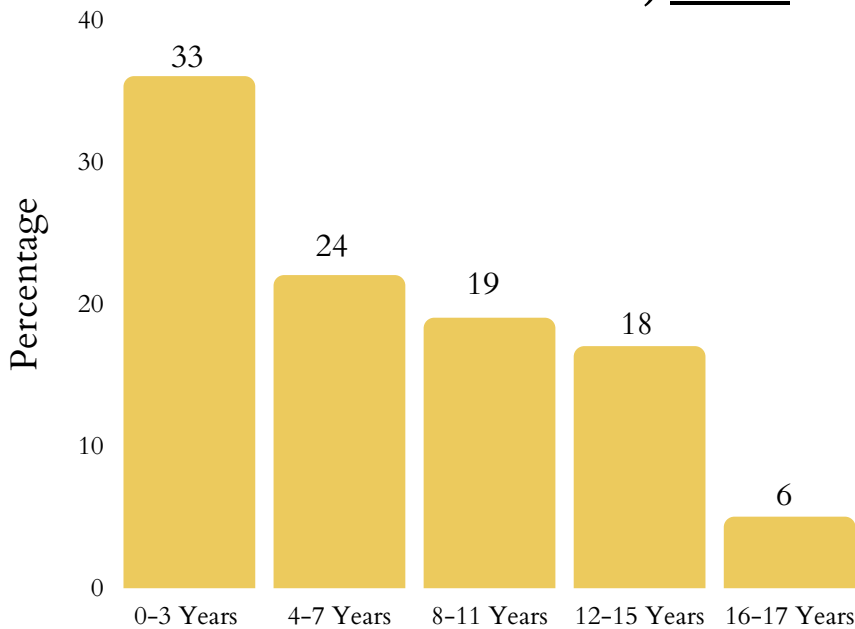
Plans for Safe Care

- West Virginia did not report a number of infants screened with prenatal substance abuse exposure.
- West Virginia did not report a number of screened-in IPSE who have a plan of safe care.



West Virginia's Children

Age Distribution of Maltreatment Victims, 2020



- Child fatalities have decreased from 12 in 2020 to 9 in 2021.
- West Virginia did not report any victims of sex trafficking.
- 6,105 victims received post-response services while 5,958 non-victims received post-response services as well.

FAMILY FIRST IMPLEMENTATION

- West Virginia's plan was approved by the administration and implemented in 2019.
- West Virginia's Family First Plan

Foster Care and Adoptions

- 7,141 total children were served by the foster care system in West Virginia in FY 2020.
- 7,333 were in care on the day of September 30th, 2020.
- 4,707 children entered care during the 2020 FY while 4,515 exited during the same year.
- 1,683 of West Virginia's children were adopted while 2,705 were waiting to be adopted.

There was a 2.2% increase in the number of children in care between 2019 and 2020. Adoptions from the system decreased by 0.9% from 2019.

96 children in West Virginia aged out and exited foster care in 2020. This is an increase from 80 in 2019 and represents a 20% increase.

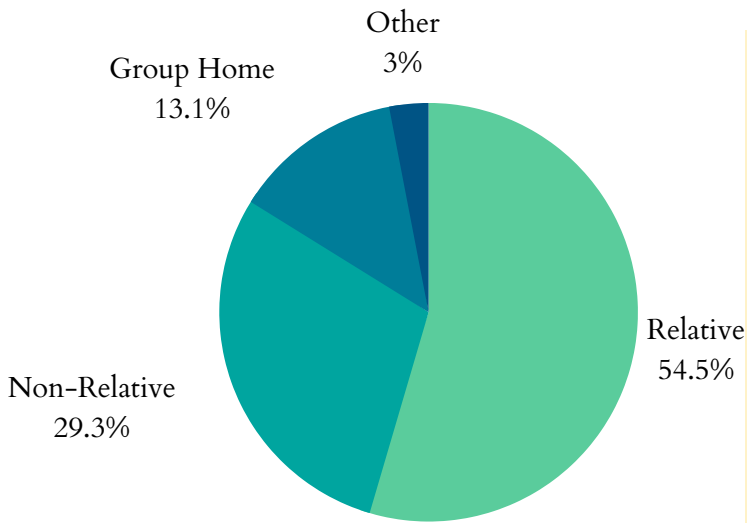
- Children in foster care in 2020 spent an average length of 24.7 months in care.
- The average length of stay in West Virginia for children waiting to be adopted from foster care is 22.0 months.
- The average age of children waiting to be adopted in 2020 was 7.4 years old.
- The average age of adopted children was 6.3 years old.

20%

The increase since 2019 in children aging out of foster care.

West Virginia's Children

Where are Children in Foster Care Staying? 2020



Data from 2020 shows that 2,134 children in foster care within West Virginia were living with non-relatives while 3,939 stayed with a relative.

985 children were staying in group homes or institutions while 24 children were classified as runaways.

2% of households in West Virginia in 2019 had a grandparent living with a grandchild.

The average length of time a child in care spent living with their current relative foster family was 6.6 months.

Child Poverty

West Virginia had 129,000 children in 2021 who lived with parents who lacked secure employment, representing 35% of all children.

21% of West Virginia's children lived in households with a high housing cost burden.

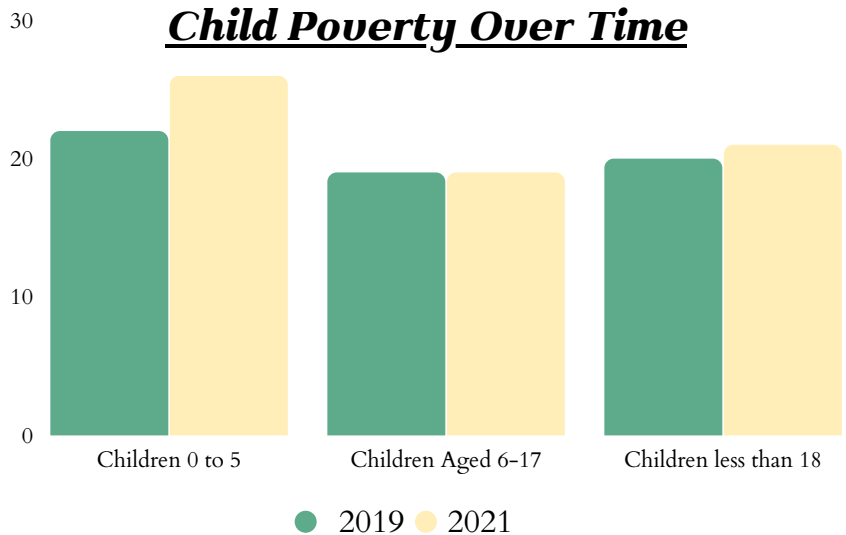
The average number of TANF recipients fell from 10,997 in 2021 to 10,305 in 2022. This represents a 6.7% decrease.

The state spent \$16,631,450 on WIC in 2022, serving 36,688 people. This represents a 14.7% increase in total participants and an 8.2% increase in spending since 2021.

217,690 people in West Virginia were food insecure in 2022, including 63,070 children who struggled with hunger.

37% of households receiving SNAP benefits in West Virginia in 2022 had children.

Child Poverty Over Time



West Virginia's Children

Health

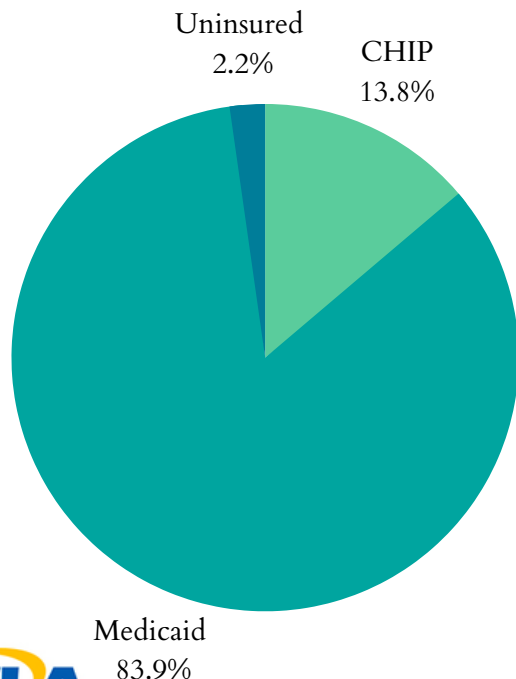
West Virginia had 1,604 low birth-weight babies born in 2020, which is constituted as babies weighing less than 5.5 pounds. This translates to 12% of infants born in West Virginia in 2020.

West Virginia had a total of 2,082 preterm births in 2020, meaning less than 37 completed weeks of gestation. 12.3% of all White babies were born prematurely while 18.1% of Black babies arrived prematurely in 2021. The total premature birth rate was 12%.

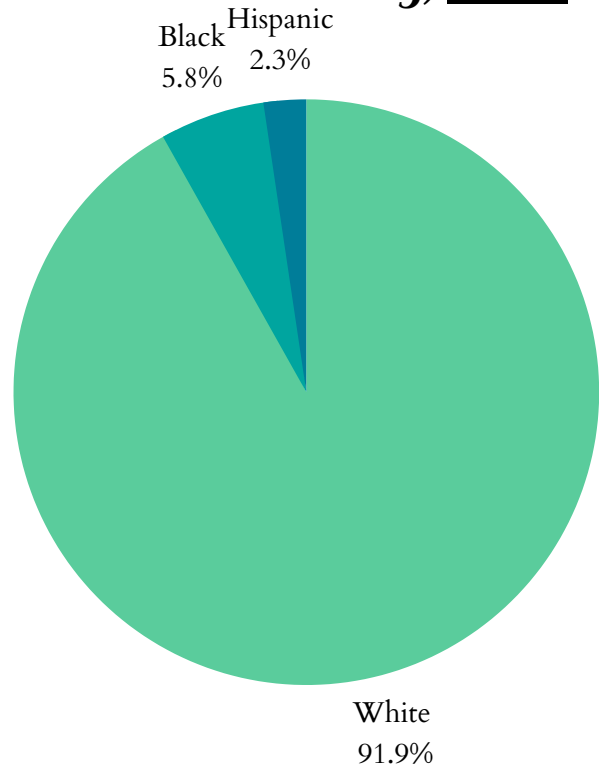
There were 1,139 births to mothers aged 15-19 in West Virginia in 2020, representing a rate of 23 in every 1,000 teen girls.

130 infants under 1 died in West Virginia in 2020, representing an infant mortality rate of 7.5 per 1,000.

Public Health Insurance Coverage for Children, 2020



Percentage of All Preterm Births by Race or Ethnicity, 2022



13,000 of West Virginia's children had no health insurance in 2021. This total has not changed since 2019.

West Virginia is a Medicaid expansion state as of January 2014.

185,000 children in West Virginia were enrolled in Medicaid in 2021. This represents a 3.2% increase from 2019.

36,869 children in West Virginia were in the state Children Health Insurance Program (CHIP) in 2020. This represents a 8.2% decrease from 2019.

West Virginia's Children

Juvenile Justice

- There were 292 total arrests for children under 18 in 2019.
- 8 of these arrests were for Disorderly Conduct.
- 29 arrests were made for Property Crimes.
- 53 were arrested under the charge of Drug Abuse Violations.
- 483 children lived in juvenile correction facilities in West Virginia in 2019. This number has increased from 474 in 2017, representing a 1.9% increase.

1.9%

The increase since 2017 of children living in juvenile correction facilities.

Teens & Youth

- 7,000 (8%) of West Virginia's youth, ages 16-19, were not in school nor working in 2021.
- West Virginia does not report data on children ages 10-14 committing suicide, however, there were 40 reports of suicide among children and young adults aged 15-24.
- West Virginia did not report a number of children ages 15-19 killed in firearm incidents.

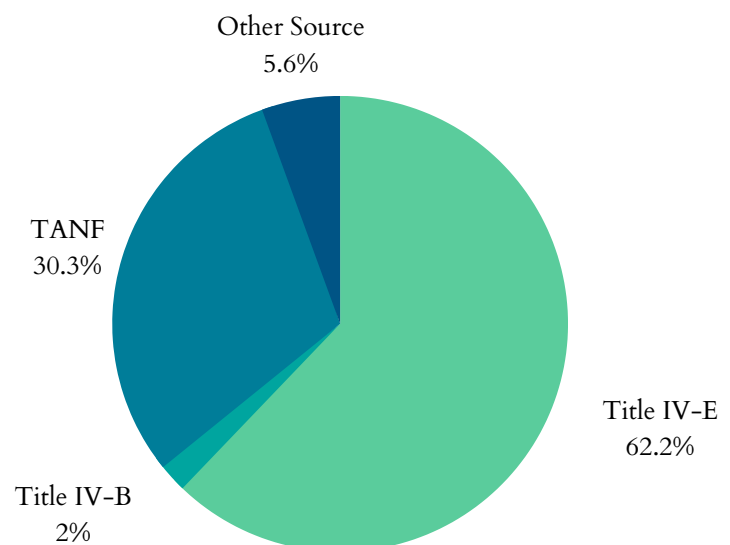
Funding for Child Welfare Services

- West Virginia spent \$245,419,044.74 on child welfare services in 2018. Child welfare services are significant funding sectors of the direct and administrative services that state agencies provide to children and families.
- \$187,593,061.00 were allocated from the federal government and \$55,310,885.00 came from state and local funds.

The significant funding sectors of the \$187,593,061 in federal funding received in West Virginia in 2018:

- \$4,398,645 as part of the Title IV-E Total Foster Care Program.
- \$39,395,210.00 as part of the Title IV-E Adoption Assistance Program.
- West Virginia did not report Social Security Block Grant expenditures.

Federal Funding Sources, 2018



West Virginia's Children

West Virginia STATE FACT SHEET




<https://www.cwla.org/wp-content/uploads/2023/04/West-Virginias-Children.pdf>

NATIONAL AND STATE FACT SHEETS



<https://www.cwla.org/our-work/advocacy/national-and-state-fact-sheets/>

CWLA



www.cwla.org/