

# Washington D.C.'s Children

## Child Maltreatment

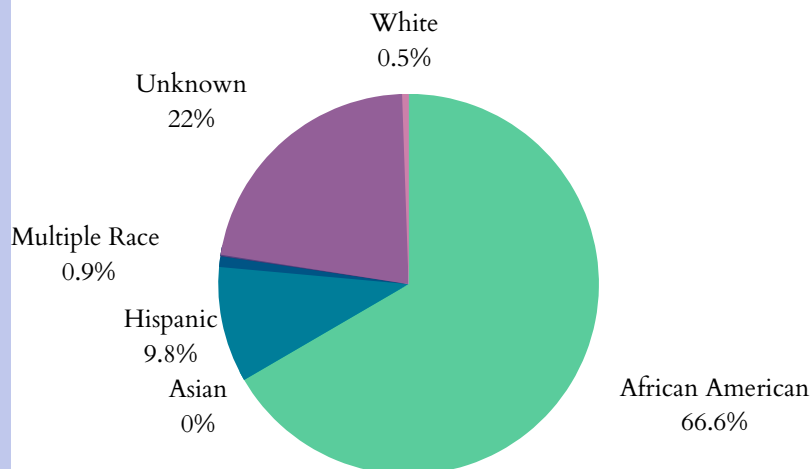
In 2020, Washington D.C. had 15,509 total referrals for child abuse and neglect. Of those, 3,897 were screened in for CPS response.

There were 1,647 child victims of abuse or neglect in Washington D.C. in 2021, at a rate of 13.1 children per 1,000. This translates to a .5% increase since 2017.

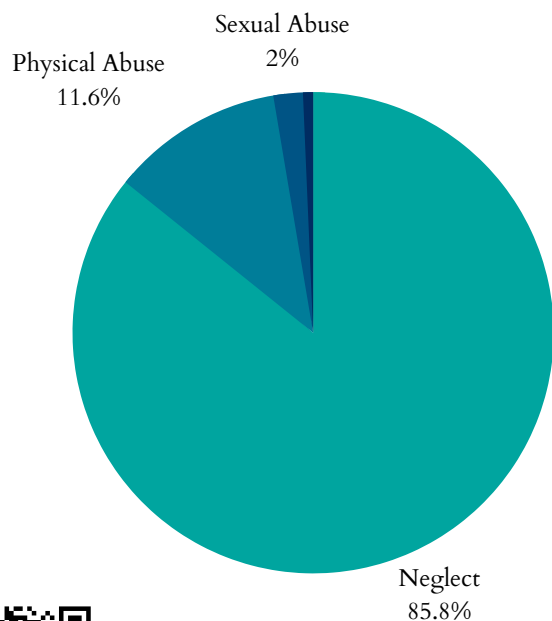
Of the 1,647 children, 1,092 were first-time victims.

The largest age group of victims was children under one, representing 196 of the 1,647 cases.

## Child Victims by Race or Ethnicity, 2021



## Types of Maltreatment Victims, 2021



- 93% of child maltreatment perpetrators in 2020 were parents of the child.
- 7% were non-parents or had an unknown relationship.
- 52% of Washington D.C.'s child victims in 2020 were female while 48% were male.

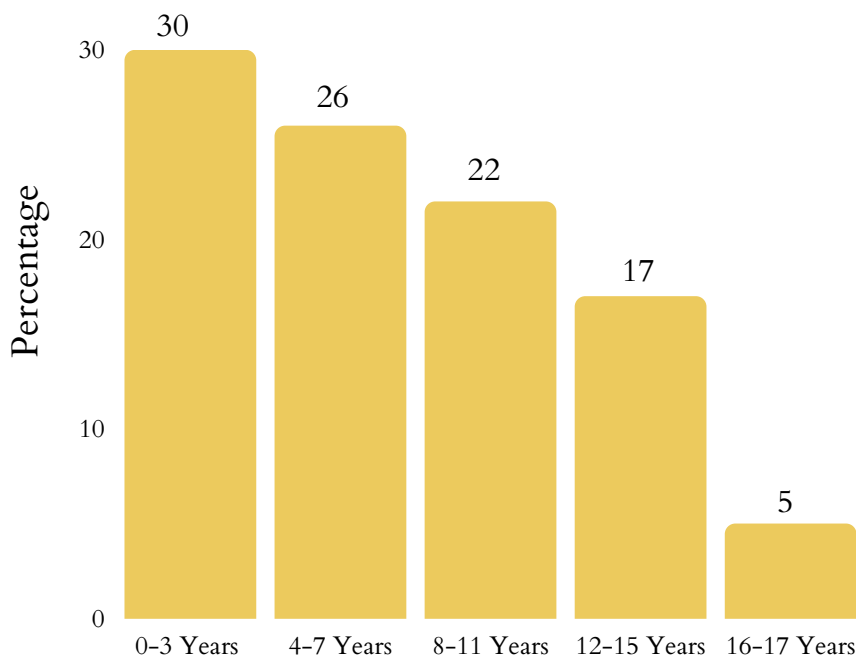
## Plans for Safe Care

- In 2021, Washington D.C. reported 162 infants screened with prenatal substance abuse exposure.
- Washington D.C. reported 142 plans of safe care for screened-in infants.



# Washington D.C.'s Children

## Age Distribution of Maltreatment Victims, 2020



- Child fatalities have decreased from 4 in 2020 to 2 in 2021.
- Washington D.C. reported 12 total child victims of sex trafficking.
- 258 victims received post-response services while 177 non-victims received post-response services as well.

### FAMILY FIRST IMPLEMENTATION

- Washington D.C. has a Family First Prevention plan approved by the administration in 2020.

## Foster Care and Adoptions

- 810 total children were served by the foster care system in Washington D.C. in FY 2021.
- 504 were in care on the day of September 30th, 2021.
- 243 children entered care during the 2021 FY while 306 exited during the same year.
- 110 of Washington D.C.'s children were adopted while 156 were waiting to be adopted.

There was a 13% decrease in the number of children in care between 2020 and 2021. Adoptions from the system increased by 11% from 2020.

**24.4%**

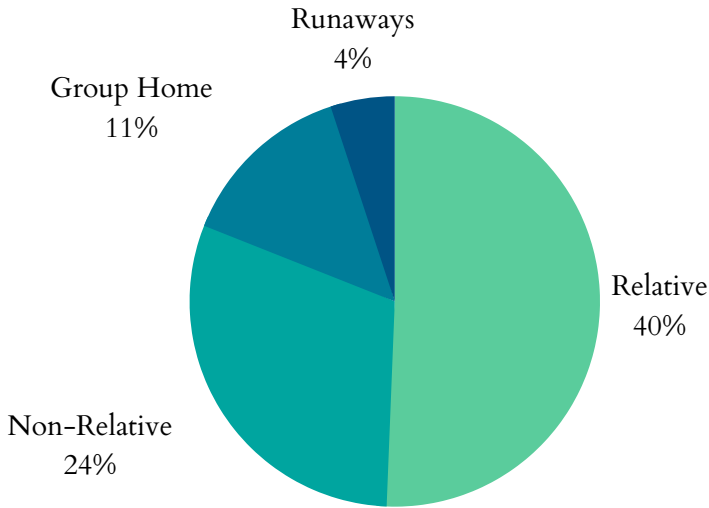
The decrease since 2019 in children aging out of foster care.

46 children in Washington D.C. aged out and exited foster care in 2020. This is a decrease from 60 in 2019 and represents a 24.4% decrease.

- Children in foster care in 2020 spent an average length of 24.6 months in care.
- The average length of stay in Washington D.C. for children waiting to be adopted from foster care is 39.7 months.
- The average age of children waiting to be adopted in 2020 was 7.9 years old.
- The average age of adopted children was 6.2 years old.

# Washington D.C.'s Children

## Where are Children in Foster Care Staying? 2020



Data from 2020 shows that 233 children in foster care within Washington D.C. were living with non-relatives while 141 stayed with a relative.

61 children were staying in group homes or institutions while 25 children were classified as runaways.

3% of households in Washington D.C. in 2020 had a grandparent living with a grandchild.

The average length of time a child in care spent living with their current relative foster family was 12 months.

## Child Poverty

Washington D.C. had 52,000 children in 2021 who lived with parents who lacked secure employment, representing 41% of all children.

31% of Washington D.C.'s children lived in households with a high housing cost burden.

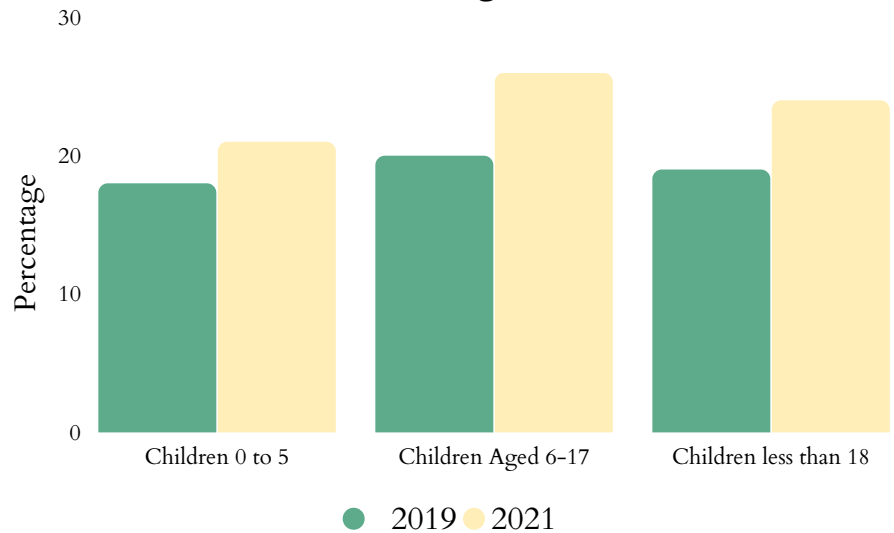
The average number of TANF recipients decreased from 19,126 in 2021 to 12,389 in 2022. This represents a 36% decrease.

Washington D.C. spent \$3,655,676 on WIC in 2022, serving 11,240 people. This represents a 17% decrease in total participants and a 17% decrease in spending.

65,750 people in Washington D.C. were food insecure in 2020, including 19,430 children who struggled with hunger.

28.9% of households receiving SNAP benefits in Washington D.C. in 2019 had children.

## Child Poverty Over Time



# Washington D.C.'s Children

## Health

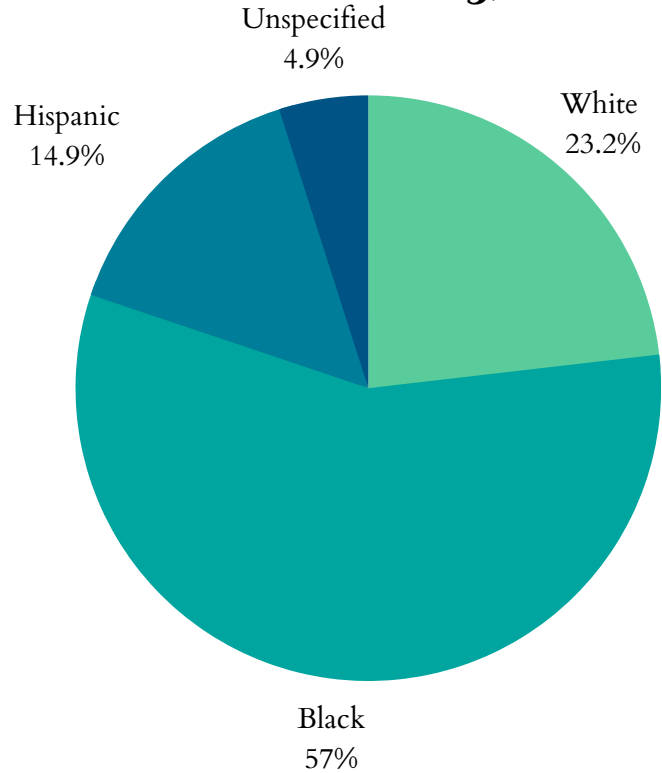
Washington D.C. had 849 low birth-weight babies born in 2020 which is constituted as babies weighing less than 5.5 pounds. This translates to 9.6% of infants born in Washington D.C. in 2020.

Washington D.C. had a total of 872 preterm births in 2020, meaning less than 37 completed weeks of gestation. 6.85% of all White babies were born prematurely while 12.47% of Black babies arrived prematurely in 2020. The total premature birth rate was 9.83%.

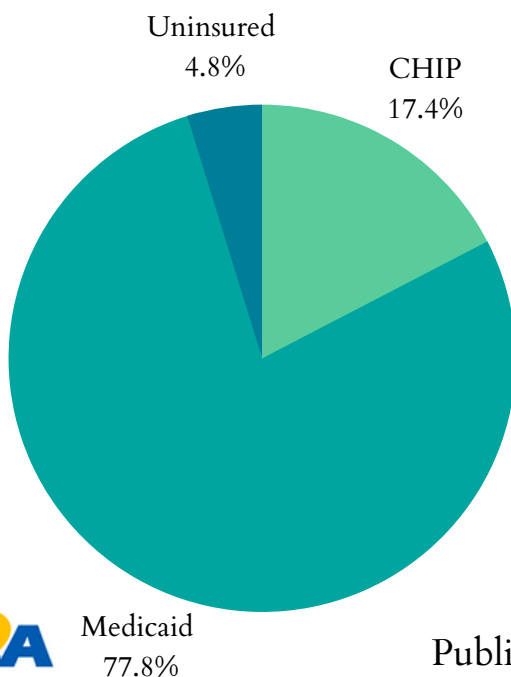
There were 301 births to mothers aged 15-19 in Washington D.C. in 2020, representing a rate of 16 in every 1,000 teen girls.

40 infants under 1 died in Washington D.C. in 2020, representing an infant mortality rate of 4.5 per 1,000.

### Percentage of All Preterm Births by Race or Ethnicity, 2020



### Public Health Insurance Coverage for Children, 2019



5,000 of Washington D.C.'s children had no health insurance in 2021. This represents a 40% increase from 2020.

81,450 children in Washington D.C. were enrolled in Medicaid in 2020. There was a 6% increase from 2019.

18,186 children in Washington D.C. were in the state Children Health Insurance Program (CHIP) in 2020. This represents a 6% increase from 2019.

Washington D.C. is a Medicaid expansion state as of 2014.

# Washington D.C.'s Children

## Juvenile Justice

- There were 807 total arrests for children under 18 in 2019.
- 73 of these arrests were for Disorderly Conduct.
- 65 arrests were made for Property Crimes.
- 10 were arrested under the charge of Drug Abuse Violations.
- 117 children lived in juvenile correction facilities in Washington D.C. in 2019. This number has decreased from 93 kids in 2017, representing a 21% decrease.

21%

The decrease since 2017 of children living in juvenile correction facilities.

## Teens & Youth

- 3,000 (8%) of Washington D.C.'s youth, ages 16-19, were not in school nor working in 2019.
- In 2020, there were 0 reports of children in Washington D.C. aged 10-14 committing suicide and there were no reports of suicide among children and young adults aged 15-24.
- 25 children under age 19 were killed by a firearm in Washington D.C. in 2020.

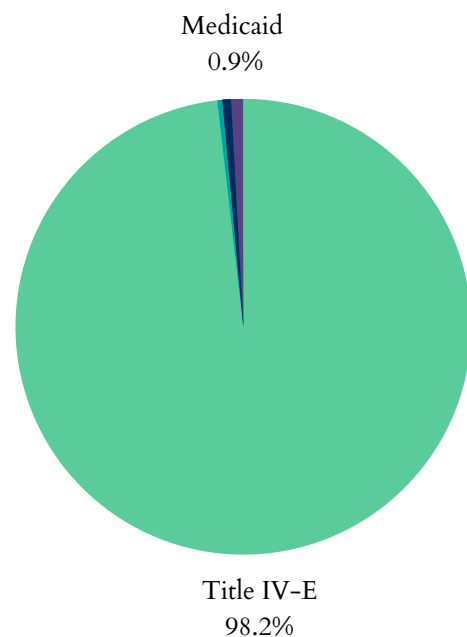
## Funding for Child Welfare Services

- Washington D.C. spent \$210,455,958 on child welfare services in 2018. Child welfare services are all of the direct and administrative services that state agencies provide to children and families.
- \$51,415,014 were allocated from the federal government and \$157,590,323 came from state and local funds.

The significant funding sectors of the \$51,415,014 in federal funding received in Washington D.C. in 2018:

- \$0 as part of the Title IV-E Total Foster Care Program.
- \$9,995,713 as part of the Title IV-E Adoption Assistance Program.
- Washington D.C.'s sum of expenditures for Social Service Block Grants in 2020 \$47,352,860.

### Federal Funding Sources, 2018



# Washington D.C.'s Children

## **WASHINGTON D.C. STATE FACT SHEET**




<https://www.cwla.org/wp-content/uploads/2023/04/Washington-DCs-Children.pdf>

## **NATIONAL AND STATE FACT SHEETS**



<https://www.cwla.org/our-work/advocacy/national-and-state-fact-sheets/>

**CWLA**



[www.cwla.org/](http://www.cwla.org/)