

Virginia's Children

Child Maltreatment

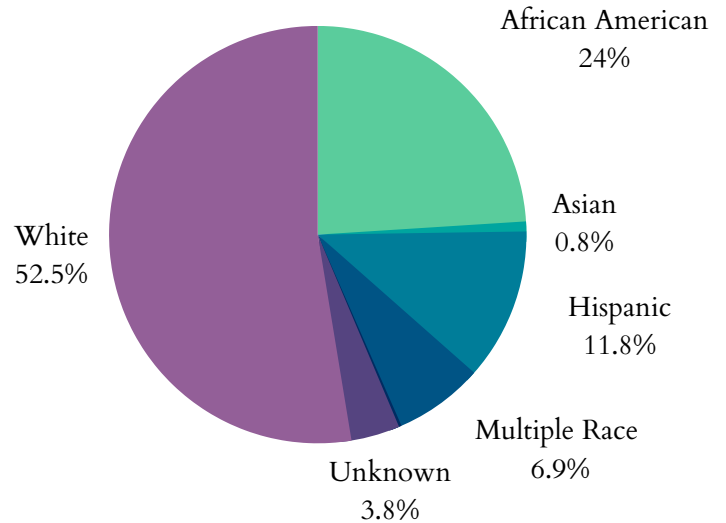
In 2020, Virginia had 66,633 total referrals for child abuse and neglect. Of those, 32,013 were screened in for response by CPS.

There were 4,944 child victims of abuse or neglect in Virginia in 2021, at a rate of 2.6 children per 1,000. This translates to a 21.2% decrease since 2017.

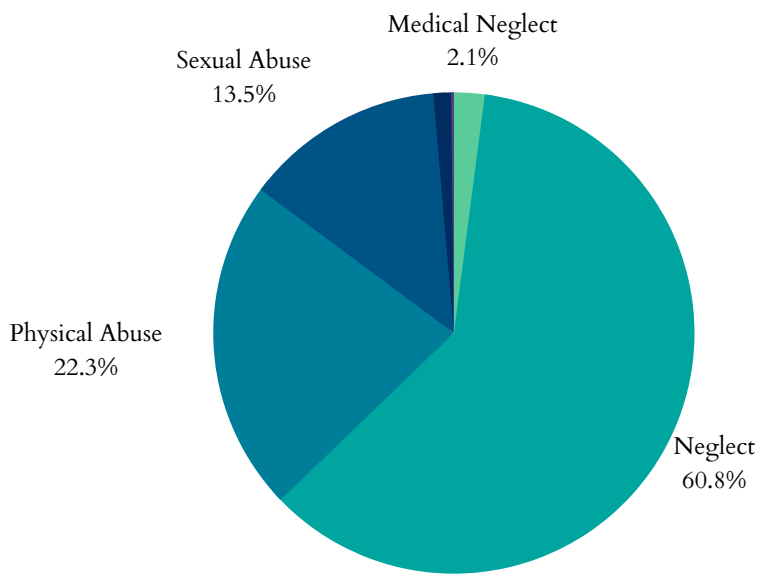
Of the 4,944 children, 4,707 were first-time victims.

The largest age group of victims was children under one, representing 667 of the 4,944 cases.

Child Victims by Race or Ethnicity, 2021



Types of Maltreatment Victims, 2021



- 72% of child maltreatment perpetrators in 2020 were parents of the child.
- 28% were non-parents or had an unknown relationship.
- 52% of Virginia's child victims in 2020 were female while 48% were male.

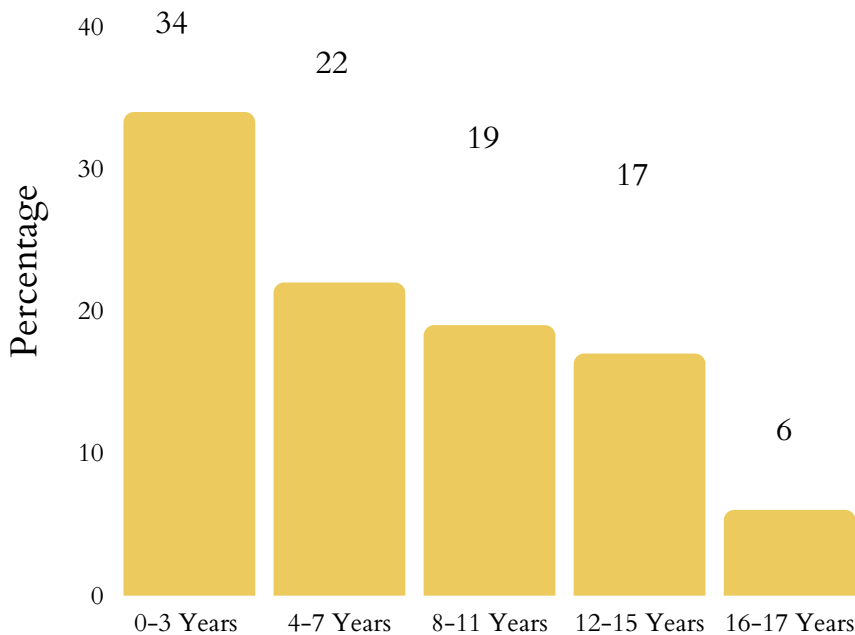
Plans for Safe Care

- In 2021, Virginia reported 22 infants screened with prenatal substance abuse exposure.
- Virginia reported 16 plans of safe care for screened-in infants.



Virginia's Children

Age Distribution of Maltreatment Victims, 2020



- Child fatalities grew from 39 in 2020 to 51 in 2021.
- Virginia reported 5 total child victims of sex trafficking.
- 1,386 victims received post-response services while 2,105 non-victims received post-response services as well.

FAMILY FIRST IMPLEMENTATION

- Virginia's Family First plan was approved.

Foster Care and Adoptions

- 7,570 total children were served by the foster care system in Virginia in FY 2021.
- 4,977 were in care on the day of September 30th, 2021.
- 2,335 children entered care during the 2021 FY while 2,595 exited during the same year.
- 878 of Virginia's children were adopted while 1,899 were waiting to be adopted.

10.4%

The decrease since 2019 in children aging out of foster care.

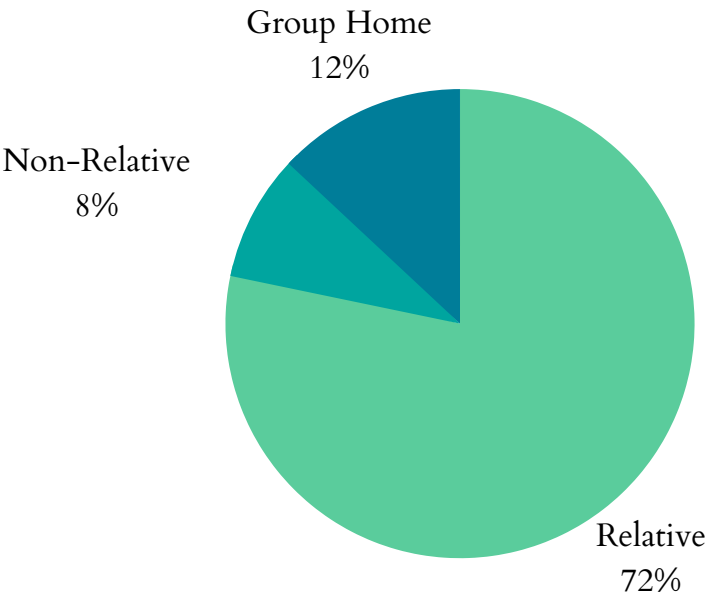
There was a 4.2% increase in the number of children in care between 2020 and 2021. Adoptions from the system increased by 4% from 2020.

544 children in Virginia aged out and exited foster care in 2020. This is a decrease from 607 in 2019 and represents a 10.4% decrease.

- Children in foster care in 2020 spent an average length of 20 months in care.
- The average length of stay in Virginia for children waiting to be adopted from foster care is 29.9 months.
- The average age of children waiting to be adopted in 2020 was 8.8 years old.
- The average age of adopted children was 7.1 years old.

Virginia's Children

Where are Children in Foster Care Staying? 2020



Data from 2020 shows that 3,440 children in foster care within Virginia were living with non-relatives while 387 stayed with a relative.

589 children were staying in group homes or institutions while no children were classified as runaways.

3% of households in Virginia in 2020 had a grandparent living with a grandchild.

The average length of time a child in care spent living with their current relative foster family was 11.4 months.

Child Poverty

Virginia had 454,000 children in 2021 who lived with parents who lacked secure employment, representing 24% of all children.

27% of Virginia's children lived in households with a high housing cost burden in 2021.

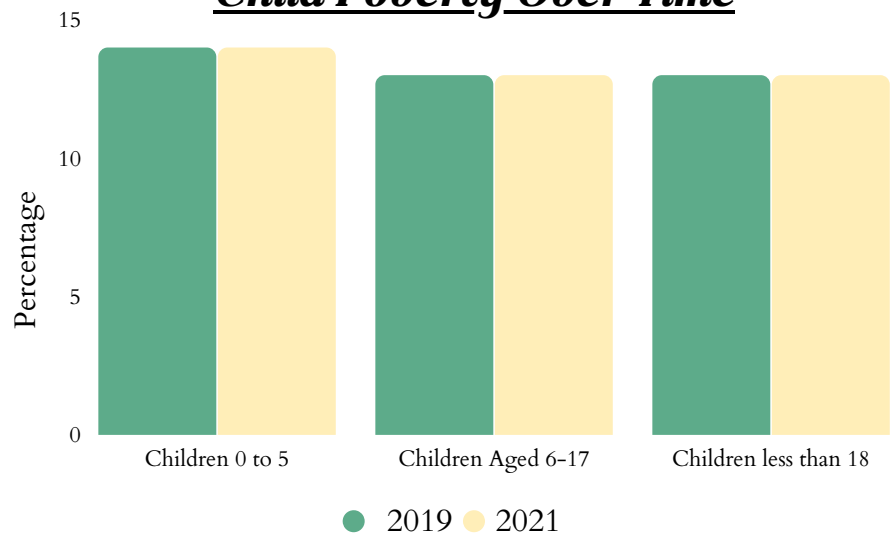
The average number of TANF recipients rose from 33,269 in 2021 to 37,698 in 2022. This represents a 13.31% increase.

Virginia spent \$31,271,686 on WIC in 2022, serving 121,132 people. This represents a 0.25% increase in total participants and a 0.52% increase in spending.

658,470 people in Virginia were food insecure in 2020, including 182,170 children who struggled with hunger.

44.9% of households receiving SNAP benefits in Virginia in 2019 had children.

Child Poverty Over Time



Virginia's Children

Health

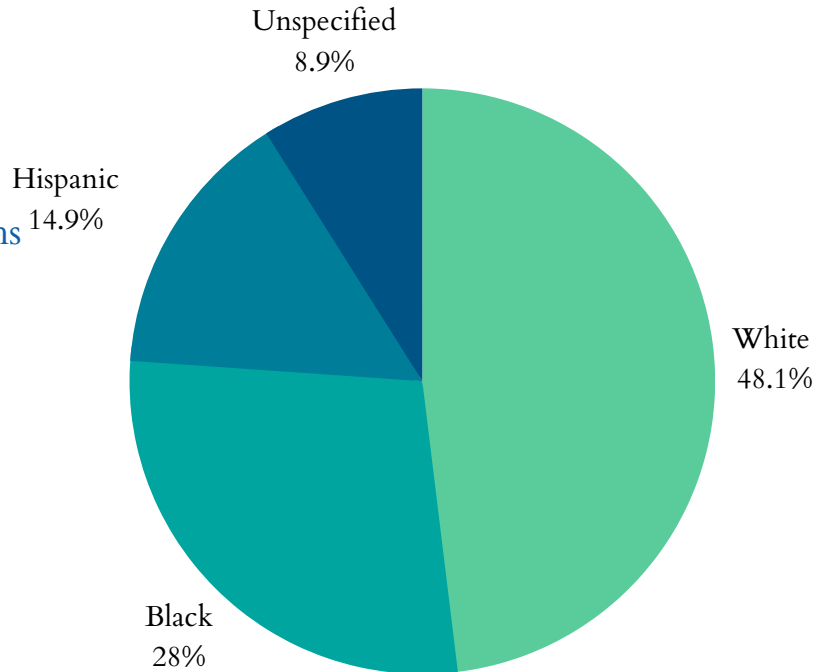
Virginia had 7,824 low birth-weight babies born in 2020, which is constituted as babies weighing less than 5.5 pounds. This translates to 8.3% of infants born in Virginia in 2020.

Virginia had a total of 9,086 preterm births in 2020, meaning less than 37 completed weeks of gestation. 8.54% of all White babies were born prematurely while 12.99% of Black babies arrived prematurely in 2020. The total premature birth rate was 9.59%.

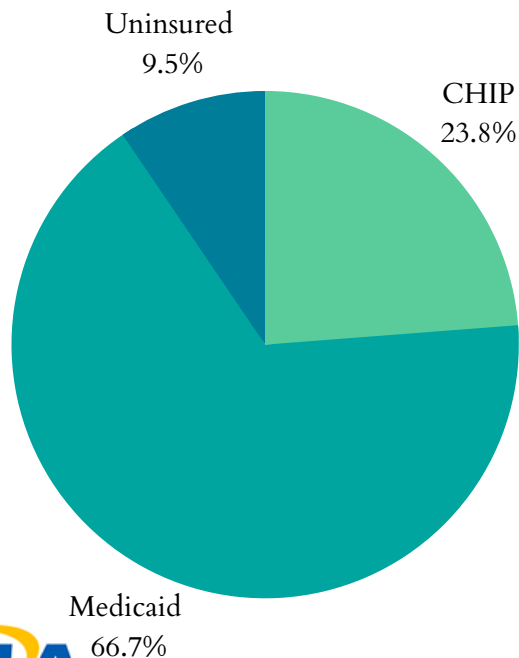
There were 3,488 births to mothers aged 15-19 in Virginia in 2020, representing a rate of 13 in every 1,000 teen girls.

544 infants under 1 died in Virginia in 2020, representing an infant mortality rate of 5.7 per 1,000.

Percentage of All Preterm Births by Race or Ethnicity, 2020



Public Health Insurance Coverage for Children, 2019



88,000 of Virginia's children had no health insurance in 2021. This represents a 9.23% decrease from 2019.

688,878 children in Virginia were enrolled in Medicaid in 2020. There was a 1.1% increase from 2019.

239,439 children in Virginia were in the state Children Health Insurance Program (CHIP) in 2020. This represents a 1.4% decrease from 2019.

Virginia is a Medicaid expansion state as of January 2019.

Virginia's Children

Juvenile Justice

- There were 15,992 total arrests for children under 18 in 2019.
- 497 of these arrests were for Disorderly Conduct.
- 2,783 arrests were made for Property Crimes.
- 1,852 were arrested under the charge of Drug Abuse Violations.
- 918 children lived in juvenile correction facilities in Virginia in 2019. This number has decreased from 1,062 in 2017, representing a 13.6% decrease.

13.6%

The decrease since 2017 of children living in juvenile correction facilities.

Teens & Youth

- 25,000 (5%) of Virginia's youth, ages 16-19, were not in school nor working in 2021.
- In 2020, there were 20 reports of children aged 10-14 in Virginia committing suicide; however, there were 187 reports of children aged 15-24 committing suicide.
- There were 126 reports of children under age 19 killed by a firearm in Virginia in 2020.

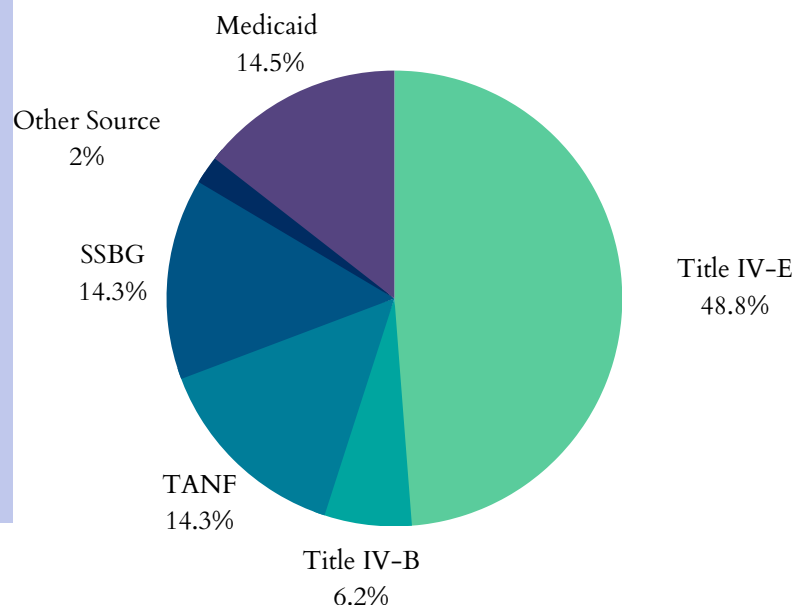
Funding for Child Welfare Services

- Virginia spent \$700,282,865 on child welfare services in 2018. Child welfare services are all of the direct and administrative services that state agencies provide to children and families.
- \$269,696,663 were allocated from the federal government and \$429,702,777 came from state and local funds.

The significant funding sectors of the \$269,696,663 in federal funding received in Virginia in 2018:

- \$72,271,247 as part of the Title IV-E Total Foster Care Program.
- \$57,546,692 as part of the Title IV-E Adoption Assistance Program.
- Virginia's sum of expenditures for Social Service Block Grants in 2020 \$57,142,550.

Federal Funding Sources, 2018



Virginia's Children

VIRGINIA STATE FACT SHEET

<https://www.cwla.org/wp-content/uploads/2023/04/Virginias-Children.pdf>



NATIONAL AND STATE FACT SHEETS

<https://www.cwla.org/our-work/advocacy/national-and-state-fact-sheets/>



CWLA

www.cwla.org/

