

Tennessee's Children

Child Maltreatment

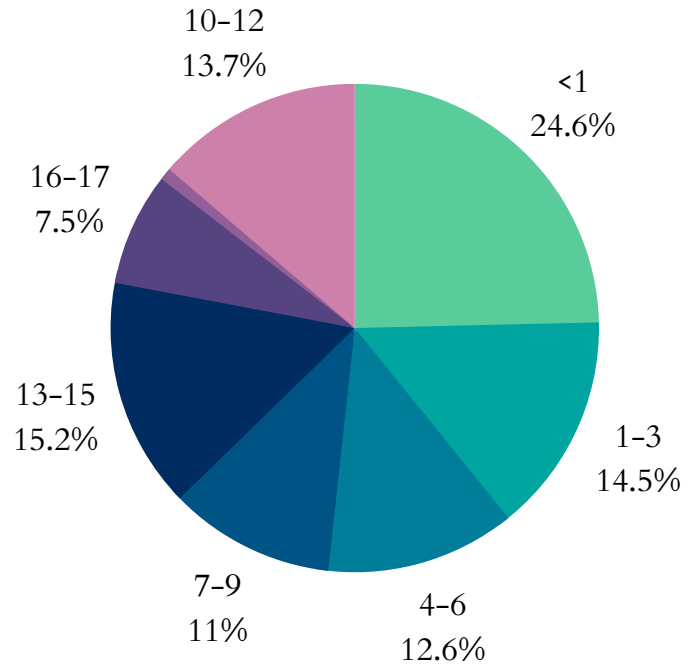
In 2021, Tennessee had 132,001 total referrals for child abuse and neglect. Of those, 68,212 were screened in for response by CPS.

There were 7,739 child victims of abuse or neglect in Tennessee in 2021, at a rate of 5 children per 1,000. This translates to a 17.3% decrease since 2017.

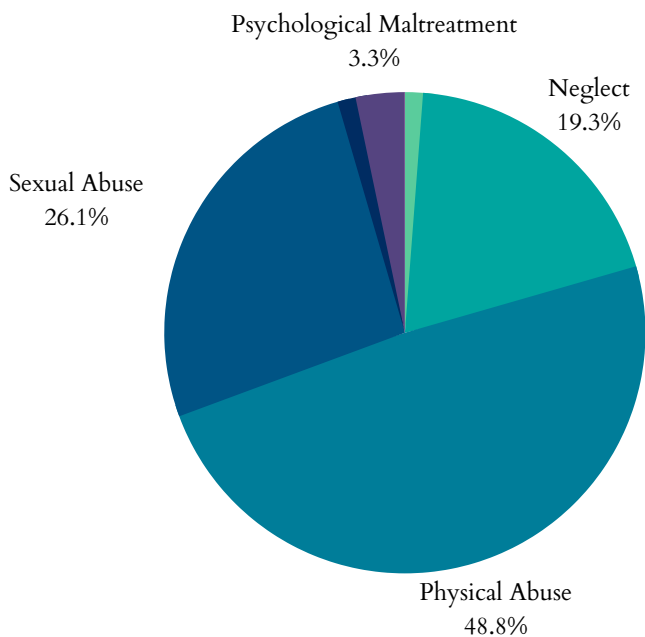
Of the 7,739 children, 3,962 were first-time victims.

The largest age group of victims was children under one, representing 1,917 of the 7,739 cases.

Child Victims by Age, 2021



Types of Maltreatment Victims, 2021



- 61% of child maltreatment perpetrators in 2020 were parents of the child.
- 39% were non-parents or had an unknown relationship.
- 56% of Tennessee's child victims in 2020 were female while 43% were male. 1% of victims are unknown or not reported.

Plans for Safe Care

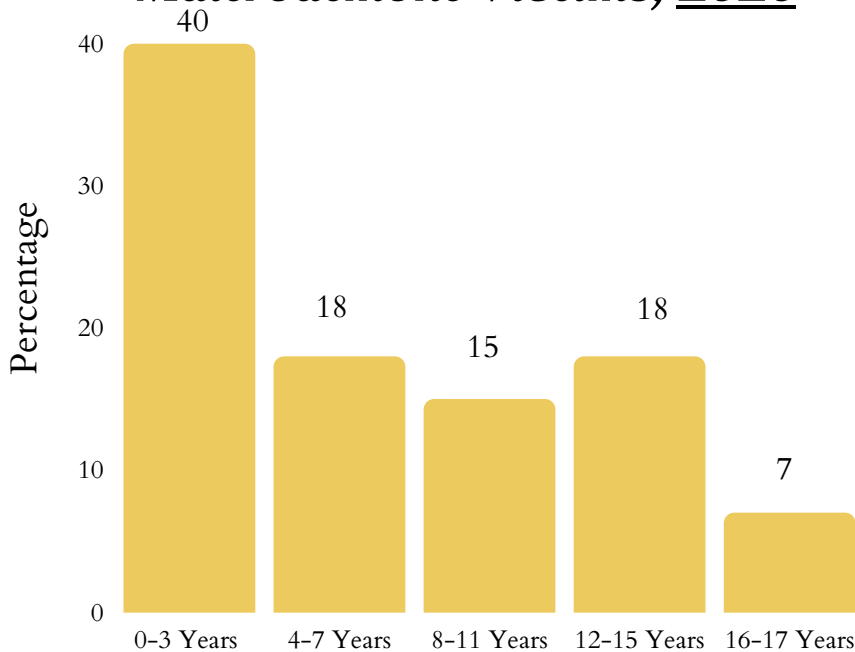
- In 2021, Tennessee reported 308 infants screened with prenatal substance abuse exposure.
- Tennessee reported 304 plans of safe care for screened-in infants.



Published April 2023

Tennessee's Children

Age Distribution of Maltreatment Victims, 2020



- Child fatalities have decreased from 34 in 2020 to 32 in 2021.
- Tennessee reported 111 total child victims of sex trafficking.
- 7,888 victims received post-response services while 87,369 non-victims received post-response services as well.

FAMILY FIRST IMPLEMENTATION

- Tennessee's Family First Plan was approved.

Foster Care and Adoptions

- 14,558 total children were served by the foster care system in Tennessee in FY 2021.
- 9,227 were in care on the day of September 30th, 2021.
- 6,185 children entered care during the 2021 FY while 5,331 exited during the same year.
- 1,224 of Tennessee's children were adopted while 1,872 were waiting to be adopted.

21%

The increase since 2019 in children aging out of foster care.

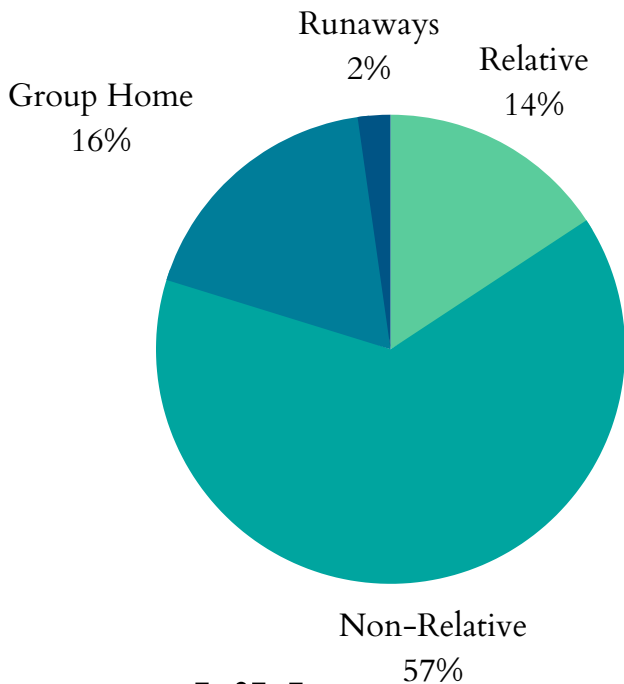
There was a 4.39% increase in the number of children in care between 2020 and 2021. Adoptions from the system also increased by 3.2% from 2020.

422 children in Tennessee aged out and exited foster care in 2020. This is an increase from 337 in 2019 and represents an 21% increase.

- Children in foster care in 2020 spent an average length of 15.9 months in care.
- The average length of stay in Tennessee for children waiting to be adopted from foster care is 30.4 months.
- The average age of children waiting to be adopted in 2020 was 9.3 years old.
- The average age of adopted children was 6.8 years old.

Tennessee's Children

Where are Children in Foster Care Staying? 2020



Child Poverty

Tennessee had 463,000 children in 2021 who lived with parents who lacked secure employment, representing 30% of all children.

26% of Tennessee's children lived in households with a high housing cost burden in 2021.

The average number of TANF recipients fell from 29,218 in 2021 to 28,021 in 2022. This represents an 4% decrease.

Tennessee spent \$40,238,573 on WIC in 2022, serving 114,799 people. This represents a 2.3% increase in total participants and an 8.1% decrease in spending.

809,170 people in Tennessee were food insecure in 2020, including 233,620 children who struggled with hunger.

41.8% of households receiving SNAP benefits in Tennessee in 2019 had children.



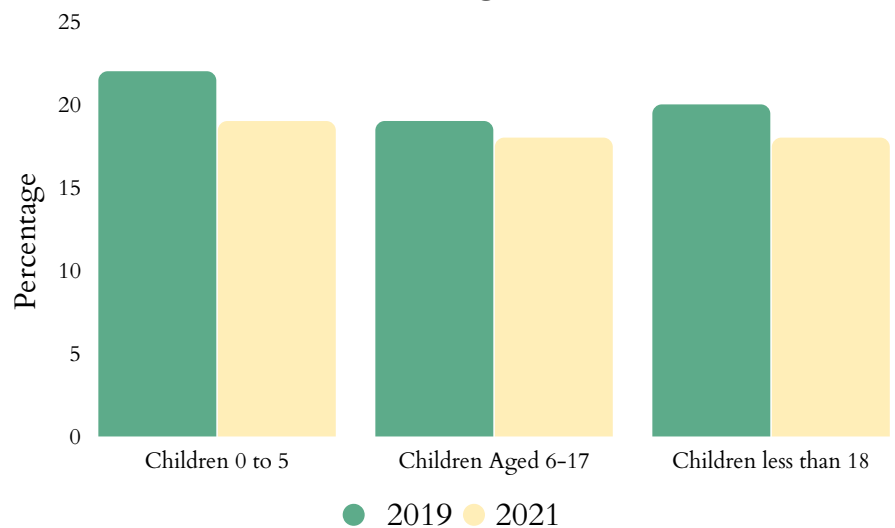
Data from 2020 shows that 5,015 children in foster care within Tennessee were living with non-relatives while 1,212 stayed with a relative.

1,437 children were staying in group homes or institutions while 162 children were classified as runaways.

5% of households in Tennessee in 2020 had a grandparent living with a grandchild.

The average length of time a child in care spent living with their current relative foster family was 8.8 months.

Child Poverty Over Time



Tennessee's Children

Health

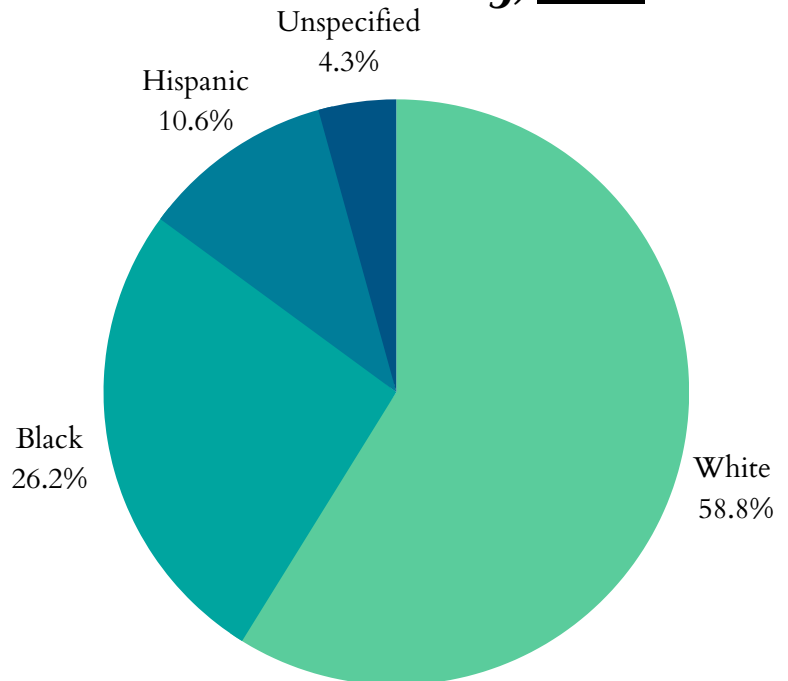
Tennessee had 7,002 low birth-weight babies born in 2020, which is constituted as babies weighing less than 5.5 pounds. This translates to 8.9% of infants born in Tennessee in 2020.

Tennessee had a total of 8,594 preterm births in 2020, meaning less than 37 completed weeks of gestation. 9.98% of all White babies were born prematurely while 14.64% of Black babies arrived prematurely in 2020. The total premature birth rate was 10.93%.

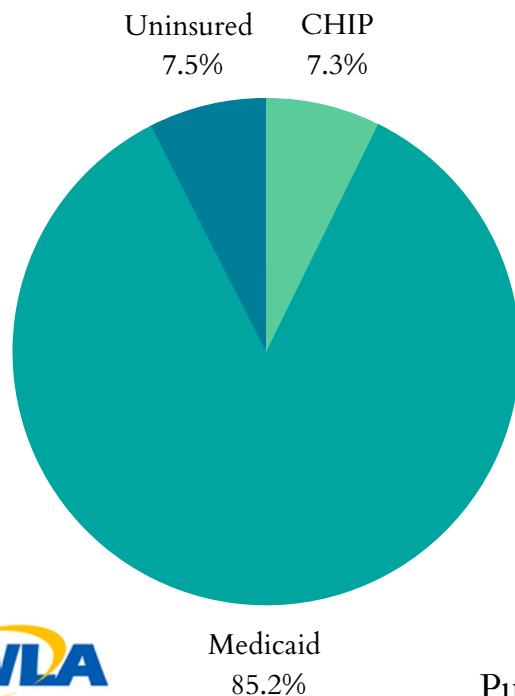
There were 4,826 births to mothers aged 15-19 in Tennessee representing a rate of 23 per 1,000 babies in 2020.

493 infants under 1 died in Tennessee in 2020, representing an infant mortality rate of 6.3 per 1,000.

Percentage of All Preterm Births by Race or Ethnicity, 2020



Public Health Insurance Coverage for Children, 2019



80,000 of Tennessee's children had no health insurance in 2021. This represents no change from 2019.

948,273 children in Tennessee were enrolled in Medicaid in 2020. This represents a 4.4% increase from 2019.

73,668 children in Tennessee were in the state Children Health Insurance Program (CHIP) in 2020. This represents a 5% decrease from 2019.

Tennessee is not a Medicaid expansion state.

Tennessee's Children

Juvenile Justice

- There were 19,687 total arrests for children under 18 in 2019.
- 1,403 of these arrests were for Disorderly Conduct.
- 3,717 arrests were made for Property Crimes.
- 2,177 were arrested under the charge of Drug Abuse Violations.
- 345 children lived in juvenile correction facilities in Tennessee in 2019. This number has decreased from 537 since 2017, representing a 35.7% increase.

35.7%

The decrease since 2017 of children living in juvenile correction facilities.

Teens & Youth

- 26,000 (7%) of Tennessee's youth, ages 16-19, were not in school nor working in 2021.
- In 2020, there were 10 reports of children in Tennessee aged 10-14 committing suicide, and there were 134 reports of suicide among children and young adults aged 15-24.
- 121 children under age 19 were killed by a firearm in Tennessee in 2020.

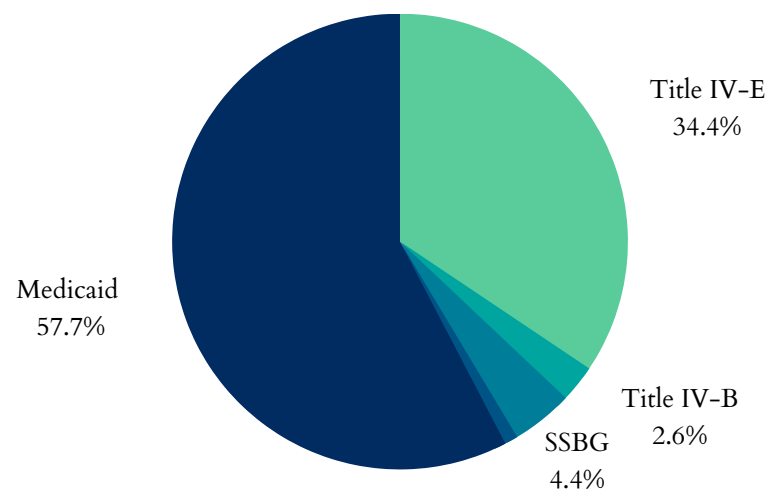
Funding for Child Welfare Services

- Tennessee spent \$840,484,149 on child welfare services in 2018. Child welfare services are all of the direct and administrative services that state agencies provide to children and families.
- \$394,451,961 were allocated from the federal government and \$435,667,433 came from state and local funds.

Federal Funding Sources, 2018

The significant funding sectors of the \$394,451,961 in federal funding received in Tennessee in 2018:

- \$4,971,445 as part of the Title IV-E Total Foster Care Program.
- \$55,472,776 as part of the Title IV-E Adoption Assistance Program.
- Tennessee's sum of expenditures for Social Service Block Grants in 2020 was \$35,317,144.



Tennessee's Children

TENNESSEE STATE FACT SHEET

<https://www.cwla.org/wp-content/uploads/2023/04/Tennessees-Children.pdf>



NATIONAL AND STATE FACT SHEETS

<https://www.cwla.org/our-work/advocacy/national-and-state-fact-sheets/>



CWLA

www.cwla.org/

