

South Dakota's Children

Child Maltreatment

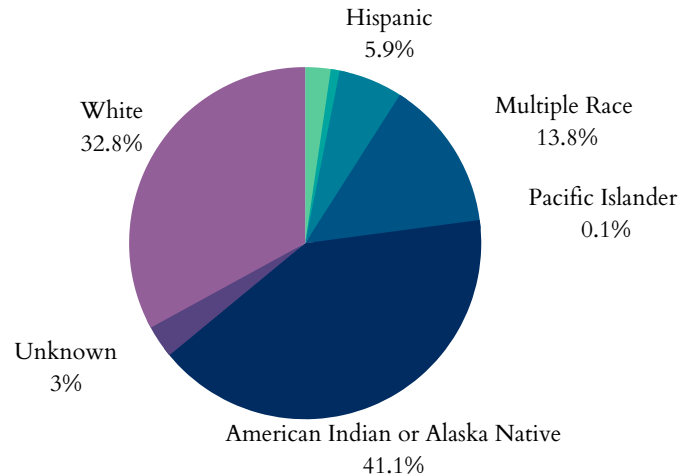
In 2021, South Dakota had 14,938 total referrals for child abuse and neglect. Of those, 2,280 were screened in for response by CPS.

There were 1,459 child victims of abuse or neglect in South Dakota in 2021, at a rate of 6.6 children per 1,000. This translates to a 9% increase since 2017.

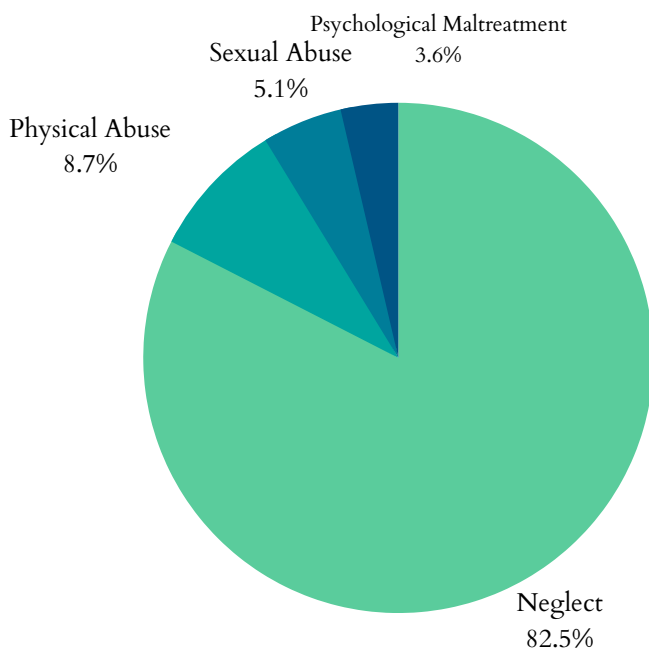
Of the 1,459 children, 1,088 were first-time victims.

The largest age group of victims was children under one, representing 220 of the 1,459 cases.

Child Victims by Race or Ethnicity, 2021



Types of Maltreatment Victims, 2021



- 79% of child maltreatment perpetrators in 2020 were parents of the child.
- 21% were non-parents or had an unknown relationship.
- 54% of South Dakota's child victims in 2020 were female while 48% were male.

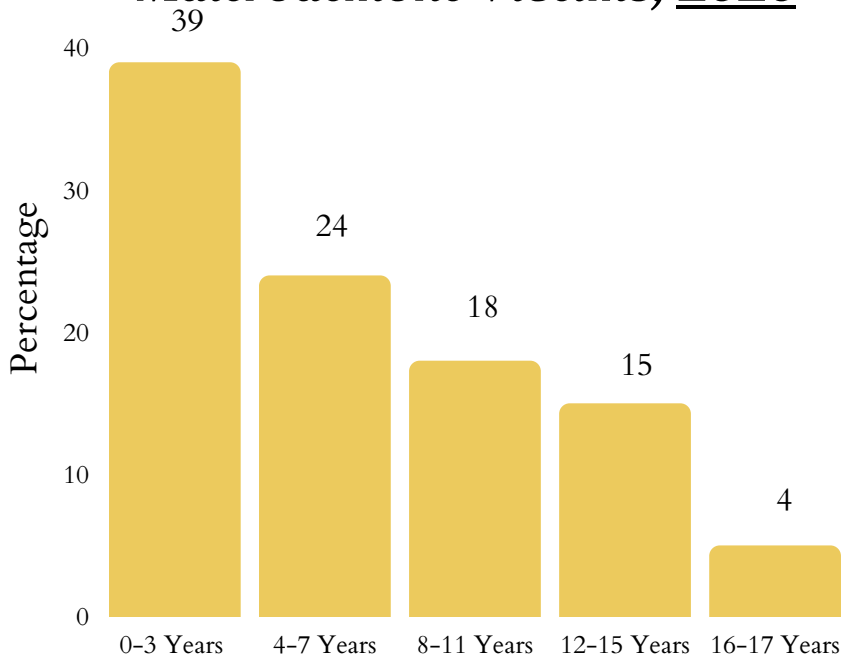
Plans for Safe Care

- In 2021, South Dakota reported 36 infants screened with prenatal substance abuse exposure.
- South Dakota reported 5 plans of safe care for screened-in infants.



South Dakota's Children

Age Distribution of Maltreatment Victims, 2020



- Child fatalities have decreased from 12 in 2020 to 9 in 2021.
- South Dakota reported 1 total child victim of sex trafficking.
- 748 victims received post-response services while 246 non-victims received post-response services as well.

FAMILY FIRST IMPLEMENTATION

- South Dakota has not submitted a family first plan.

Foster Care and Adoptions

- 2,629 total children were served by the foster care system in South Dakota in FY 2021.
- 1,647 were in care on the day of September 30th, 2021.
- 1,013 children entered care during the 2021 FY while 982 exited during the same year.
- 222 of South Dakota's children were adopted while 485 were waiting to be adopted.

24.1%

The increase since 2019 in children aging out of foster care.

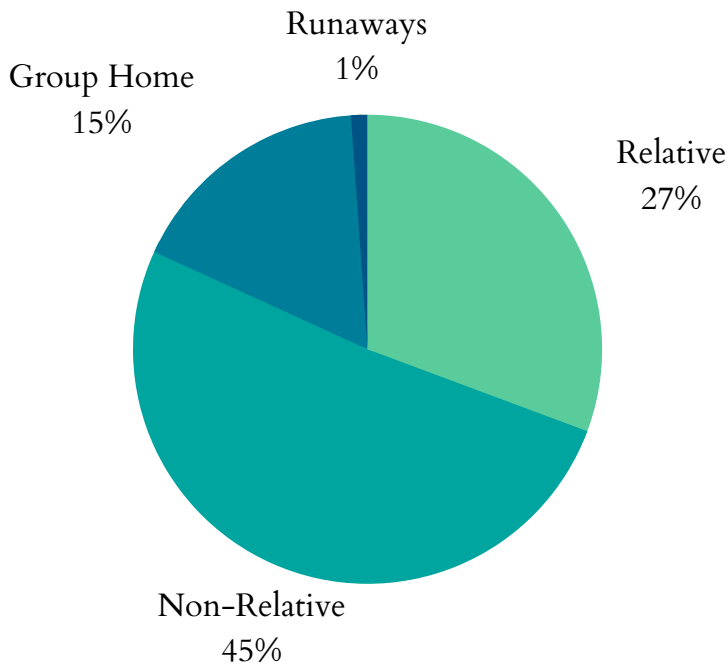
There was a 2.14% decrease in the number of children in care between 2020 and 2021. Adoptions from the system also increased by 6.2% from 2020.

77 children in South Dakota aged out and exited foster care in 2020. This is an increase from 62 in 2019 and represents an 24.1% increase.

- Children in foster care in 2020 spent an average length of 18.2 months in care.
- The average length of stay in South Dakota for children waiting to be adopted from foster care is 33.6 months.
- The average age of children waiting to be adopted in 2020 was 8.3 years old.
- The average age of adopted children was 6.1 years old.

South Dakota's Children

Where are Children in Foster Care Staying? 2020



Data from 2020 shows that 760 children in foster care within South Dakota were living with non-relatives while 447 stayed with a relative.

247 children were staying in group homes or institutions while 15 children were classified as runaways.

4% of households in South Dakota in 2020 had a grandparent living with a grandchild.

The average length of time a child in care spent living with their current relative foster family was 7.6 months.

Child Poverty

South Dakota had 47,000 children in 2021 who lived with parents who lacked secure employment, representing 21% of all children.

20% of South Dakota's children lived in households with a high housing cost burden in 2021.

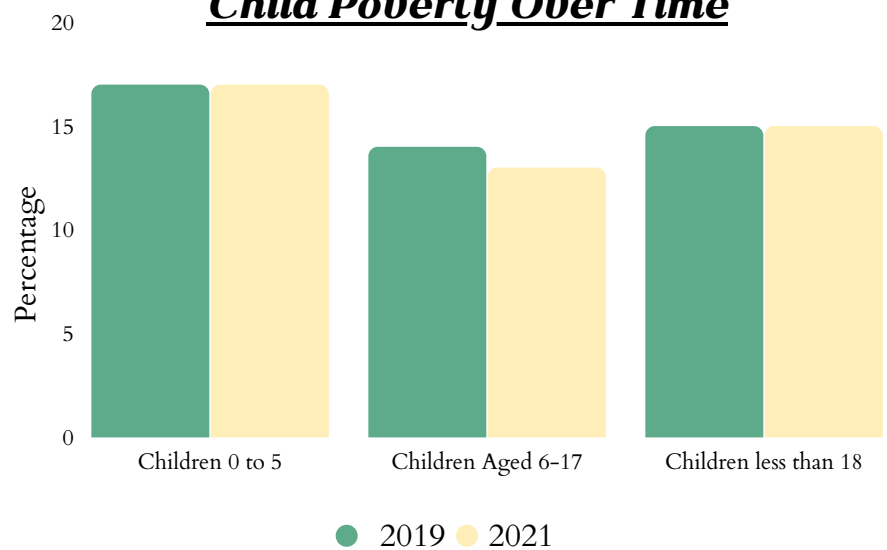
The average number of TANF recipients fell from 5,096 in 2021 to 4,552 in 2022. This represents an 11% decrease.

South Dakota spent \$10,090,106 on WIC in 2022, serving 15,067 people. This represents a 5.22% decrease in total participants and a 5.36% increase in spending.

74,850 people in South Dakota were food insecure in 2020, including 29,070 children who struggled with hunger.

45.8% of households receiving SNAP benefits in South Dakota in 2019 had children.

Child Poverty Over Time



South Dakota's Children

Health

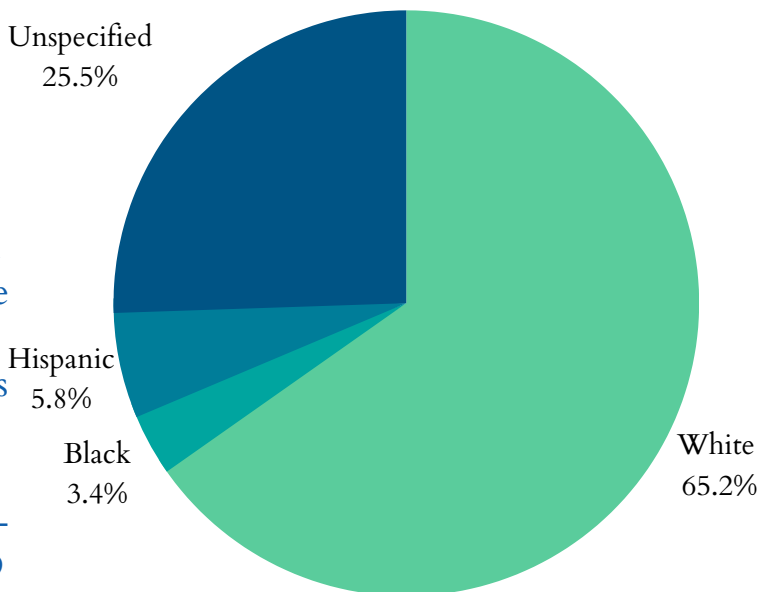
South Dakota had 753 low birth-weight babies born in 2020, which is constituted as babies weighing less than 5.5 pounds. This translates to 6.9% of infants born in South Dakota in 2020.

South Dakota had a total of 1,030 preterm births in 2020, meaning less than 37 completed weeks of gestation. 8.69% of all White babies were born prematurely while 8.97% of Black babies arrived prematurely in 2020. The total premature birth rate was 9.41%.

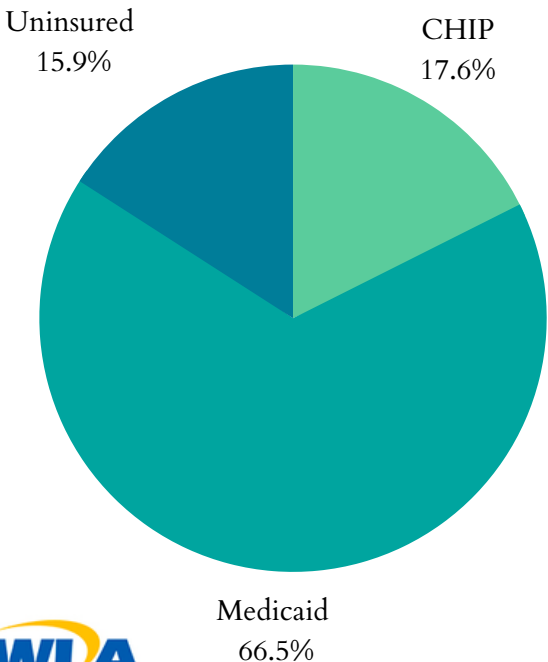
There were 533 births to mothers aged 15-19 in South Dakota reported at a rate of 19 for every 1,000.

81 infants under 1 died in South Dakota in 2020, representing an infant mortality rate of 7.4 per 1,000.

Percentage of All Preterm Births by Race or Ethnicity, 2020



Public Health Insurance Coverage for Children, 2020



18,000 of South Dakota's children had no health insurance in 2021. This represents no change from 2020.

69,621 children in South Dakota were enrolled in Medicaid in 2020. This represents an 7.4% decrease from 2019.

16,552 children in South Dakota were in the state Children Health Insurance Program (CHIP) in 2020. This represents a 16.84% decrease from 2019.

South Dakota has adopted Medicaid expansion and implementation should begin in July 2023.



South Dakota's Children

Juvenile Justice

- There were 4,791 total arrests for children under 18 in 2019.
- 476 of these arrests were for Disorderly Conduct.
- 546 arrests were made for Property Crimes.
- 754 were arrested under the charge of Drug Abuse Violations.
- 171 children lived in juvenile correction facilities in South Dakota in 2019. This number has increased since 2017 from 150, representing a 12.3% increase.

12.3%

The increase since 2017 of children living in juvenile correction facilities.

Teens & Youth

- 3,000 (6%) of South Dakota's youth, ages 16-19, were not in school nor working in 2021.
- In 2020, there were no reports of children in South Dakota aged 10-14 committing suicide, and there were 35 reports of suicide among children aged 15-24.
- 10 children under age 19 were killed by a firearm in South Dakota in 2020.

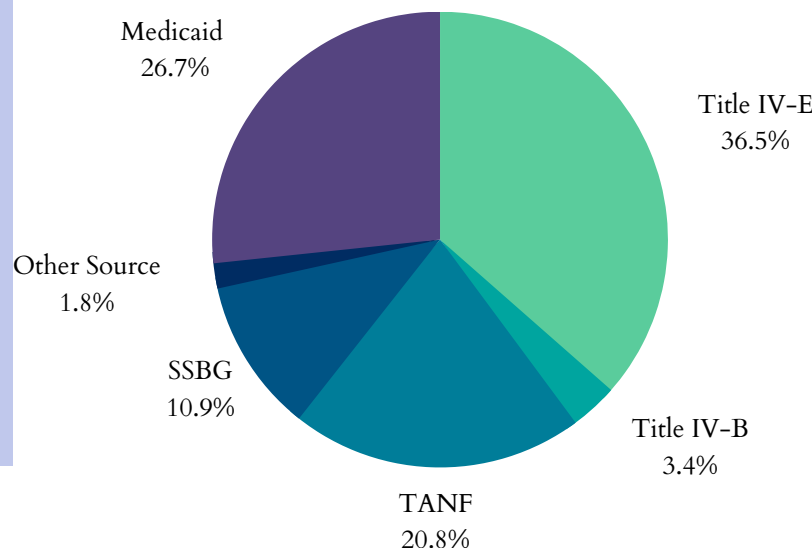
Funding for Child Welfare Services

- South Dakota spent \$68,367,469 on child welfare services in 2018. Child welfare services are all of the direct and administrative services that state agencies provide to children and families.
- \$32,057,028 were allocated from the federal government and \$35,237,243 came from state and local funds.

Federal Funding Sources, 2018

The significant funding sectors of the \$32,057,028 in federal funding received in South Dakota in 2018:

- \$5,711,926 as part of the Title IV-E Total Foster Care Program.
- \$4,896,970 as part of the Title IV-E Adoption Assistance Program.
- South Dakota's sum of expenditures for Social Service Block Grants in 2020 was \$6,401,018.



South Dakota's Children

SOUTH DAKOTA STATE FACT SHEET




<https://www.cwla.org/wp-content/uploads/2023/04/South-Dakotas-Children.pdf>

NATIONAL AND STATE FACT SHEETS



<https://www.cwla.org/our-work/advocacy/national-and-state-fact-sheets/>

CWLA



www.cwla.org/