

South Carolina's Children

Child Maltreatment

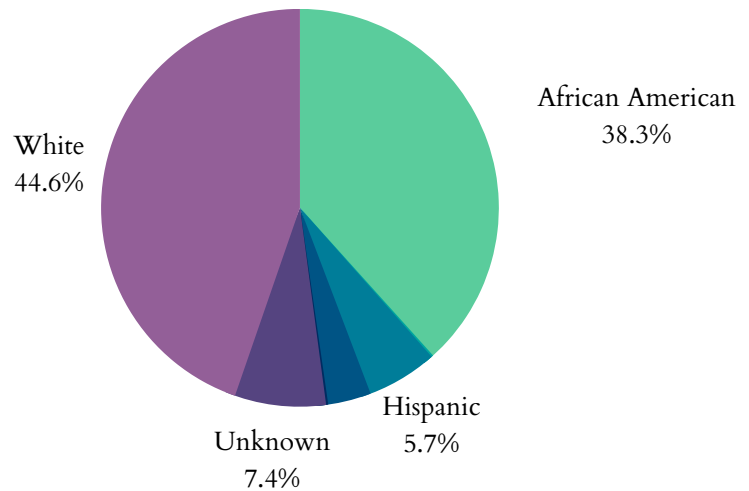
In 2021, South Carolina had 64,251 total referrals for child abuse and neglect. Of those, 35,107 were screened in for response.

There were 15,308 child victims of abuse or neglect in South Carolina in 2021, at a rate of 13.7 children per 1,000. This translates to a 10.3% decrease since 2017.

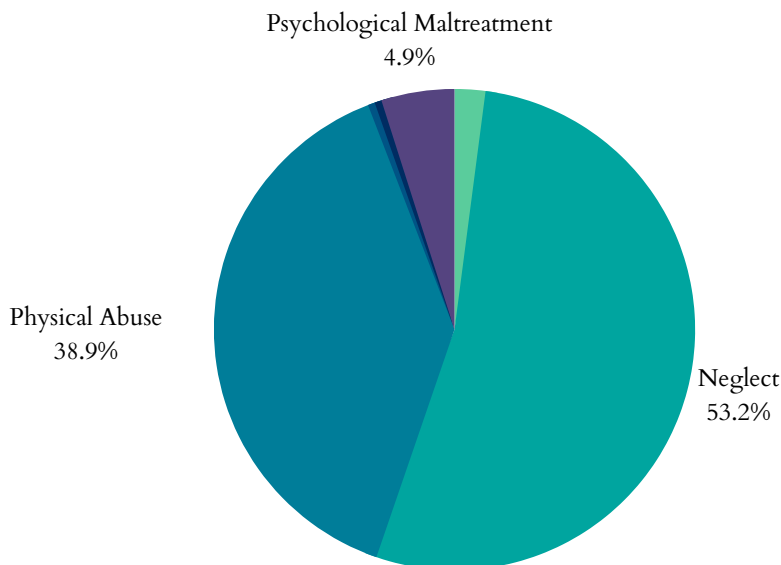
Of the 15,308 children, 10,836 were first-time victims.

The largest age group of victims was children under one, representing 2,257 of the 15,308 cases.

Child Victims by Race or Ethnicity, 2021



Types of Maltreatment Victims, 2021



- 86% of child maltreatment perpetrators in 2020 were parents of the child.
- 14% were non-parents or had an unknown relationship.
- 50% of South Carolina's child victims in 2020 were female while 49% were male. 1% of child victims are unknown or unidentified.

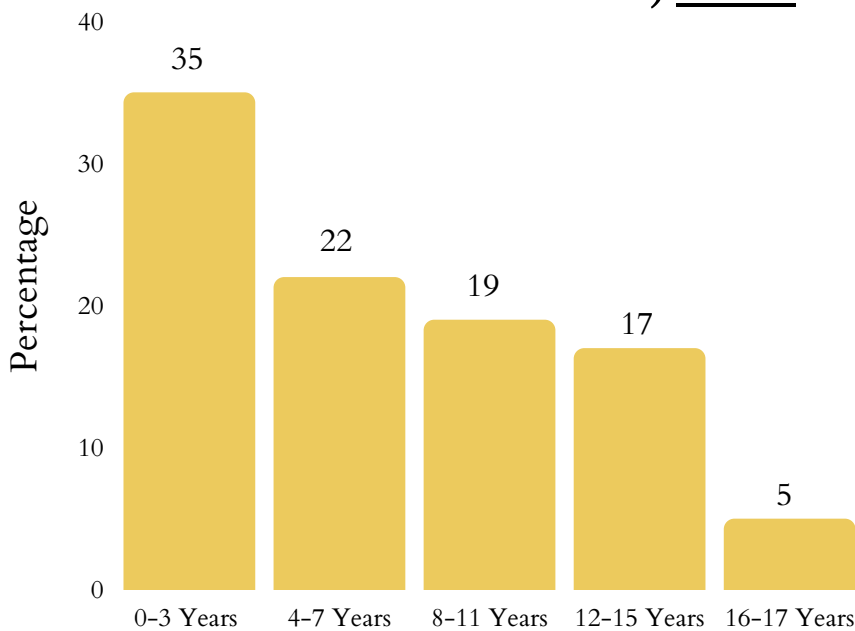
Plans for Safe Care

- In 2021, South Carolina reported 501 infants screened with prenatal substance abuse exposure.
- South Carolina did not report plans of safe care for screened-in infants.



South Carolina's Children

Age Distribution of Maltreatment Victims, 2020



- Child fatalities have increased from 36 in 2020 to 41 in 2021.
- South Carolina reported 81 total child victims of sex trafficking.
- 5,237 victims received post-response services while 7,967 non-victims received post-response services as well.

FAMILY FIRST IMPLEMENTATION

- South Carolina's Family First plan has been approved in October 2021.
- South Carolina's Family First Plan

Foster Care and Adoptions

- 6,702 total children were served by the foster care system in South Carolina in FY 2021.
- 3,944 were in care on the day of September 30th, 2021.
- 2,709 children entered care during the 2021 FY while 2,758 exited during the same year.
- 459 of South Carolina's children were adopted while 1,438 were waiting to be adopted.

5%

The increase since 2019 in children aging out of foster care.

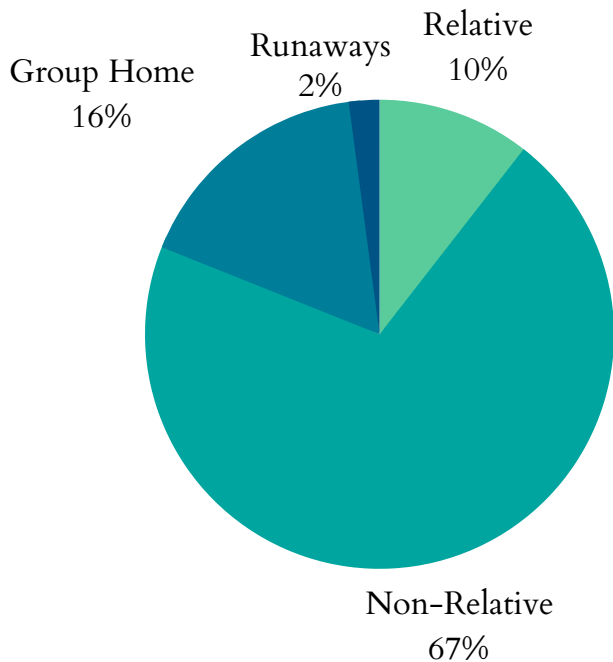
There was a 3.1% decrease in the number of children in care between 2020 and 2021. Adoptions from the system also decreased by 16.7% from 2020.

273 children in South Carolina aged out and exited foster care in 2020. This is an increase from 260 in 2019 and represents a 5% increase.

- Children in foster care in 2020 spent an average length of 20.6 months in care.
- The average length of stay in South Carolina for children waiting to be adopted from foster care is 34.1 months.
- The average age of children waiting to be adopted in 2020 was 8.8 years old.
- The average age of adopted children was 6.2 years old.

South Carolina's Children

Where are Children in Foster Care Staying? 2020



Data from 2021 shows that 2,724 children in foster care within South Carolina were living with non-relatives while 408 stayed with a relative.

639 children were staying in group homes or institutions while 75 children were classified as runaways.

3% of households in South Carolina in 2020 had a grandparent living with a grandchild.

The average length of time a child in care spent living with their current relative foster family was 6.9 months.

Child Poverty

South Carolina had 324,000 children in 2021 who lived with parents who lacked secure employment, representing 29% of all children.

25% of South Carolina's children lived in households with a high housing cost burden in 2021.

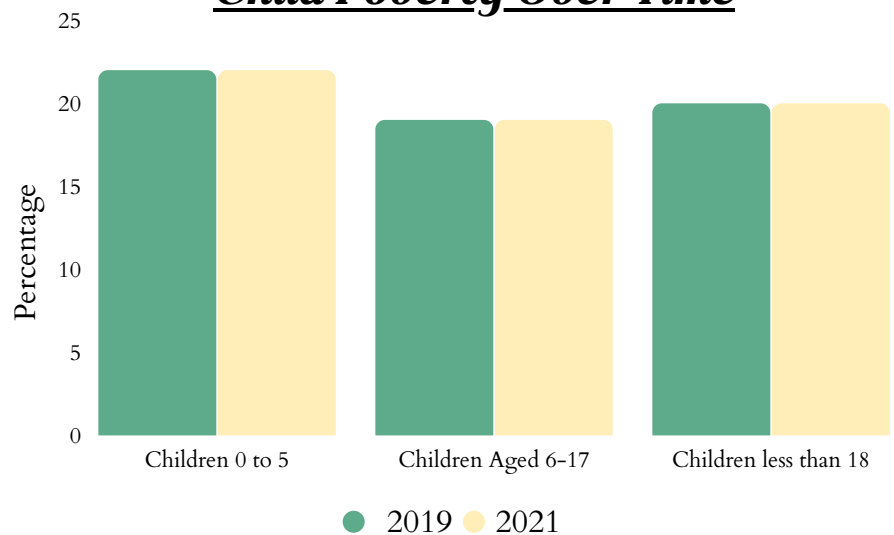
The average number of TANF recipients fell from 16,672 in 2021 to 14,860 in 2022. This represents a 10.87% decrease.

South Carolina spent \$26,102,677 on WIC in 2022, serving 86,233 people. This represents a 0.7% decrease in total participants and a 2% increase in spending.

489,510 people in South Carolina were food insecure in 2020, including 153,330 children who struggled with hunger.

48.3% of households receiving SNAP benefits in South Carolina in 2019 had children.

Child Poverty Over Time



South Carolina's Children

Health

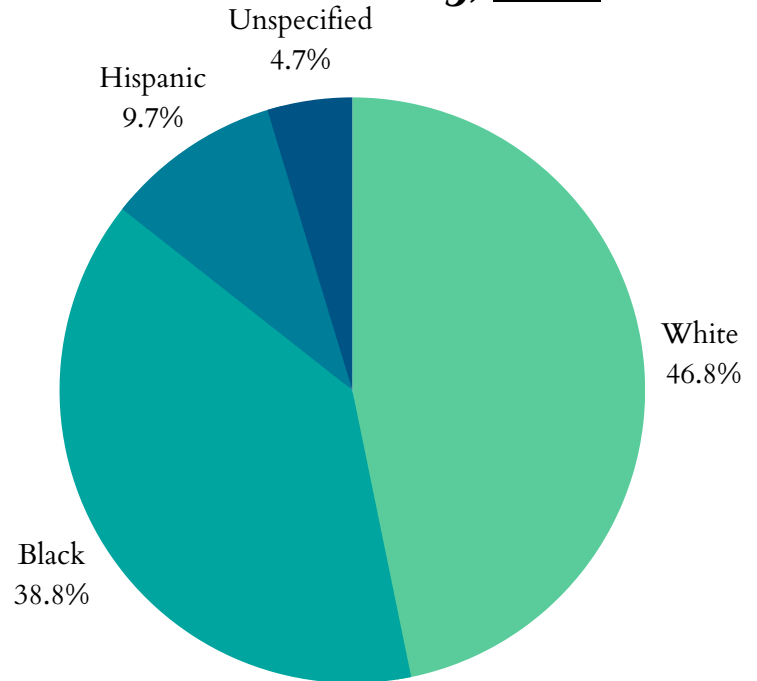
South Carolina had 5,461 low birth-weight babies born in 2020, which is constituted as babies weighing less than 5.5 pounds. This translates to 9.8% of infants born in South Carolina in 2020.

South Carolina had a total of 6,576 preterm births in 2020, meaning less than 37 completed weeks of gestation. 10.10% of all White babies were born prematurely while 15.66% of Black babies arrived prematurely in 2020. The total premature birth rate was 11.81%.

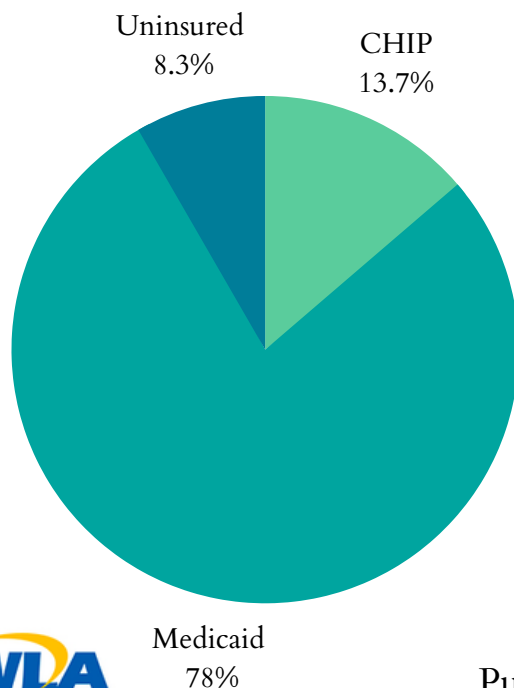
There were 3,069 births to mothers aged 15-19 in South Carolina in 2020, representing a rate of 19 in every 1,000 teen girls.

364 infants under 1 died in South Carolina in 2020, representing an infant mortality rate of 6.5 per 1,000.

Percentage of All Preterm Births by Race or Ethnicity, 2020



Public Health Insurance Coverage for Children, 2019



63,000 of South Carolina's children had no health insurance in 2021. This represents a 8.7% decrease from 2020.

633,672 children in South Carolina were enrolled in Medicaid in 2020. This represents a 1.8% decrease from 2019.

111,645 children in South Carolina were in the state Children Health Insurance Program (CHIP) in 2020. This represents a 1.6% decrease from 2019.

South Carolina has not implemented Medicaid expansion.

South Carolina's Children

Juvenile Justice

- There were 9,403 total arrests for children under 18 in 2019.
- 865 of these arrests were for Disorderly Conduct.
- 1,918 arrests were made for Property Crimes.
- 1,375 were arrested under the charge of Drug Abuse Violations.
- 633 children lived in juvenile correction facilities in South Carolina in 2019. This number has increased from 546 since 2017, representing a 13.7% increase.

13.7%

The increase since 2017 of children living in juvenile correction facilities.

Teens & Youth

- 23,000 (8%) of South Carolina's youth, ages 16-19, were not in school nor working in 2021.
- In 2020, there were no reports of children in South Carolina aged 10-14 committing suicide, and there were 135 reports of suicide among children and young adults aged 15-24.
- 127 children under age 19 were killed by a firearm in South Carolina in 2020.

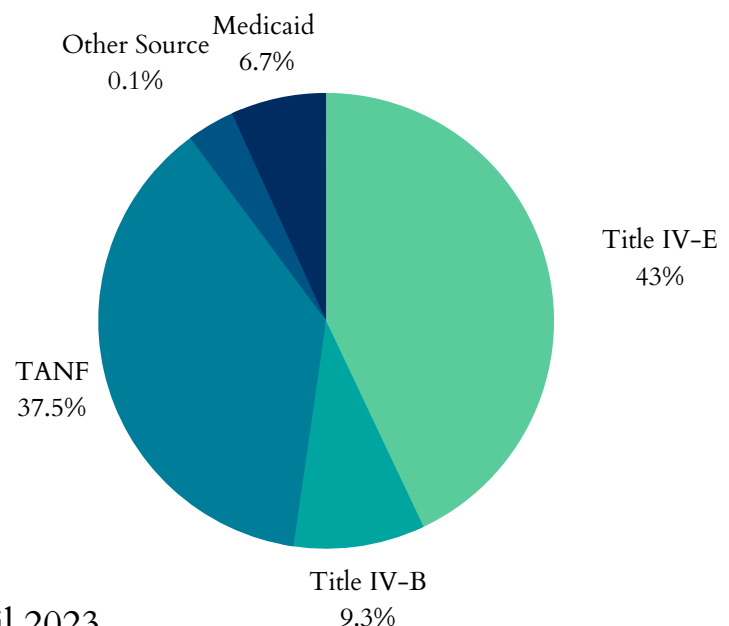
Funding for Child Welfare Services

- South Carolina spent \$258,656,986 on child welfare services in 2018. Child welfare services are all of the direct and administrative services that state agencies provide to children and families.
- \$147,204,741 were allocated from the federal government and \$95,078,201 came from state and local funds.

The significant funding sectors of the \$147,204,741 in federal funding received in South Carolina in 2018:

- \$41,264,169 as part of the Title IV-E Total Foster Care Program.
- \$20,732,391 as part of the Title IV-E Adoption Assistance Program.
- South Carolina's sum of expenditures for Social Service Block Grants in 2020 was \$24,538,241.

Federal Funding Sources, 2018



South Carolina's Children

SOUTH CAROLINA STATE FACT SHEET




<https://www.cwla.org/wp-content/uploads/2023/04/South-Carolinas-Children.pdf>

NATIONAL AND STATE FACT SHEETS



<https://www.cwla.org/our-work/advocacy/national-and-state-fact-sheets/>

CWLA



www.cwla.org/