

Rhode Island's Children

Child Maltreatment

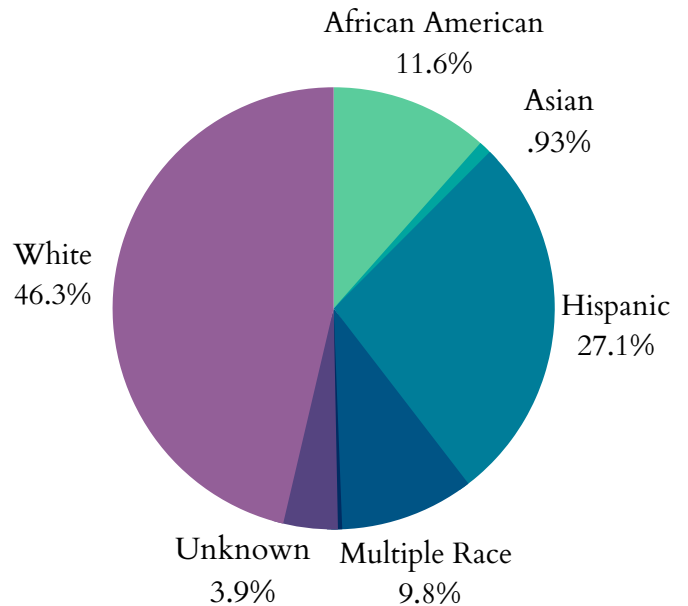
In 2020, Rhode Island had 13,976 total referrals for child abuse and neglect. Of those, 5,314 were screened in for response by CPS.

There were 2,588 child victims of abuse or neglect in Rhode Island in 2021, at a rate of 12.4 children per 1,000. This translates to a 16.4% decrease since 2017.

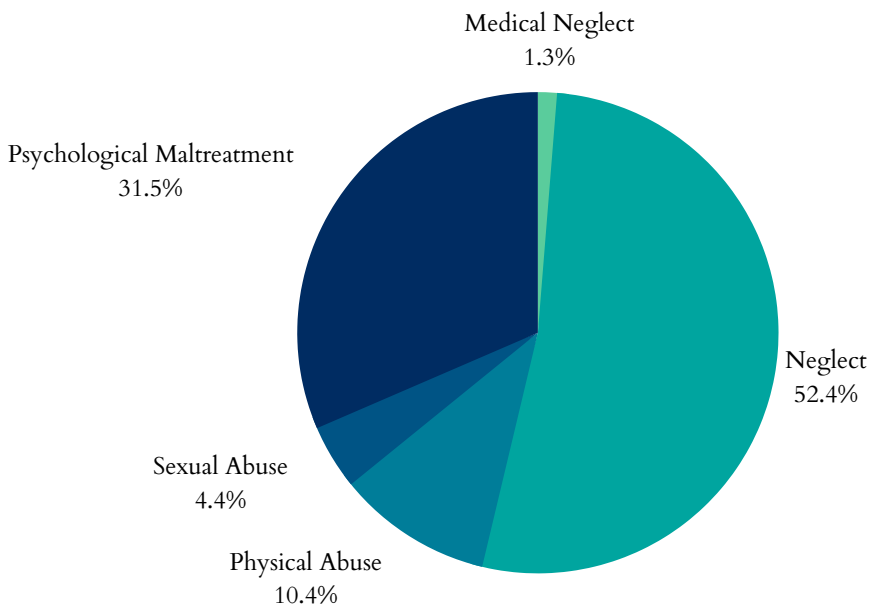
Of the 2,588 children, 1,739 were first-time victims.

The largest age group of victims was children under one, representing 401 of the 2,588 cases.

Child Victims by Race or Ethnicity, 2021



Types of Maltreatment Victims, 2021



- 79% of child maltreatment perpetrators in 2020 were parents of the child.
- 21% were non-parents or had an unknown relationship.
- 50% of Rhode Island's child victims in 2020 were female while 50% were male.

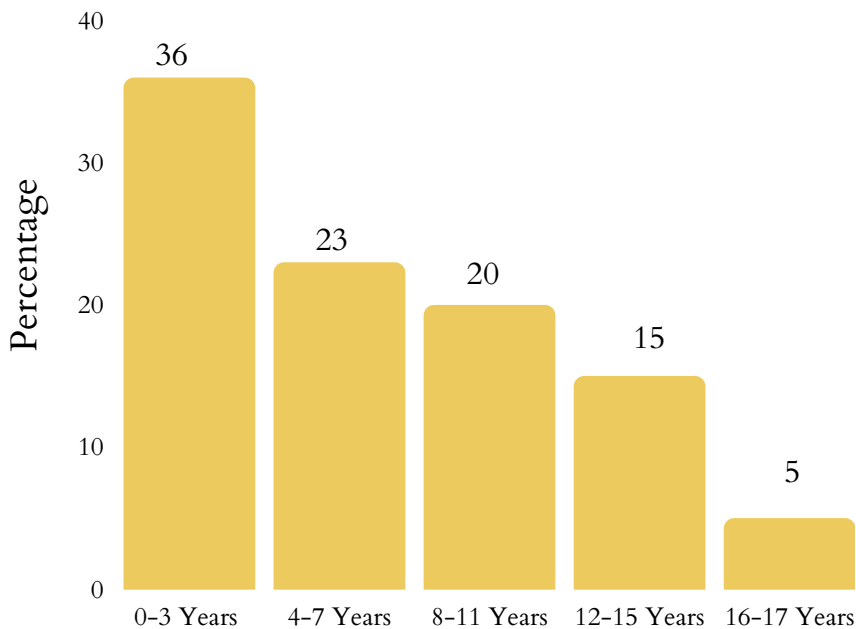
Plans for Safe Care

- In 2021, Rhode Island reported 85 infants screened with prenatal substance abuse exposure.
- Rhode Island did not report a number of plans of safe care for screened-in infants.



Rhode Island's Children

Age Distribution of Maltreatment Victims, 2020



- Child fatalities have remained the same from 2 in 2020 to 2 in 2021.
- Rhode Island did not report total child victims of sex trafficking.
- 1,201 victims received post-response services while 736 non-victims received post-response services as well.

FAMILY FIRST IMPLEMENTATION

- Rhode Island's Family First plan was approved by the administration in September 2021.
- Rhode Island's Family First Plan

Foster Care and Adoptions

- 2,882 total children were served by the foster care system in Rhode Island in FY 2021.
- 1,823 were in care on the day of September 30th, 2021.
- 777 children entered care during the 2021 FY while 1,059 exited during the same year.
- 231 of Rhode Island's children were adopted while 283 were waiting to be adopted.

0.7%

The increase since 2019 in children aging out of foster care.

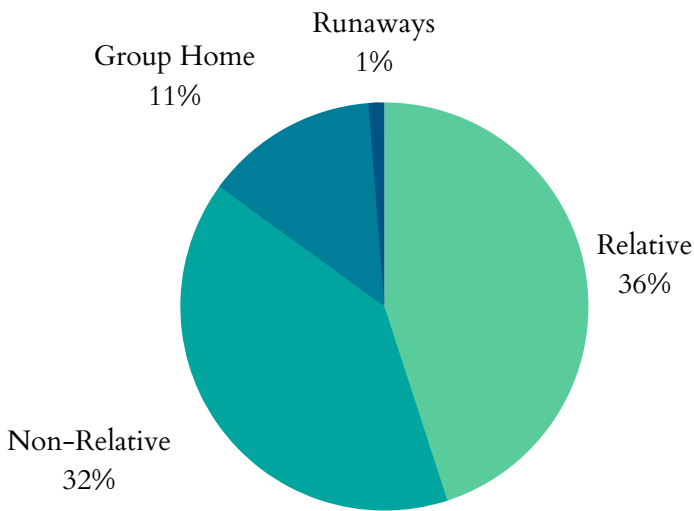
There was a 14.8% decrease in the number of children in care between 2020 and 2021. Adoptions from the system increased by 52% from 2020.

149 children in Rhode Island aged out and exited foster care in 2020. This is an increase from 148 in 2019 and represents a 0.7% increase.

- Children in foster care in 2020 spent an average length of 20.6 months in care.
- The average length of stay in Rhode Island for children waiting to be adopted from foster care is 40.1 months.
- The average age of children waiting to be adopted in 2020 was 7.3 years old.
- The average age of adopted children was 5.5 years old.

Rhode Island's Children

Where are Children in Foster Care Staying? 2020



Data from 2020 shows that 679 children in foster care within Rhode Island were living with non-relatives while 777 stayed with a relative.

243 children were staying in group homes or institutions while 11 children were classified as runaways.

4% of households in Rhode Island in 2020 had a grandparent living with a grandchild.

The average length of time a child in care spent living with their current relative foster family was 13.8 months.

Child Poverty

Rhode Island had 66,000 children in 2021 who lived with parents who lacked secure employment, representing 32% of all children.

33% of Rhode Island's children lived in households with a high housing cost burden in 2021.

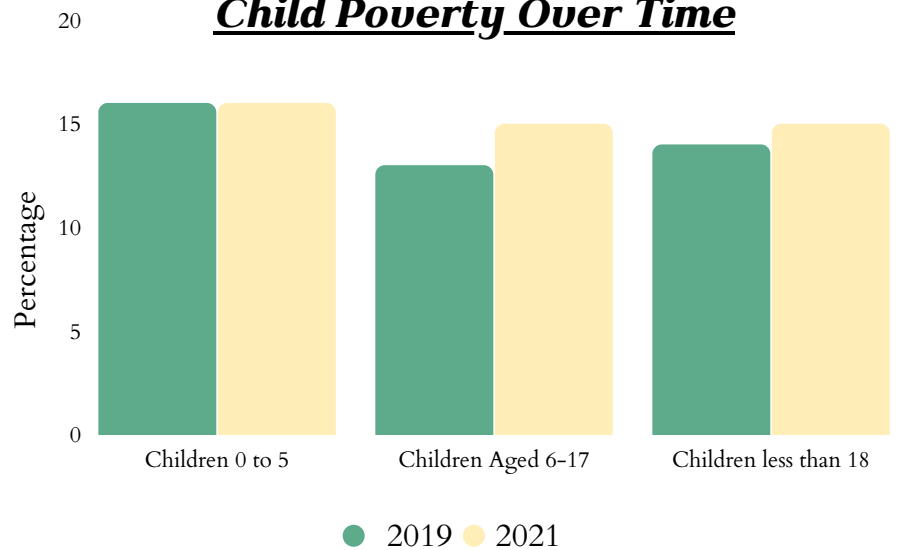
The average number of TANF recipients rose from 5,466 in 2021 to 7,316 in 2022. This represents a 26% increase.

Rhode Island spent \$6,513,268 on WIC in 2021, serving 16,536 people. This represents a 2.1% decrease in total participants and a 2.25% increase in spending.

88,550 people in Rhode Island were food insecure in 2020, including 26,750 children who struggled with hunger.

30.3% of households receiving SNAP benefits in Rhode Island in 2019 had children.

Child Poverty Over Time



Rhode Island's Children

Health

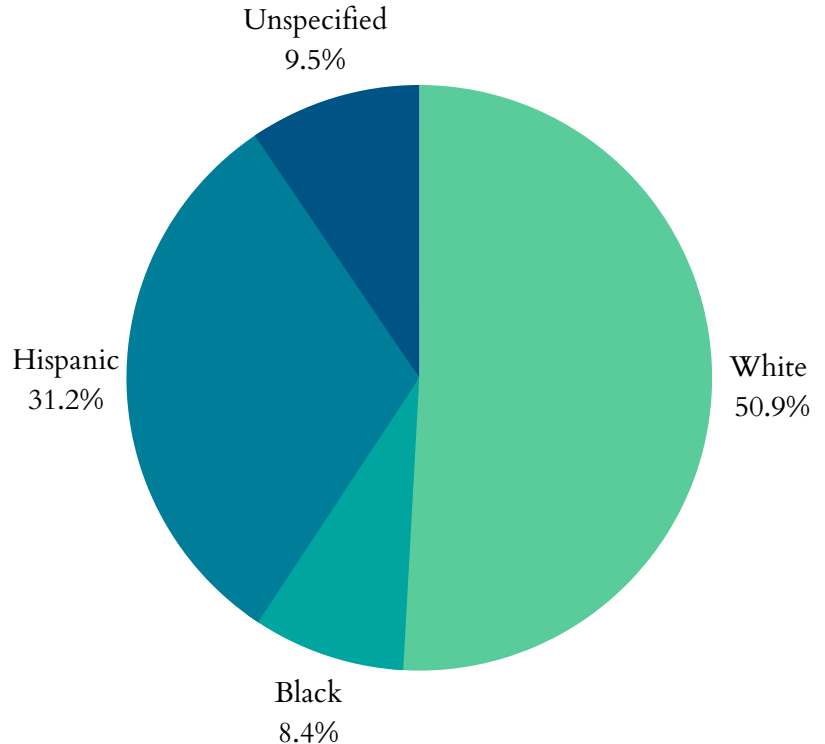
Rhode Island had 775 low birth-weight babies born in 2020, which is constituted as babies weighing less than 5.5 pounds. This translates to 7.7% of infants born in Rhode Island in 2020.

Rhode Island had a total of 916 preterm births in 2020, meaning less than 37 completed weeks of gestation. 8.49% of all White babies were born prematurely while 9.57% of Black babies arrived prematurely in 2020. The total premature birth rate was 9.07%.

There were 328 births to mothers aged 15-19 in Rhode Island in 2020, representing a rate of 9 in every 1,000 teen girls.

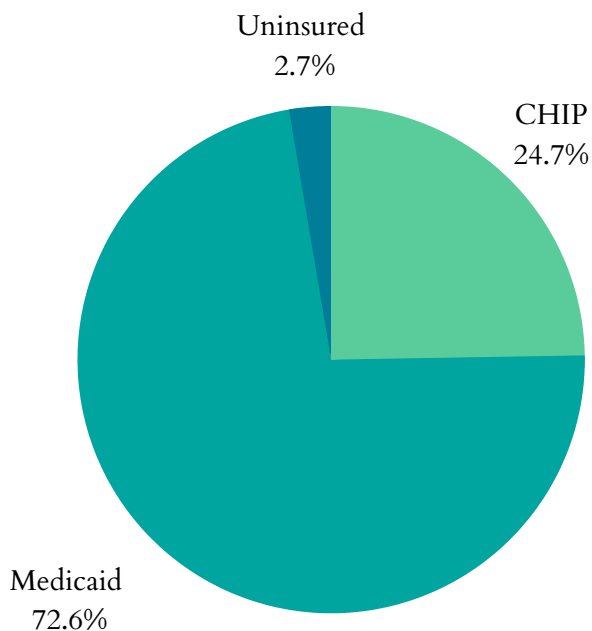
42 infants under 1 died in Rhode Island in 2020, representing an infant mortality rate of 4.2 per 1,000.

Percentage of All Preterm Births by Race or Ethnicity, 2020



Public Health Insurance

Coverage for Children, 2019



6,000 of Rhode Island's children had no health insurance in 2021. This represents a 33.3% increase from 2019.

109,418 children in Rhode Island were enrolled in Medicaid in 2020. There was a 0.3% increase from 2019.

32,526 children in Rhode Island were in the state Children Health Insurance Program (CHIP) in 2020. This represents a 12.4% decrease from 2019.

Rhode Island is a Medicaid expansion state as of January 2014.

Rhode Island's Children

Juvenile Justice

- There were 2,176 total arrests for children under 18 in 2019.
- 511 of these arrests were for Disorderly Conduct.
- 340 arrests were made for Property Crimes.
- 112 were arrested under the charge of Drug Abuse Violations.
- 108 children lived in juvenile correction facilities in Rhode Island in 2019. This number has decreased from 123 kids in 2017, representing a 12.1% decrease.

12.1%

The decrease since 2017 of children living in juvenile correction facilities.

Teens & Youth

- 2,000 (3%) of Rhode Island's youth, ages 16-19, were not in school nor working in 2021.
- In 2020, Rhode Island did not report any children committing suicide among ages 10-14 and 15-24.
- There were 0 reports of children under age 19 killed by a firearm in Rhode Island in 2020.

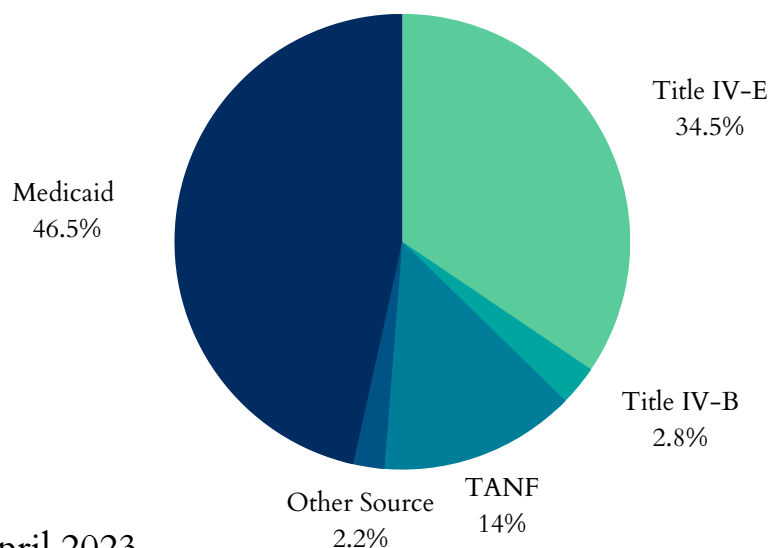
Funding for Child Welfare Services

- Rhode Island spent \$188,605,661 on child welfare services in 2018. Child welfare services are all of the direct and administrative services that state agencies provide to children and families.
- \$56,990,642 were allocated from the federal government and \$129,218,262 came from state and local funds.

Federal Funding Sources, 2018

The significant funding sectors of the \$56,990,642 in federal funding received in Rhode Island in 2018:

- \$11,000,024 as part of the Title IV-E Total Foster Care Program.
- \$7,514,225 as part of the Title IV-E Adoption Assistance Program.
- Rhode Island's sum of expenditures for Social Service Block Grants in 2020 \$10,241,393.



Rhode Island's Children

RHODE ISLAND STATE FACT SHEET




<https://www.cwla.org/wp-content/uploads/2023/04/Rhode-Islands-Children.pdf>

NATIONAL AND STATE FACT SHEETS



<https://www.cwla.org/our-work/advocacy/national-and-state-fact-sheets/>

CWLA



www.cwla.org/