

Puerto Rico's Children

Child Maltreatment

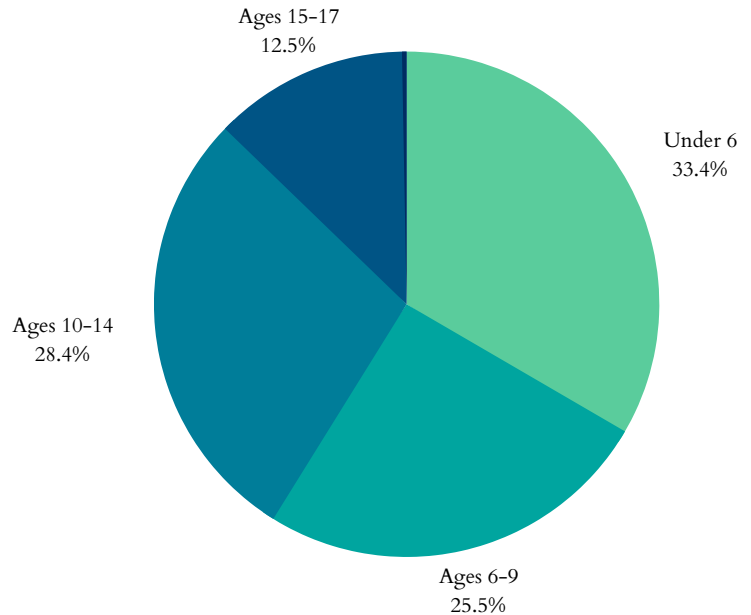
In 2021, Puerto Rico had 14,900 total referrals for child abuse and neglect. Of those, 7,948 were screened in for response for CPS.

There were 4,753 child victims of abuse or neglect in Puerto Rico in 2021, at a rate of 8.7 children per 1,000. This translates to a 17% decrease since 2017.

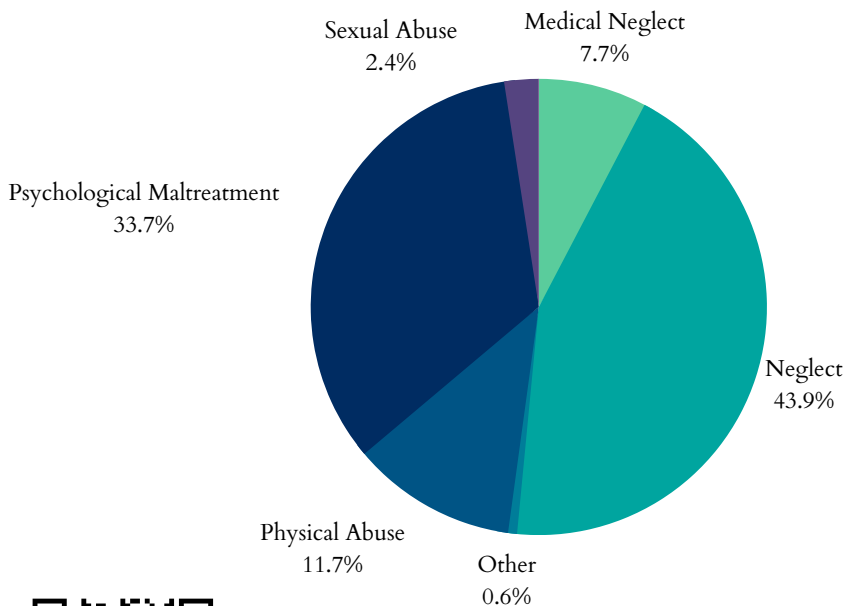
Of the 4,753 children, 4,355 were first-time victims.

The largest age group of victims was children under one, representing 311 of the 4,753 cases.

Child Victims by Age, 2021



Types of Maltreatment Victims, 2021



- 79% of child maltreatment perpetrators in 2020 were parents of the child.
- 21% were non-parents or had an unknown relationship.
- 49% of Puerto Rico's child victims in 2020 were female while 51% were male.

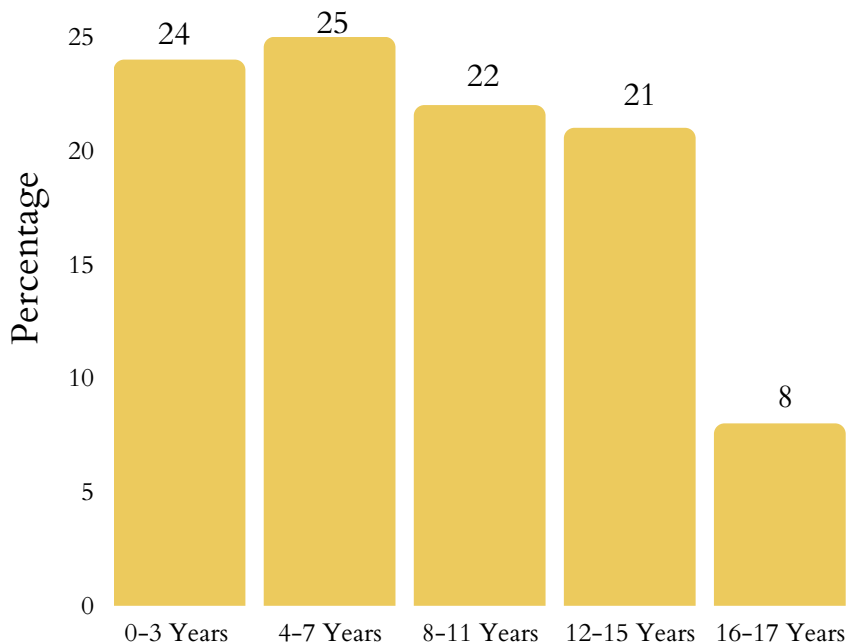
Plans for Safe Care

- In 2021, Puerto Rico reported 13 infants screened with prenatal substance abuse exposure.
- Puerto Rico reported 13 screened-in infants with plans of safe care.



Puerto Rico's Children

Age Distribution of Maltreatment Victims, 2020



- Puerto Rico reported 7 child fatalities in 2021, which is an increase from 5 in 2020.
- Puerto Rico reported 2 total child victims of sex trafficking.
- 4,749 victims received post-response services while 3,140 non-victims received post-response services as well.

FAMILY FIRST IMPLEMENTATION

- Puerto Rico has a plan submitted by the administration, but it has not been approved

Foster Care and Adoptions

- 2,687 total children were served by the foster care system in Puerto Rico in FY 2021.
- 2,135 were in care on the day of September 30th, 2021.
- 761 children entered care during the 2021 FY while 552 exited during the same year.
- 129 of Puerto Rico's children were adopted while 416 were waiting to be adopted.

There was a 2.1% increase in the number of children in care between 2021 and 2020. Adoptions from the system also increased by 48.3% from 2020.

4 children in Puerto Rico aged out and exited foster care in 2020. This number represents a 60% decrease since 2019.

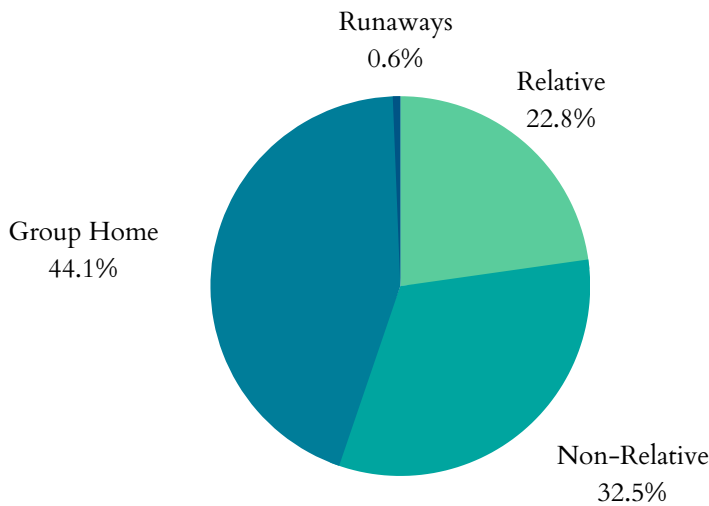
- Children in foster care in 2020 spent an average length of 40.5 months in care.
- The average length of stay in Puerto Rico for children waiting to be adopted from foster care is 56.9 months.
- The average age of children waiting to be adopted in 2020 was 8.3 years old.
- The average age of adopted children was 6.0 years old.

60%

The decrease since 2019 in children aging out of foster care.

Puerto Rico's Children

Where are Children in Foster Care Staying? 2020



Data from 2020 shows that 662 children in foster care within Puerto Rico were living with non-relatives while 464 stayed with a relative.

900 children were staying in group homes or institutions while 13 children were classified as runaways.

3% of households in Puerto Rico in 2020 had a grandparent living with a grandchild.

The average length of time a child in care spent living with their current relative foster family was 21.7 months.

Child Poverty

Puerto Rico had 279,000 children in 2021 who lived with parents who lacked secure employment, representing 51% of all children.

26% of Puerto Rico's children lived in households with a high housing cost burden in 2021

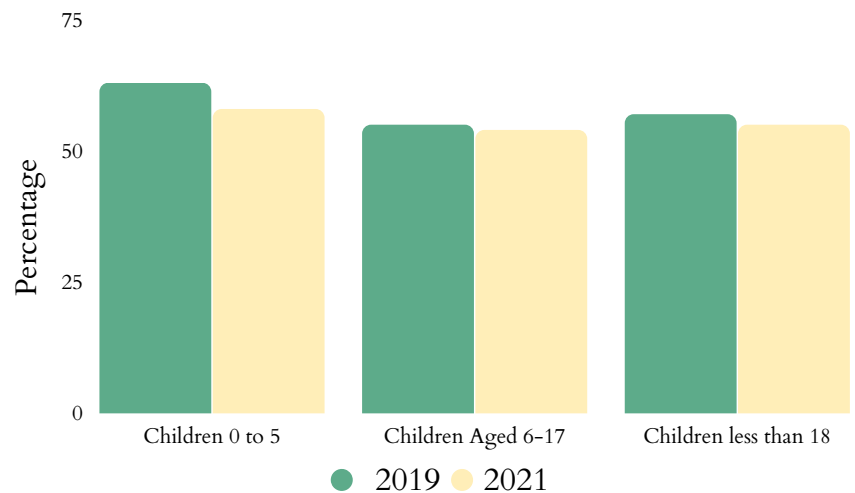
The average number of TANF recipients increased from 12,000 in 2021 to 9,844 in 2022. This represents a 17.97% decrease.

Puerto Rico spent \$34,420,194 on WIC in 2022, serving 91,961 people. This represents a 7.2% decrease in total participants and a 2.6% increase in spending.

41.8% of households receiving SNAP benefits in Puerto Rico in 2018.

65% of children in Puerto Rico lived in families that received public health assistance in 2021.

Child Poverty Over Time



Puerto Rico's Children

Health

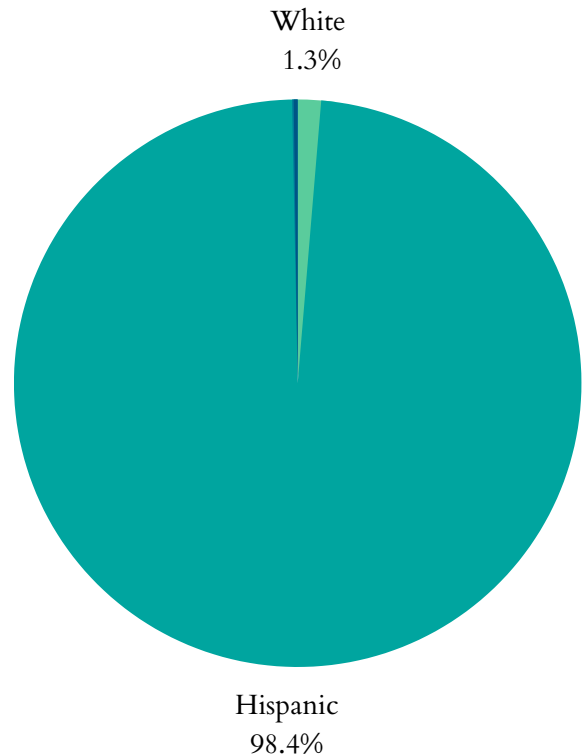
Puerto Rico had 343,000 low birth-weight babies born in 2020, which is constituted as babies weighing less than 5.5 pounds. This translates to 57% of infants born in Puerto Rico in 2020.

Puerto Rico had 2,192 preterm births in 2020, meaning less than 37 completed weeks of gestation. 9.73% of all White babies were born prematurely while 11.63% of Hispanic babies arrived prematurely in 2020. The total premature birth rate was 11.58%.

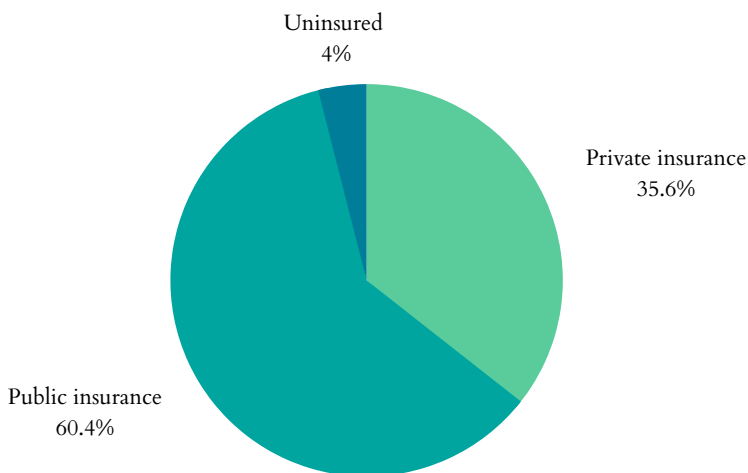
There were 1,466 births to mothers aged 15-19 in Puerto Rico in 2020, representing a rate of 15 in every 1,000 teen girls.

138 infants under 1 died in Puerto Rico in 2020, representing an infant mortality rate of 7.3 per 1,000.

Percentage of All Preterm Births by Race or Ethnicity, 2020



Public Health Insurance Coverage for Children, 2019



16,000 of Puerto Rico's children had no health insurance in 2021. This represents a 33.3% decrease from 2019.

Puerto Rico is a Medicaid expansion state since 2016.

348,000 children in Puerto Rico were enrolled in public health insurance in 2021. This represents a 4.7% decrease from 2019.

20,000 children in Puerto Rico had both public and private coverage in 2021. This represents a 5.3% decrease from 2019.

Puerto Rico's Children

Teens & Youth

- 22,000 (13%) of Puerto Rico's youth, ages 16-19, were not in school nor working in 2021.
- In 2019, 12.40% of children in Puerto Rico grades 9 through 12 seriously considered suicide.
- 58 children under age 19 were killed by a firearm in Puerto Rico in 2020.

13%

The number of Puerto Rico's youth between ages 16-19 were not in school and not working.

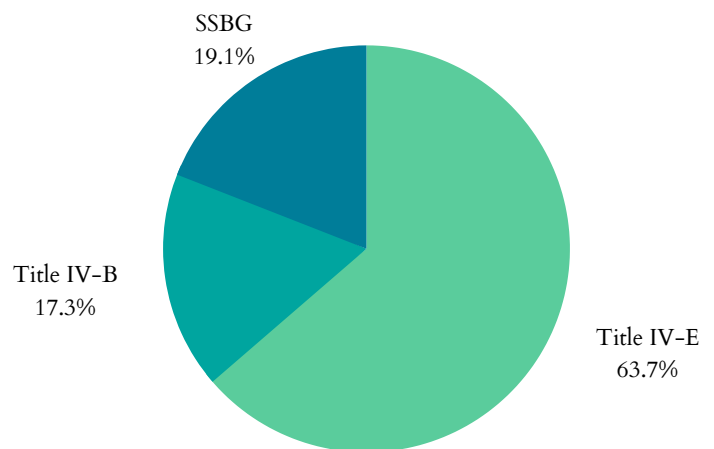
Funding for Child Welfare Services

- Puerto Rico spent \$42,782,189 on child welfare services in 2018. Child welfare services are all of the direct and administrative services that state agencies provide to children and families.
- \$42,782,189 were allocated from the federal government and Puerto Rico did not report the amount that came from state and local funds.

Federal Funding Sources, 2018

The significant funding sectors of the \$42,782,189 in federal funding received in Puerto Rico in 2018:

- \$112,232,165 as part of the Title IV-E Total Foster Care Program.
- \$1,874,372.00 as part of the Title IV-E Adoption Assistance Program.
- Puerto Rico's sum of expenditures for Social Service Block Grants in 2020 was \$15,430,560.



Puerto Rico's Children

PUERTO RICO FACT SHEET

<https://www.cwla.org/wp-content/uploads/2023/04/Puerto-Ricos-Children.pdf>



NATIONAL AND STATE FACT SHEETS

<https://www.cwla.org/our-work/advocacy/national-and-state-fact-sheets/>



CWLA

www.cwla.org/

