

Pennsylvania's Children

Child Maltreatment

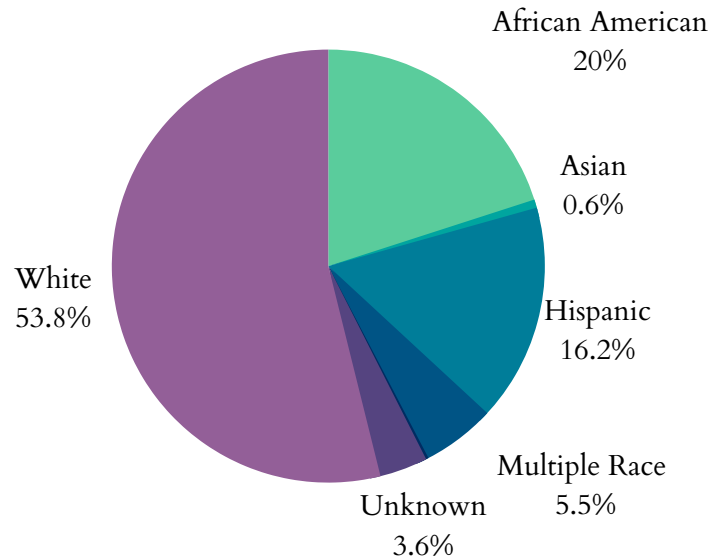
In 2020, Pennsylvania had 34,607 total referrals for child abuse and neglect. Of those, 34,607 were screened in for response by CPS.

There were 4,683 child victims of abuse or neglect in Pennsylvania in 2021, at a rate of 1.8 children per 1,000. This translates to a 1.3% increase since 2017.

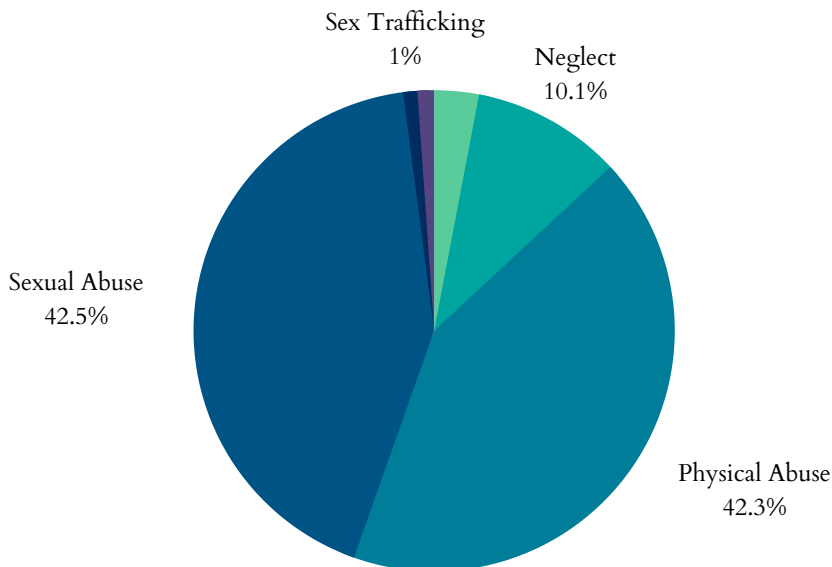
Of the 4,683 children, 4,439 were first-time victims.

The largest age group of victims was children under one, representing 383 of the 4,683 cases.

Child Victims by Race or Ethnicity, 2021



Types of Maltreatment Victims, 2021



- 56% of child maltreatment perpetrators in 2020 were parents of the child.
- 44% were non-parents or had an unknown relationship.
- 61% of Pennsylvania's child victims in 2020 were female while 39% were male.

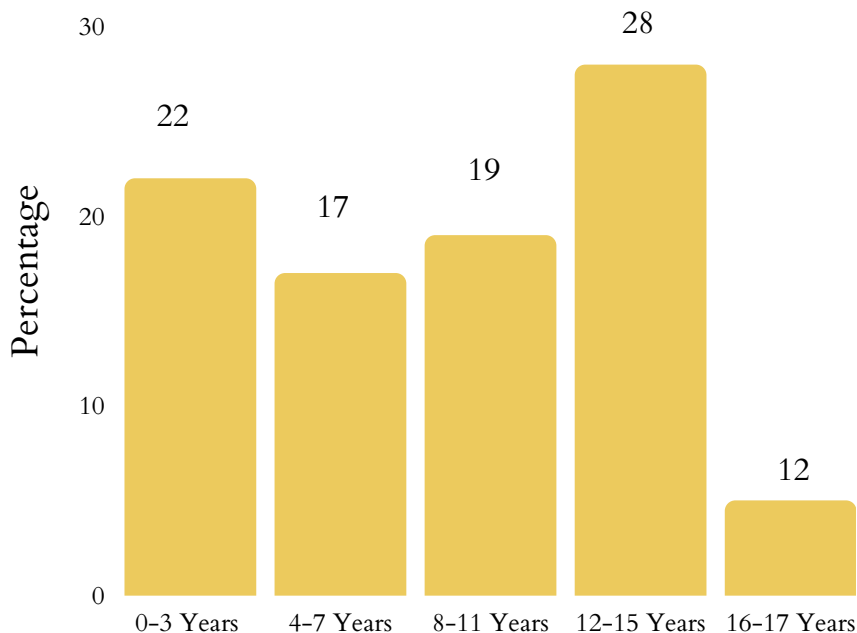
Plans for Safe Care

- In 2021, Pennsylvania did not report infants screened with prenatal substance abuse exposure.
- Pennsylvania did not report a number of plans of safe care for screened-in infants.



Pennsylvania's Children

Age Distribution of Maltreatment Victims, 2020



- Child fatalities have decreased from 67 in 2020 to 65 in 2021.
- Pennsylvania reported 47 total child victims of sex trafficking.
- 1,138 victims received post-response services while 1,928 non-victims received post-response services as well.

FAMILY FIRST IMPLEMENTATION

- Pennsylvania has submitted but not approved a Family First Prevention plan.

Foster Care and Adoptions

- 21,467 total children were served by the foster care system in Pennsylvania in FY 2021.
- 13,664 were in care on the day of September 30th, 2021.
- 7,499 children entered care during the 2021 FY while 7,804 exited during the same year.
- 2,214 of Pennsylvania's children were adopted while 3,057 were waiting to be adopted.

There was a 4.8% decrease in the number of children in care between 2020 and 2021. Adoptions from the system increased by 6.1% from 2020.

921 children in Pennsylvania aged out and exited foster care in 2020. This is a decrease from 1,085 in 2019 and represents a 15.1% decrease.

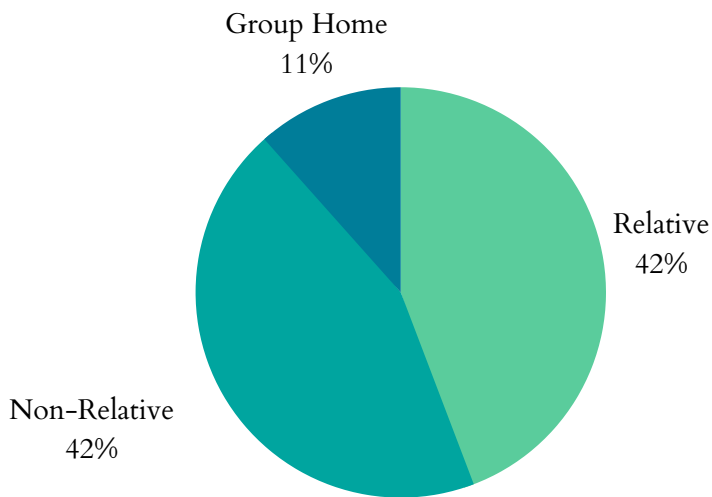
- Children in foster care in 2020 spent an average length of 21.1 months in care.
- The average length of stay in Pennsylvania for children waiting to be adopted from foster care is 36 months.
- The average age of children waiting to be adopted in 2020 was 7.7 years old.
- The average age of adopted children was 6 years old.

15.1%

The decrease since 2019 in children aging out of foster care.

Pennsylvania's Children

Where are Children in Foster Care Staying? 2020



Data from 2020 shows that 5,958 children in foster care within Pennsylvania were living with non-relatives while 5,974 stayed with a relative.

1,631 children were staying in group homes or institutions while 213 children were classified as runaways.

3% of households in Pennsylvania in 2020 had a grandparent living with a grandchild.

The average length of time a child in care spent living with their current relative foster family was 14.9 months.

Child Poverty

Pennsylvania had 765,000 children in 2021 who lived with parents who lacked secure employment, representing 29% of all children.

25% of Pennsylvania's children lived in households with a high housing cost burden.

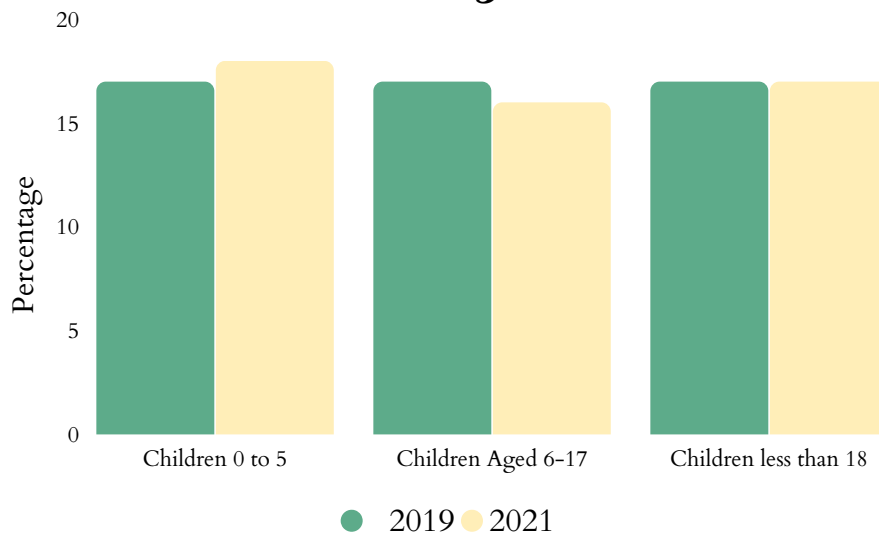
The average number of TANF recipients rose from 64,727 in 2021 to 70,470 in 2022. This represents a 8.9% increase.

Pennsylvania spent \$34,420,194 on WIC in 2022, serving 158,228 people. This represents a 5.8% decrease in total participants and a 2.6% increase in spending.

1,136,400 people in Pennsylvania were food insecure in 2020, including 347,720 children who struggled with hunger.

33.9% of households receiving SNAP benefits in Pennsylvania in 2019 had children.

Child Poverty Over Time



Pennsylvania's Children

Health

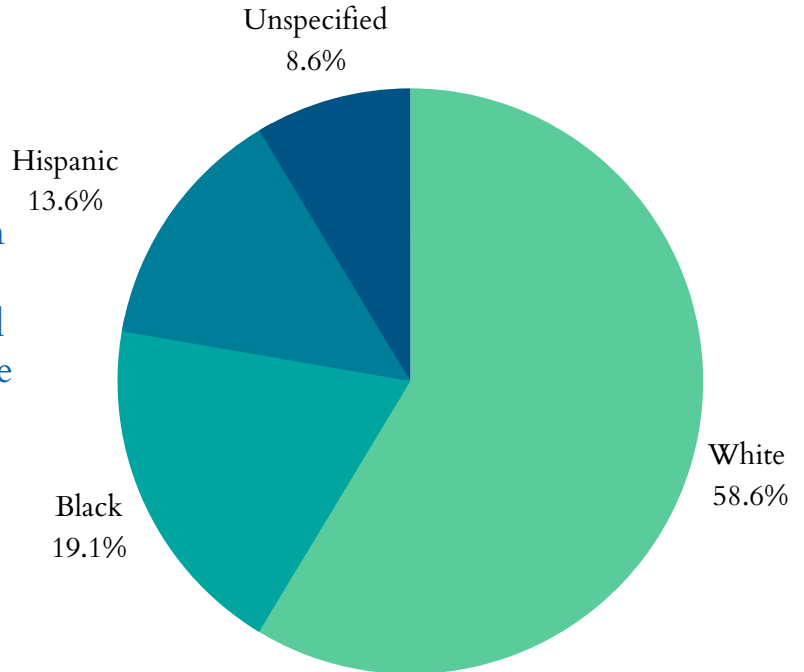
Pennsylvania had 10,802 low birth-weight babies born in 2020, which is constituted as babies weighing less than 5.5 pounds. This translates to 8.3% of infants born in Pennsylvania in 2020.

Pennsylvania had a total of 12,486 preterm births in 2020, meaning less than 37 completed weeks of gestation. 8.53% of all White babies were born prematurely while 13.95% of Black babies arrived prematurely in 2020. The total premature birth rate was 9.57%.

There were 6,404 births to mothers aged 15-19 in Pennsylvania in 2020, representing a rate of 18 in every 1,000 teen girls.

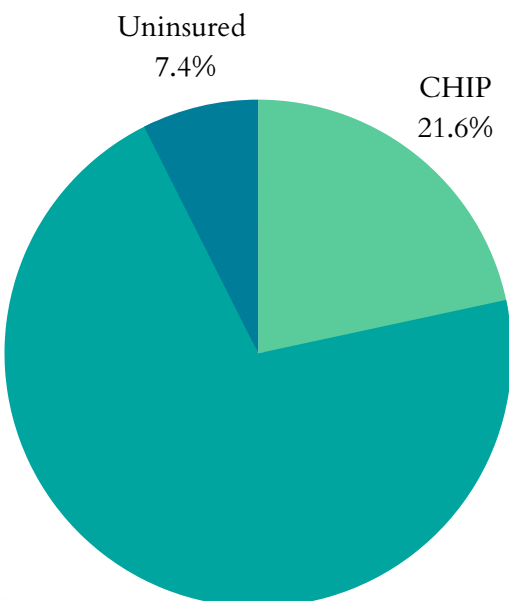
726 infants under 1 died in Pennsylvania in 2020, representing an infant mortality rate of 5.6 per 1,000.

Percentage of All Preterm Births by Race or Ethnicity, 2020



Public Health Insurance

Coverage for Children, 2019



126,000 of Pennsylvania's children had no health insurance in 2021. This represents a 1.5% decrease from 2020.

1,237,634 children in Pennsylvania were enrolled in Medicaid in 2020. There was a 1.2% increase from 2019.

357,620 children in Pennsylvania were in the state Children Health Insurance Program (CHIP) in 2020. This represents a 4% decrease from 2019.

Pennsylvania is a Medicaid expansion state as of January 2015.

Pennsylvania's Children

Juvenile Justice

- There were 8,153 total arrests for children under 18 in 2019.
- 1,866 of these arrests were for Disorderly Conduct.
- 1,161 arrests were made for Property Crimes.
- 685 were arrested under the charge of Drug Abuse Violations.
- 1,566 children lived in juvenile correction facilities in Pennsylvania in 2019. This number has decreased from 1,791 kids in 2017, representing a 12.6% decrease.

12.6%

The decrease since 2017 of children living in juvenile correction facilities.

Teens & Youth

- 41,000 (6%) of Pennsylvania's youth, ages 16-19, were not in school nor working in 2021.
- In 2020, there were 17 reports of children in Pennsylvania aged 10-14 committing suicide, however, there were 180 reports of suicide among children and young adults aged 15-24.
- 169 children under age 19 were killed by a firearm in Pennsylvania in 2020.

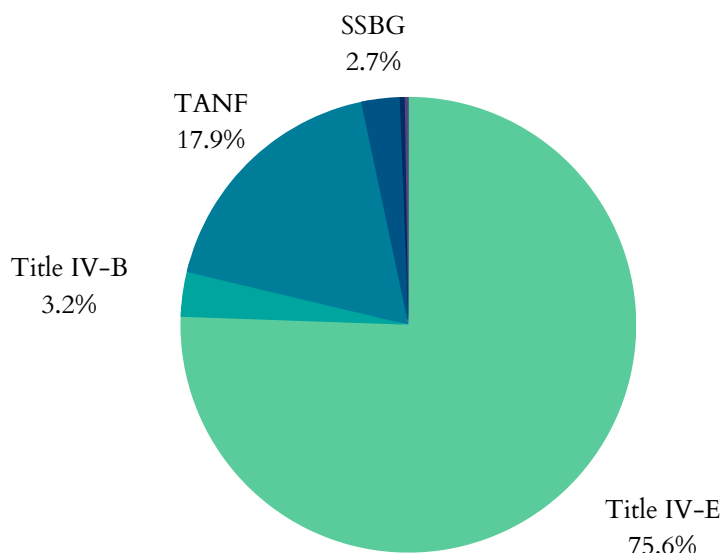
Funding for Child Welfare Services

- Pennsylvania spent \$1,904,832,232 on child welfare services in 2018. Child welfare services are all of the direct and administrative services that state agencies provide to children and families.
- \$441,254,876 were allocated from the federal government and \$1,441,260,588 came from state and local funds.

The significant funding sectors of the \$441,254,876 in federal funding received in Pennsylvania in 2018:

- \$112,232,165 as part of the Title IV-E Total Foster Care Program.
- \$111,033,471 as part of the Title IV-E Adoption Assistance Program.
- Pennsylvania's sum of expenditures for Social Service Block Grants in 2020 \$92,501,113.

Federal Funding Sources, 2018



Pennsylvania's Children

PENNSYLVANIA STATE FACT SHEET




<https://www.cwla.org/wp-content/uploads/2023/04/Pennsylvanias-Children.pdf>

NATIONAL AND STATE FACT SHEETS



<https://www.cwla.org/our-work/advocacy/national-and-state-fact-sheets/>

CWLA



www.cwla.org/