

# Oregon's Children

## Child Maltreatment

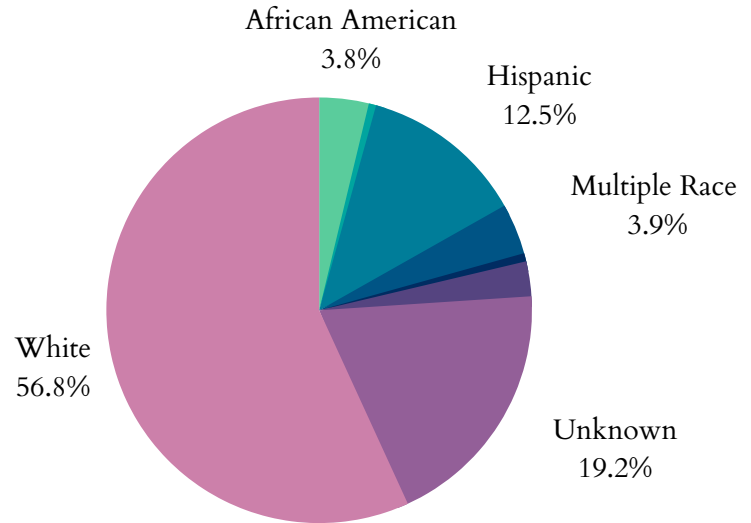
In 2021, Oregon had 67,391 total referrals for child abuse and neglect. Of those, 32,061 were screened in for response by CPS.

There were 10,573 child victims of abuse or neglect in Oregon in 2021, at a rate of 12.3 children per 1,000. This translates to a 4% decrease since 2017.

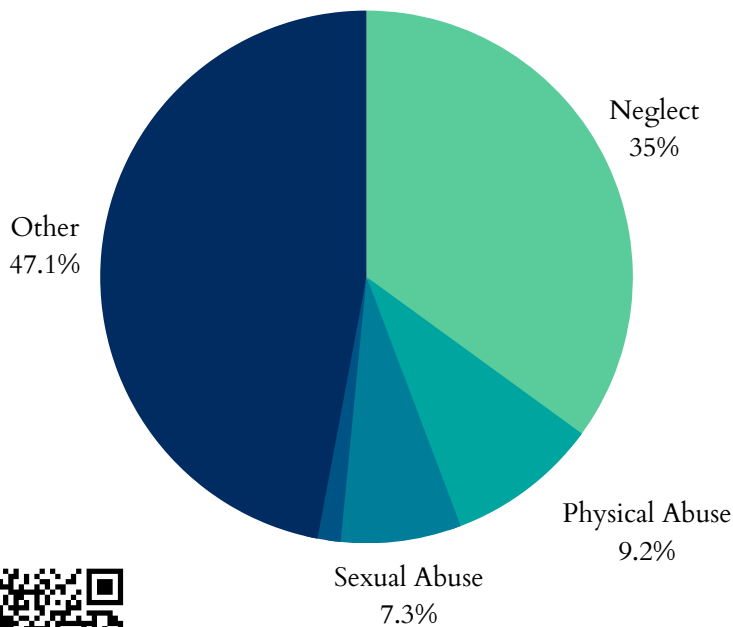
Of the 10,573 children, 6,809 were first-time victims.

The largest age group of victims was children under one, representing 1,150 of the 10,573 cases.

## Child Victims by Race or Ethnicity, 2021



## Types of Maltreatment Victims, 2021



- 72% of child maltreatment perpetrators in 2020 were parents of the child.
- 28% were non-parents or had an unknown relationship.
- 51% of Oregon's child victims in 2020 were female while 49% were male.

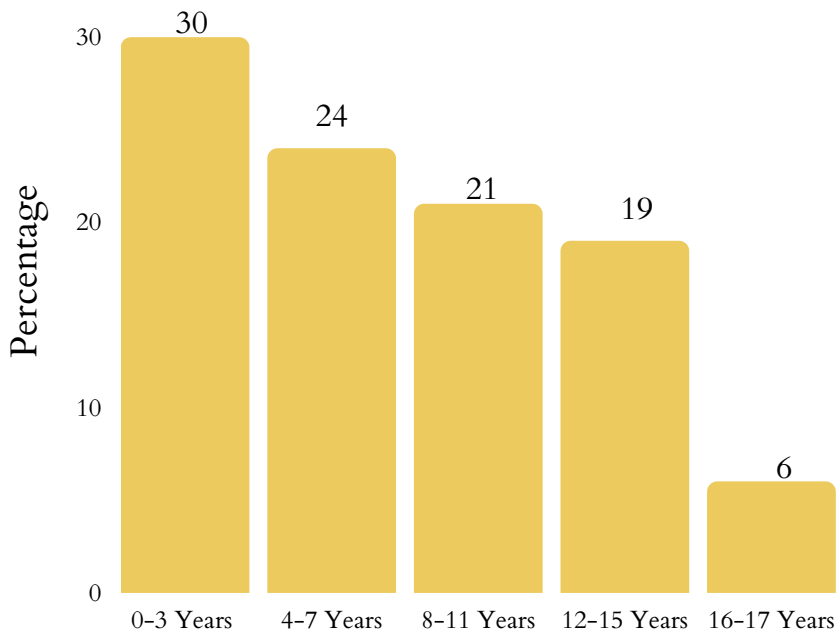
### Plans for Safe Care

- In 2021, Oregon reported 20 infants screened with prenatal substance abuse exposure.
- Oregon did not report a number of plans of safe care for screened-in infants.



# Oregon's Children

## Age Distribution of Maltreatment Victims, 2020



- Child fatalities have increased from 17 in 2020 to 18 in 2021.
- Oregon did not report child victims of sex trafficking.
- 3,210 victims received post-response services while 1,918 non-victims received post-response services as well.

### FAMILY FIRST IMPLEMENTATION

- Oregon's Family First plan was approved by the administration in April 2021.
- Oregon's Family First Plan.

## Foster Care and Adoptions

- 8,281 total children were served by the foster care system in Oregon in FY 2021.
- 5,269 were in care on the day of September 30th, 2021.
- 2,413 children entered care during the 2021 FY while 3,012 exited during the same year.
- 696 of Oregon's children were adopted while 1,129 were waiting to be adopted.

There was a 12.6% decrease in the number of children in care between 2020 and 2021. Adoptions from the system decreased by 20.6% from 2020 to 2021.

276 children in Oregon aged out and exited foster care in 2020. This is a decrease from 293 in 2019 and represents a 5.8% decrease.

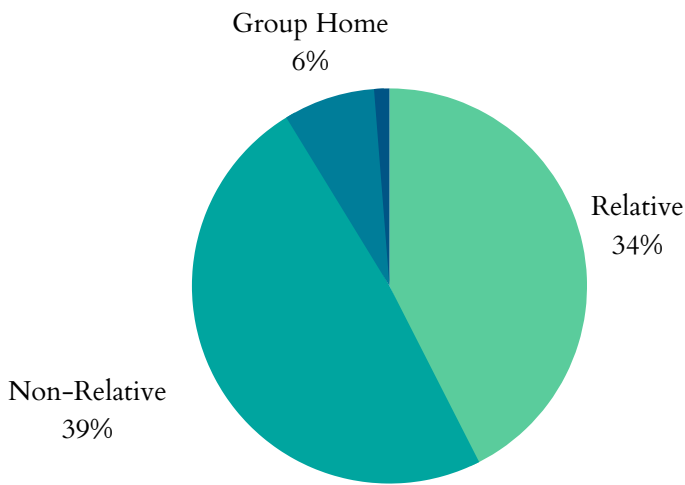
- Children in foster care in 2020 spent an average length of 24.2 months in care.
- The average length of stay in Oregon for children waiting to be adopted from foster care is 42.1 months.
- The average age of children waiting to be adopted in 2020 was 7.9 years old.
- The average age of adopted children was 5.8 years old.

**6%**

The decrease since 2019 in children aging out of foster care.

# Oregon's Children

## Where are Children in Foster Care Staying? 2020



Data from 2020 shows that 2,349 children in foster care within Oregon were living with non-relatives while 2,038 stayed with a relative.

335 children were staying in group homes or institutions while 69 children were classified as runaways.

3% of households in Oregon in 2020 had a grandparent living with a grandchild.

The average length of time a child in care spent living with their current relative foster family was 12.2 months.

## Child Poverty

Oregon had 265,000 children in 2021 who lived with parents who lacked secure employment, representing 31% of all children.

31% of Oregon's children lived in households with a high housing cost burden in 2021.

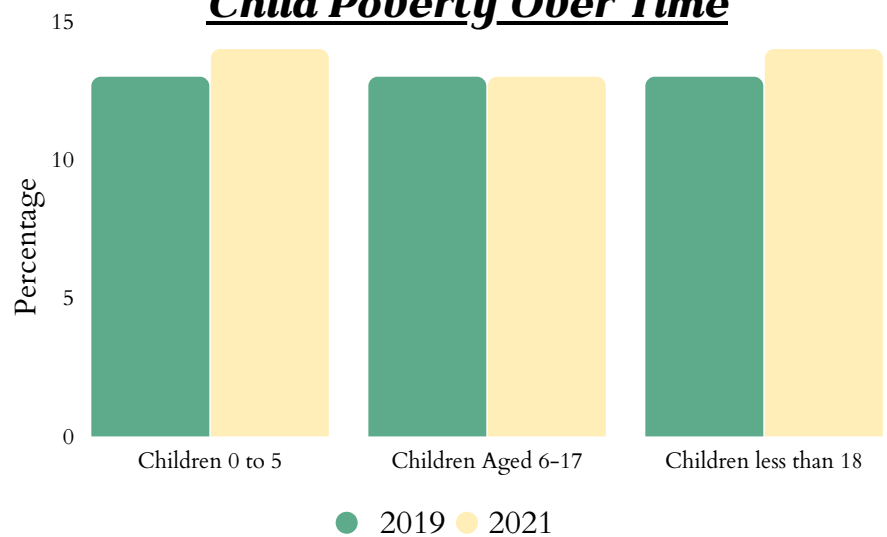
The average number of TANF recipients rose from 31,924 in 2021 to 39,700 in 2022. This represents a 24.4% increase.

Oregon spent \$28,137,315 on WIC in 2022, serving 74,184 people. This represents a 2.1% decrease in total participants and a 10.4% increase in spending.

407,840 people in Oregon were food insecure in 2020, including 114,460 children who struggled with hunger.

28.2% of households receiving SNAP benefits in Oregon in 2019 had children.

## Child Poverty Over Time



# Oregon's Children

## Health

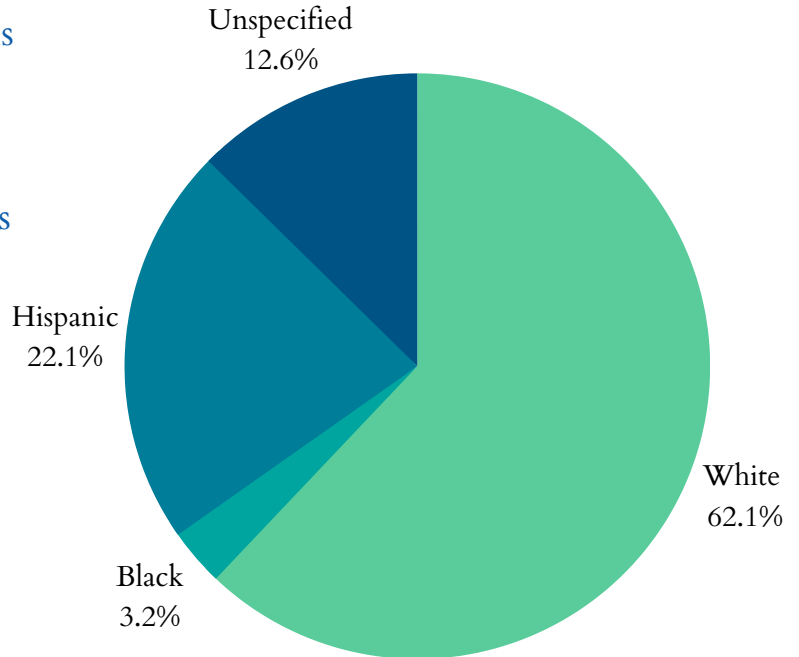
Oregon had 2,600 low birth-weight babies born in 2020, which is constituted as babies weighing less than 5.5 pounds. This translates to 6.5% of infants born in Oregon in 2020.

Oregon had a total of 3,259 preterm births in 2020, meaning less than 37 completed weeks of gestation. 7.71% of all White babies were born prematurely while 10.59% of Black babies arrived prematurely in 2020. The total premature birth rate was 8.19%.

There were 1,210 births to mothers aged 15-19 in Oregon in 2020, representing a rate of 10 in every 1,000 teen girls.

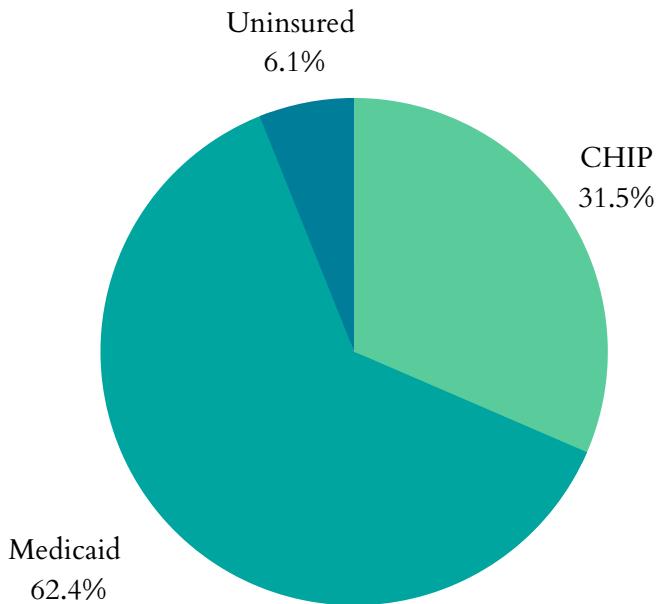
169 infants under 1 died in Oregon in 2020, representing an infant mortality rate of 4.2 per 1,000.

### ***Percentage of All Preterm Births by Race or Ethnicity, 2020***



### ***Public Health Insurance***

#### ***Coverage for Children, 2019***



31,000 of Oregon's children had no health insurance in 2021. This represents a 18.4% decrease from 2019.

378,487 children in Oregon were enrolled in Medicaid in 2020. There was a 3.1% decrease from 2019.

187,285 children in Oregon were in the state Children Health Insurance Program (CHIP) in 2020. This represents a 4.9% decrease from 2019.

Oregon implemented Medicaid expansion in January 2014.

# Oregon's Children

## Juvenile Justice

- There were 8,031 total arrests for children under 18 in 2019.
- 591 of these arrests were for Disorderly Conduct.
- 1,614 arrests were made for Property Crimes.
- 1,312 were arrested under the charge of Drug Abuse Violations.
- 651 children lived in juvenile correction facilities in Oregon in 2019. This number has decreased from 909 in 2017, representing a 28.4% decrease.

28.4%

The decrease since 2017 of children living in juvenile correction facilities.

## Teens & Youth

- 14,000(7%) of Oregon's youth, ages 16-19, were not in school nor working in 2021.
- In 2020, Oregon did not report suicides among children aged 10-14, however, there were 94 reports of suicide among children aged 15-24.
- 39 children under age 19 were killed by a firearm in Oregon in 2020.

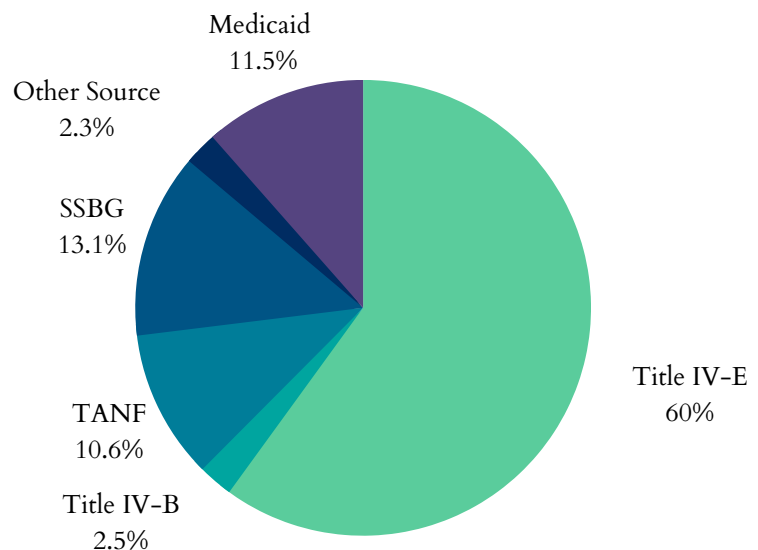
## Funding for Child Welfare Services

- Oregon spent \$552,141,653 on child welfare services in 2018. Child welfare services are all of the direct and administrative services that state agencies provide to children and families.
- \$262,664,024 were allocated from the federal government and \$282,961,714.00 came from state and local funds.

The significant funding sectors of the \$262,664,024 in federal funding received in Oregon in 2018:

- \$67,362,521 as part of the Title IV-E Total Foster Care Program.
- \$39,002,284 as part of the Title IV-E Adoption Assistance Program.
- Oregon's sum of expenditures for Social Service Block Grants in 2020 \$21,047,616.

### Federal Funding Sources, 2018



# Oregon's Children

## **OREGON STATE FACT SHEET**

<https://www.cwla.org/wp-content/uploads/2023/04/Oregons-Children.pdf>



## **NATIONAL AND STATE FACT SHEETS**

<https://www.cwla.org/our-work/advocacy/national-and-state-fact-sheets/>



## **CWLA**

[www.cwla.org/](http://www.cwla.org/)

