

# Oklahoma's Children

## Child Maltreatment

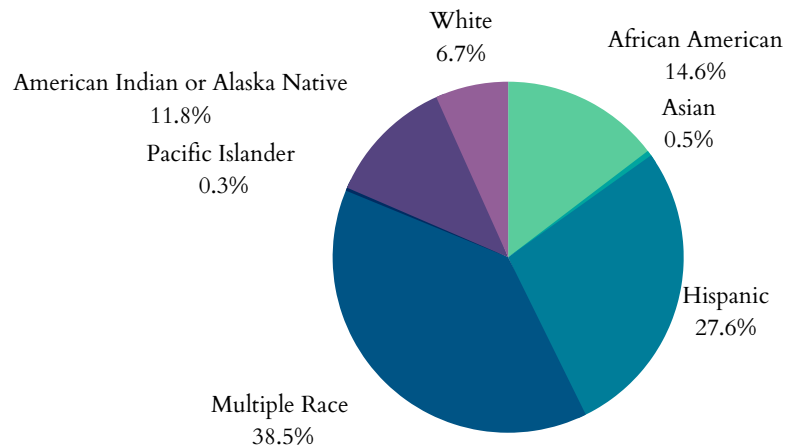
In 2021, Oklahoma had 78,183 total referrals for child abuse and neglect. Of those, 36,005 were screened in for response by CPS.

There were 13,719 child victims of abuse or neglect in Oklahoma in 2021, at a rate of 14.3 children per 1,000. This translates to a 5.1% decrease since 2017.

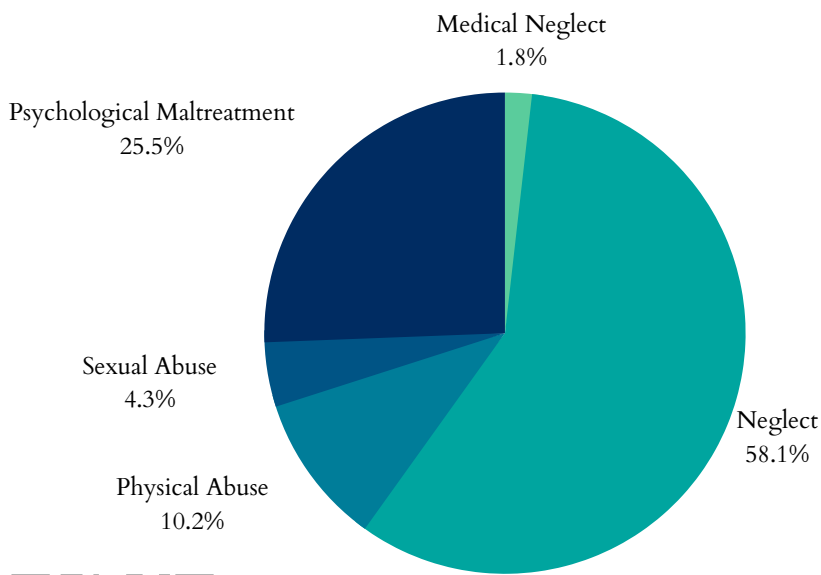
Of the 13,179 children, 10,755 were first-time victims.

The largest age group of victims was children under one, representing 2,347 of the 13,179 cases.

## Child Victims by Race or Ethnicity, 2021



## Types of Maltreatment Victims, 2021



- 80% of child maltreatment perpetrators in 2020 were parents of the child.
- 20% were non-parents or had an unknown relationship.
- 51% of Oklahoma's child victims in 2020 were female while 49% were male.

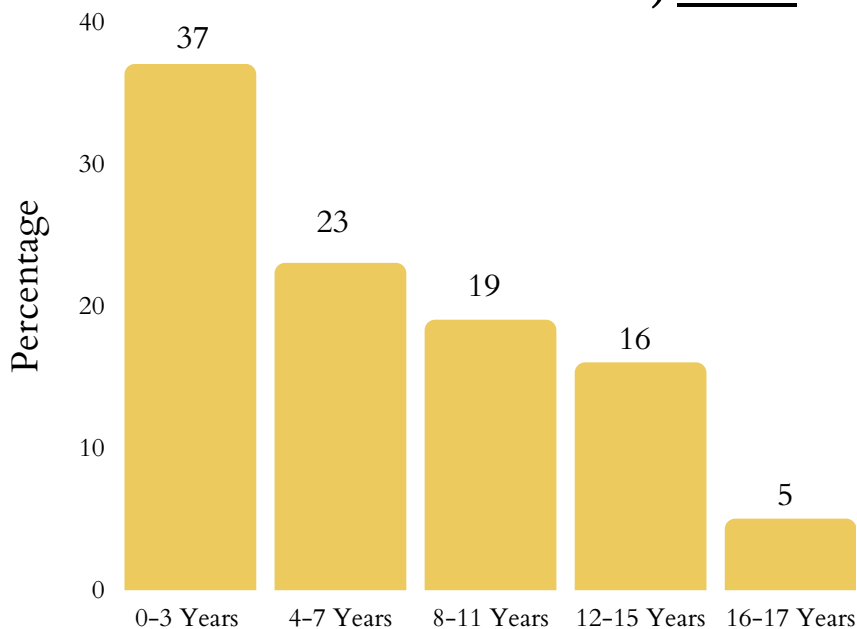
## Plans for Safe Care

- In 2021, Oklahoma reported 2,526 infants screened with prenatal substance abuse exposure.
- Oklahoma reported 187 plans of safe care for screened-in infants.



# Oklahoma's Children

## Age Distribution of Maltreatment Victims, 2020



- Child fatalities have decreased from 42 in 2020 to 15 in 2021.
- Oklahoma reported 11 total child victims of sex trafficking.
- 12,733 victims received post-response services while 34,352 non-victims received post-response services as well.

### FAMILY FIRST IMPLEMENTATION

- Oklahoma's Family First plan was approved by the administration in September 2021.
- Oklahoma's Family First Plan.

## Foster Care and Adoptions

- 11,496 total children were served by the foster care system in Oklahoma in FY 2021.
- 7,468 were in care on the day of September 30th, 2021.
- 3,461 children entered care during the 2021 FY while 4,028 exited during the same year.
- 1,494 of Oklahoma's children were adopted while 3,706 were waiting to be adopted.

There was a 7.3% decrease in the number of children in care between 2020 and 2021. Adoptions from the system decreased by 20.6% from 2020.

165 children in Oklahoma aged out and exited foster care in 2020. This is a decrease from 171 in 2019 and represents a 3.5% decrease.

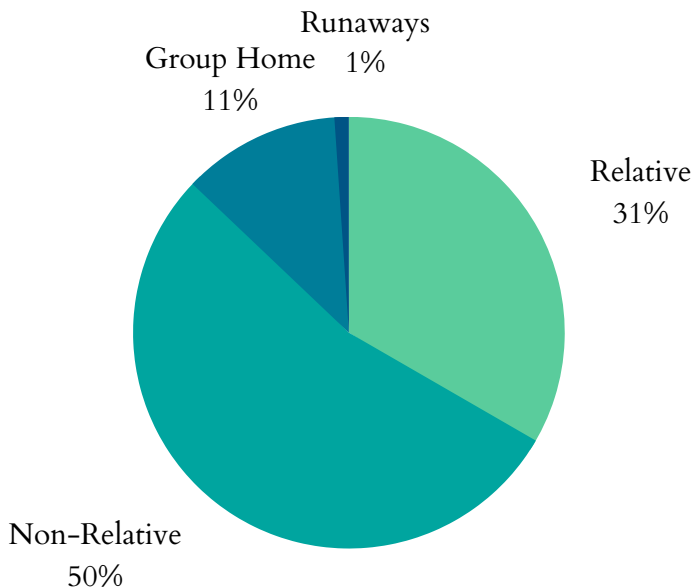
- Children in foster care in 2020 spent an average length of 18.5 months in care.
- The average length of stay in Oklahoma for children waiting to be adopted from foster care is 27.2 months.
- The average age of children waiting to be adopted in 2020 was 6.8 years old.
- The average age of adopted children was 6.1 years old.

**3.5%**

The decrease since 2019 in children aging out of foster care.

# Oklahoma's Children

## Where are Children in Foster Care Staying? 2020



Data from 2020 shows that 2,524 children in foster care within Oklahoma were living with non-relatives while 3,989 stayed with a relative.

485 children were staying in group homes or institutions while 59 children were classified as runaways.

4% of households in Oklahoma in 2020 had a grandparent living with a grandchild.

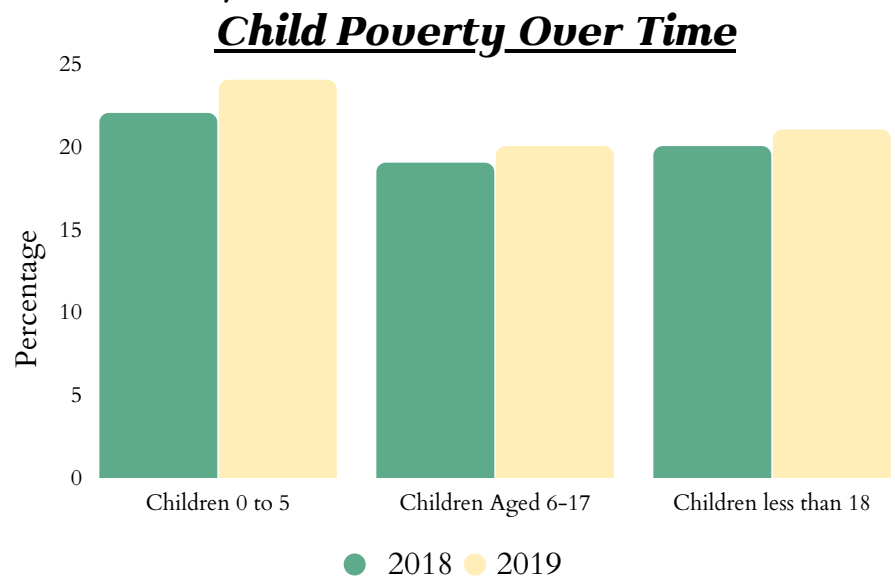
The average length of time a child in care spent living with their current relative foster family was 10.6 months.

## Child Poverty

Oklahoma had 287,000 children in 2021 who lived with parents who lacked secure employment, representing 30% of all children.

25% of Oklahoma's children lived in households with a high housing cost burden in 2021.

The average number of TANF recipients fell from 11,240 in 2021 to 8,168 in 2022. This represents a 27% decrease.



Oklahoma spent \$32,040,093 on WIC in 2022, serving 90,137 people. This represents a 1.7% increase in total participants and a 16.27% decrease in spending.

514,990 people in Oklahoma were food insecure in 2020, including 183,720 children who struggled with hunger.

45.2% of households receiving SNAP benefits in Oklahoma in 2019 had children.

# Oklahoma's Children

## Health

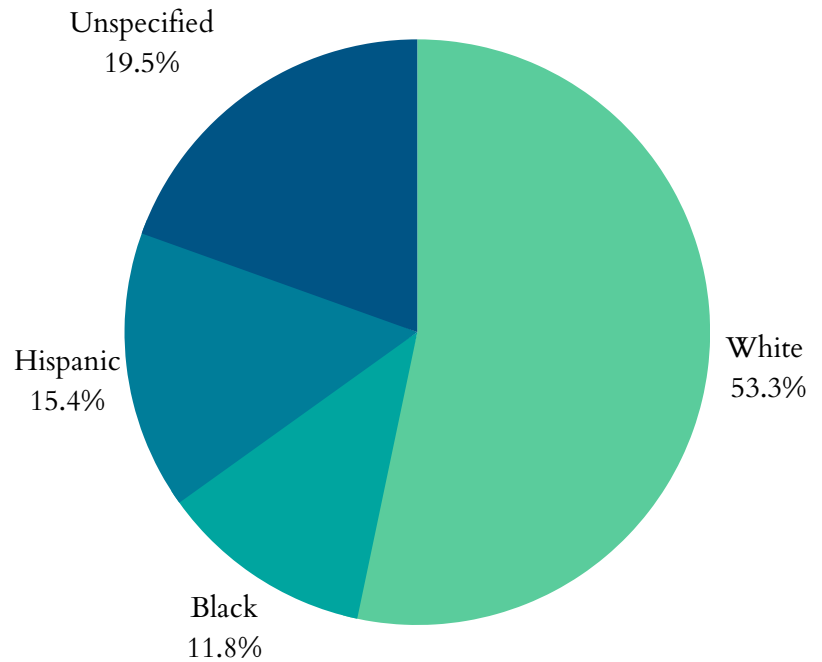
Oklahoma had 3,972 low birth-weight babies born in 2020, which is constituted as babies weighing less than 5.5 pounds. This translates to 8.4% of infants born in Oklahoma in 2020.

Oklahoma had a total of 5,316 preterm births in 2020, meaning less than 37 completed weeks of gestation. 10.79% of all White babies were born prematurely while 15.94% of Black babies arrived prematurely in 2020. The total premature birth rate was 11.17%.

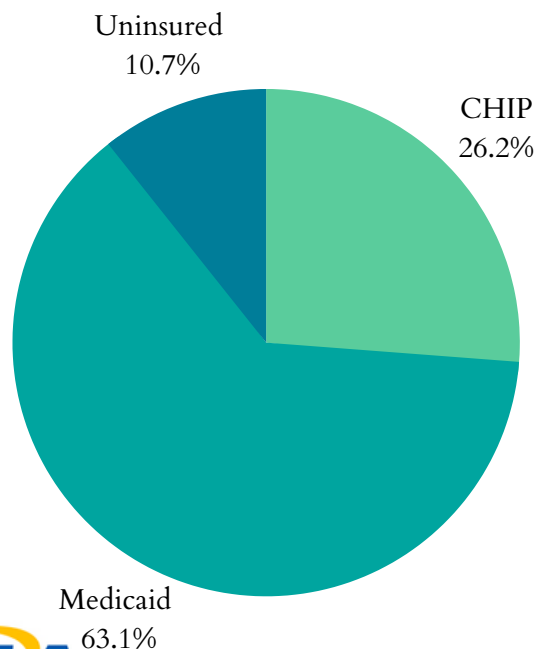
There were 3,218 births to mothers aged 15-19 reported in Oklahoma in 2020 at a rate of 25 births for every 1,000 teen girls.

279 infants under 1 died in Oklahoma in 2020, representing an infant mortality rate of 5.9 per 1,000.

### ***Percentage of All Preterm Births by Race or Ethnicity, 2020***



### ***Public Health Insurance Coverage for Children, 2019***



75,000 of Oklahoma's children had no health insurance in 2021. This represents a 12.9% decrease from 2019.

504,439 children in Oklahoma were enrolled in Medicaid in 2020. There was a 0.6% decrease from 2019.

219,541 children in Oklahoma were in the state Children Health Insurance Program (CHIP) in 2020. This represents a 4.1% increase from 2019.

Oklahoma is a Medicaid expansion state as of July 2021.

# Oklahoma's Children

## Juvenile Justice

- There were 7,195 total arrests for children under 18 in 2019.
- 552 of these arrests were for Disorderly Conduct.
- 1,513 arrests were made for Property Crimes.
- 1,022 were arrested under the charge of Drug Abuse Violations.
- 345 children lived in juvenile correction facilities in Oklahoma in 2019. This number has decreased from 426 in 2017, representing a 19% decrease.

19%

The decrease since 2017 of children living in juvenile correction facilities.

## Teens & Youth

- 21,000 (9%) of Oklahoma's youth, ages 16-19, were not in school nor working in 2021.
- In 2020, there were 18 reports of children in Oklahoma aged 10-14 committing suicide, and there were 130 reports of suicide among children and young adults aged 15-24.
- 73 children under age 19 were killed by a firearm in Oklahoma in 2020.

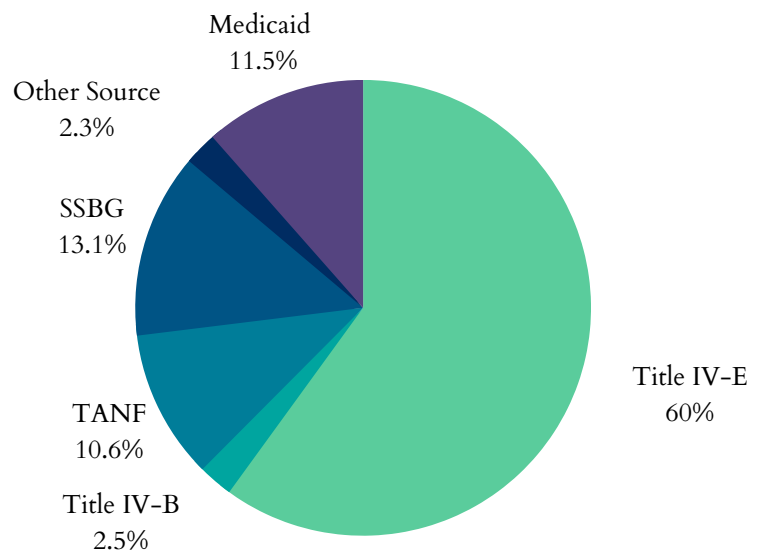
## Funding for Child Welfare Services

- Oklahoma spent \$480,226,117 on child welfare services in 2018. Child welfare services are all of the direct and administrative services that state agencies provide to children and families.
- \$222,224,594 were allocated from the federal government and \$253,389,367 came from state and local funds.

The significant funding sectors of the \$222,224,594 in federal funding received in Oklahoma in 2018:

- \$9,977,807 as part of the Title IV-E Total Foster Care Program.
- \$67,510,922 as part of the Title IV-E Adoption Assistance Program.
- Oklahoma's sum of expenditures for Social Service Block Grants in 2020 \$32,998,531.

### Federal Funding Sources, 2018



# Oklahoma's Children

## **OKLAHOMA STATE FACT SHEET**

<https://www.cwla.org/wp-content/uploads/2023/04/Oklahomas-Children.pdf>



## **NATIONAL AND STATE FACT SHEETS**

<https://www.cwla.org/our-work/advocacy/national-and-state-fact-sheets/>



## **CWLA**

[www.cwla.org/](http://www.cwla.org/)

