

# Ohio's Children

## Child Maltreatment

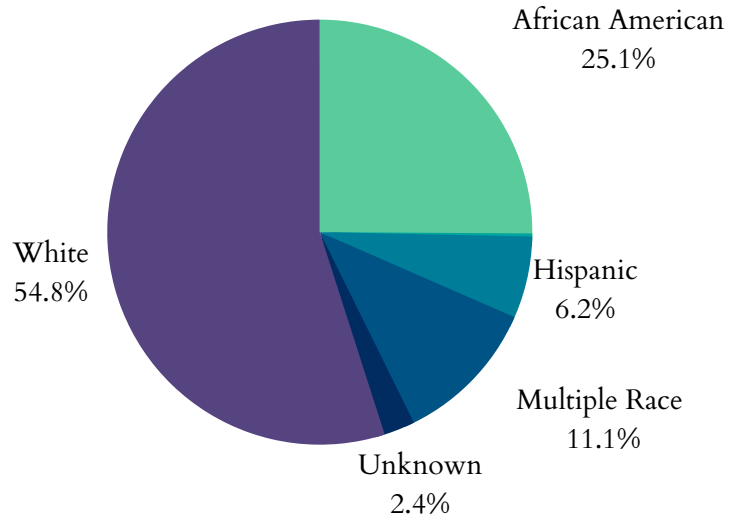
In 2021, Ohio had 187,134 total referrals for child abuse and neglect. Of those, 81,355 were screened in for response by CPS.

There were 24,267 child victims of abuse or neglect in Ohio in 2021, at a rate of 9.3 children per 1,000. This translates to a 2.5% decrease since 2017.

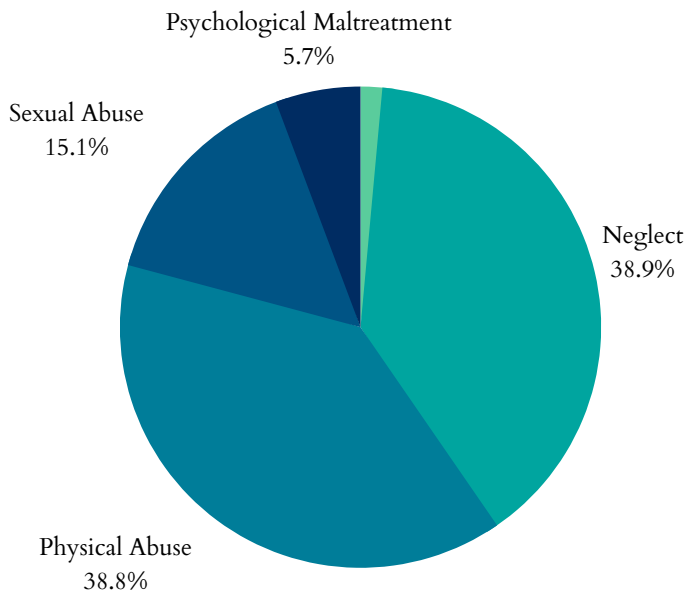
Of the 24,267 children, 17,708 were first-time victims.

The largest age group of victims was children under one, representing 3,901 of the 24,267 cases.

## Child Victims by Race or Ethnicity, 2021



## Types of Maltreatment Victims, 2021



- 63% of child maltreatment perpetrators in 2020 were parents of the child.
- 37% were non-parents or had an unknown relationship.
- 53% of Ohio's child victims in 2020 were female while 46% were male, and 1% were not reported or unknown.

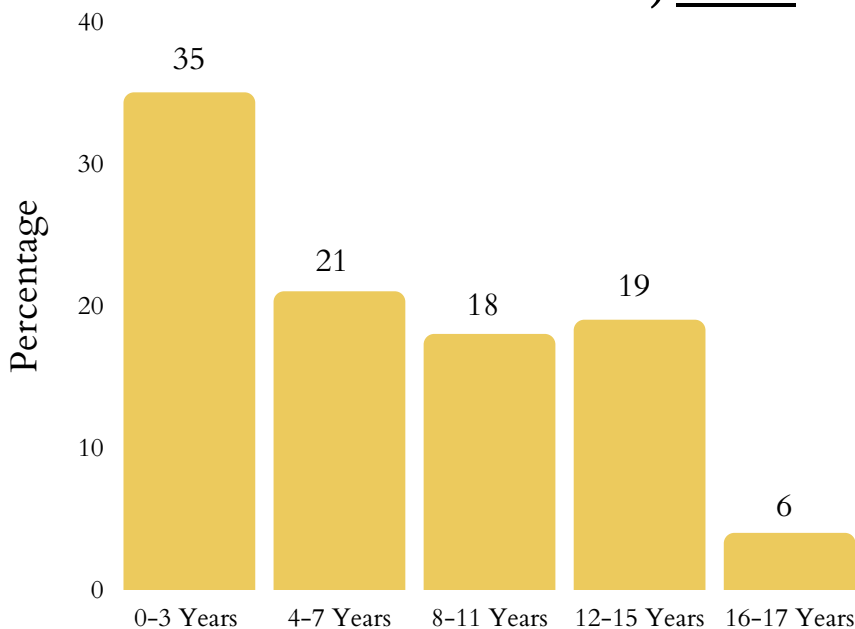
## Plans for Safe Care

- In 2021, Ohio reported 6,297 infants screened with prenatal substance abuse exposure.
- Ohio 5,542 plans of safe care for screened-in infants.



# Ohio's Children

## Age Distribution of Maltreatment Victims, 2020



- Child fatalities have increased from 94 in 2020 to 98 in 2021.
- Ohio reported 16 total child victims of sex trafficking.
- 17,022 victims received post-response services while 28,378 non-victims received post-response services as well.

### FAMILY FIRST IMPLEMENTATION

- Ohio's Family First plan was approved by the administration in September 2021.
- Ohio's Family First Plan

## Foster Care and Adoptions

- 25,773 total children were served by the foster care system in Ohio in FY 2021.
- 15,449 were in care on the day of September 30th, 2021.
- 10,505 children entered care during the 2021 FY while 10,324 exited during the same year.
- 1,622 of Ohio's children were adopted while 3,526 were waiting to be adopted.

**11%**

The decrease since 2019 in children aging out of foster care.

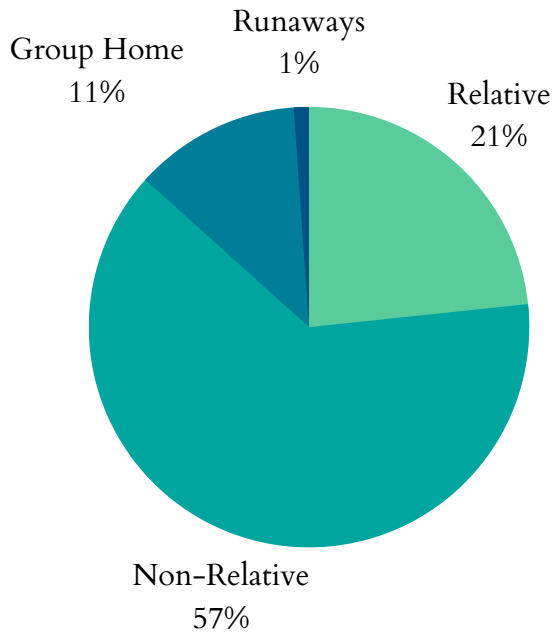
There was a 3.5% decrease in the number of children in care between 2020 and 2021. Adoptions from the system increased by 10.6% from 2020.

1,265 children in Ohio aged out and exited foster care in 2020. This is an increase from 1,127 in 2019 and represents an 11% increase.

- Children in foster care in 2020 spent an average length of 17.5 months in care.
- The average length of stay in Ohio for children waiting to be adopted from foster care is 39.2 months.
- The average age of children waiting to be adopted in 2020 was 9.1 years old.
- The average age of adopted children was 6.3 years old.

# Ohio's Children

## Where are Children in Foster Care Staying? 2020



Data from 2020 shows that 9,103 children in foster care within Ohio were living with non-relatives while 3,403 stayed with a relative.

1,841 children were staying in group homes or institutions while 157 children were classified as runaways.

3% of households in Ohio in 2020 had a grandparent living with a grandchild.

The average length of time a child in care spent living with their current relative foster family was 8.1 months.

## Child Poverty

Ohio had 785,000 children in 2021 who lived with parents who lacked secure employment, representing 30% of all children.

22% of Ohio's children lived in households with a high housing cost burden.

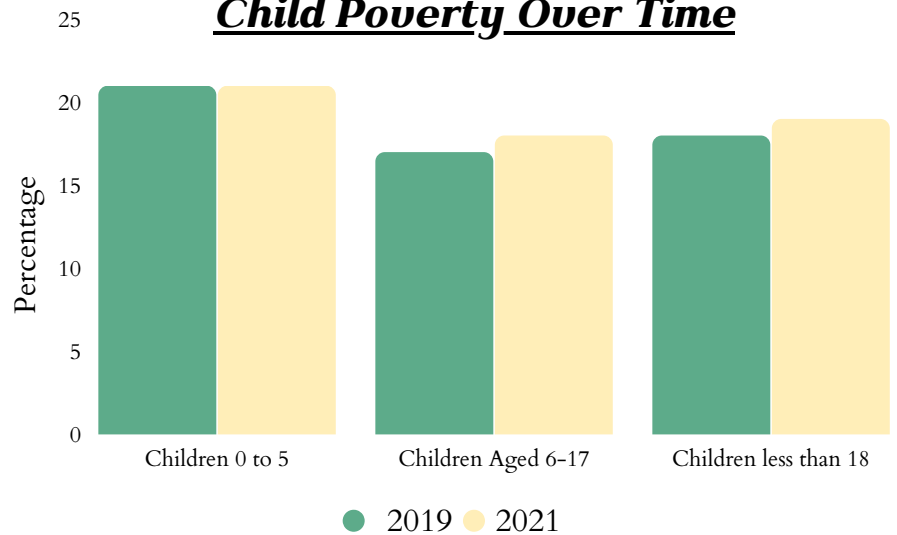
The average number of TANF recipients fell from 86,601 in 2021 to 74,703 in 2022. This represents a 13.7% decrease.

The state spent \$49,831,720 on WIC in 2022, serving 160,145 people. This represents a 2.5% decrease in total participants and a 2.3% decrease in spending.

1,351,090 people in Ohio were food insecure in 2020, including 412,670 children who struggled with hunger.

40.3% of households receiving SNAP benefits in Ohio in 2019 had children.

## Child Poverty Over Time



# Ohio's Children

## Health

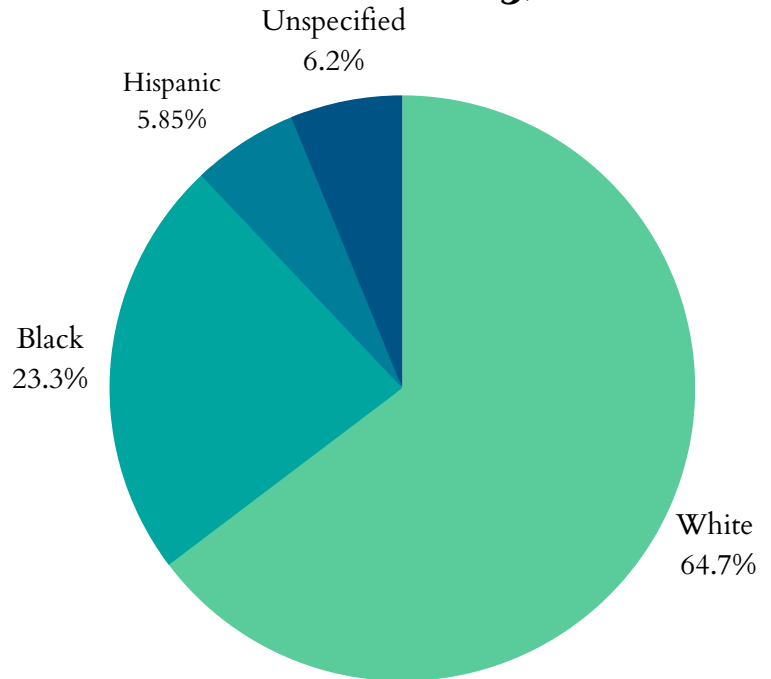
Ohio had 10,957 low birth-weight babies born in 2020, which is constituted as babies weighing less than 5.5 pounds. This translates to 8.5% of infants born in Ohio in 2020.

Ohio had a total of 13,311 preterm births in 2020, meaning less than 37 completed weeks of gestation. 9.36% of all White babies were born prematurely while 14.44% of Black babies arrived prematurely in 2020. The total premature birth rate was 10.31%.

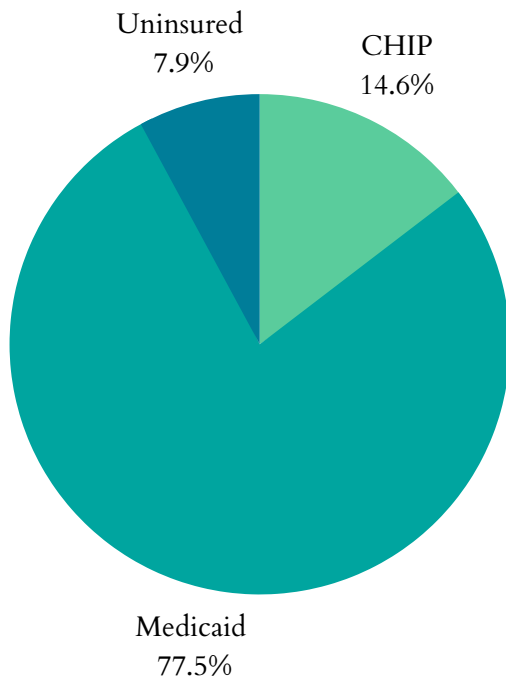
There were 6,404 births to mothers aged 15-19 reported in Ohio in 2020, representing a rate of 18 in every 1,000 teen girls.

864 infants under 1 died in Ohio in 2020, representing an infant mortality rate of 6.7 per 1,000.

### *Percentage of All Preterm Births by Race or Ethnicity, 2020*



### *Public Health Insurance Coverage for Children, 2019*



140,000 of Ohio's children had no health insurance in 2021. This represents a 6.4% increase from 2019.

1,240,667 children in Ohio were enrolled in Medicaid in 2020. There was a 3.7% decrease from 2019.

211,086 children in Ohio were in the state Children Health Insurance Program (CHIP) in 2020. This represents a 13% decrease from 2019.

Ohio is a Medicaid expansion state as of January 2014.

# Ohio's Children

## Juvenile Justice

- There were 20,149 total arrests for children under 18 in 2019.
- 1,676 of these arrests were for Disorderly Conduct.
- 3,287 arrests were made for Property Crimes.
- 1,362 were arrested under the charge of Drug Abuse Violations.
- 1,746 children lived in juvenile correction facilities in Ohio in 2019. This number has decreased from 2,079 kids in 2017, representing a 16% decrease.

16%

The decrease since 2017 of children living in juvenile correction facilities.

## Teens & Youth

- 39,000 (6%) of Ohio's youth, ages 16-19, were not in school nor working in 2021.
- In 2020, there were 26 reports of children in Ohio aged 10-14 committing suicide, however, there were 221 reports of suicide among children and young adults aged 15-24.
- 186 children under age 19 were killed by a firearm in Ohio in 2020.

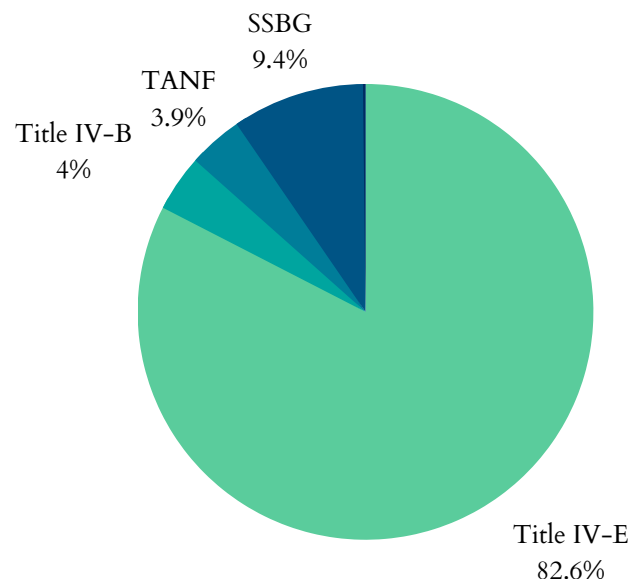
## Funding for Child Welfare Services

- Ohio spent \$1,307,935,087 on child welfare services in 2018. Child welfare services are all of the direct and administrative services that state agencies provide to children and families.
- \$507,740,217 were allocated from the federal government and \$796,407,369 came from state and local funds.

The significant funding sectors of the \$507,740,217 in federal funding received in Ohio in 2018:

- \$180,935,732 as part of the Title IV-E Total Foster Care Program.
- \$157,976,098 as part of the Title IV-E Adoption Assistance Program.
- Ohio's sum of expenditures for Social Service Block Grants in 2020 \$126,141,723

### Federal Funding Sources, 2018



# Ohio's Children

---

## **OHIO STATE FACT SHEET**

<https://www.cwla.org/wp-content/uploads/2023/04/Ohios-Children.pdf>



## **NATIONAL AND STATE FACT SHEETS**

<https://www.cwla.org/our-work/advocacy/national-and-state-fact-sheets/>



## **CWLA**

[www.cwla.org/](http://www.cwla.org/)

