

North Carolina's Children

Child Maltreatment

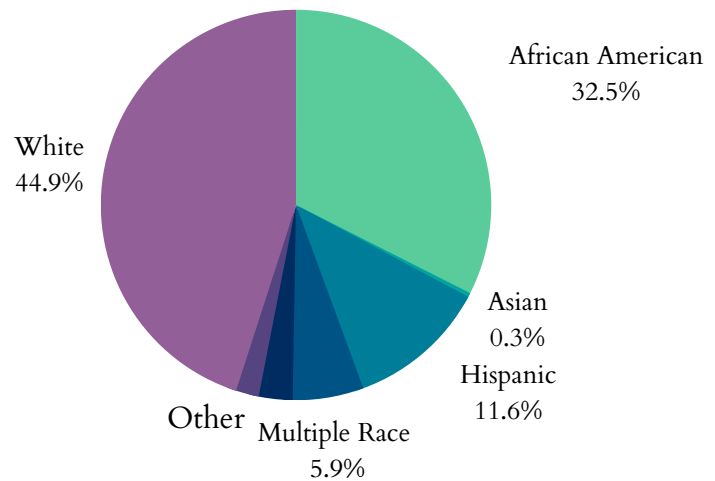
In 2021, North Carolina had 95,655 total referrals for child abuse and neglect. Of those, 53,441 were screened in for response by CPS.

There were 21,242 child victims of abuse or neglect in North Carolina in 2021, at a rate of 9.2 children per 1,000. This translates to a 187.4% increase since 2017.

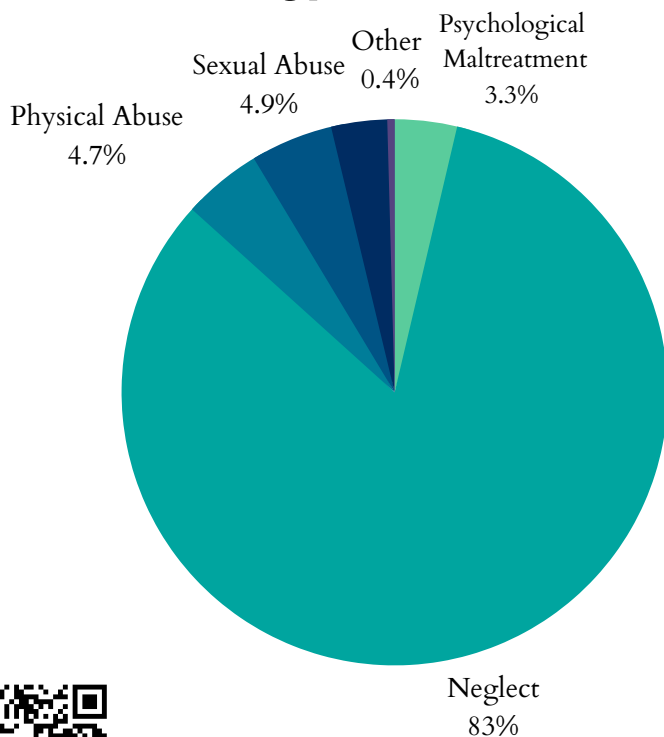
Of the 21,242 children, 13,434 were first-time victims.

The largest age group of victims was children under one, representing 2,911 of the 21,242 cases.

Child Victims by Race or Ethnicity, 2021



Types of Maltreatment Victims, 2021



- North Carolina did not report if child maltreatment perpetrators in 2020 were parents of the child.
- North Carolina did not report if perpetrators were non-parents or had an unknown relationship.
- 50% of North Carolina's child victims in 2020 were female while 50% were male.

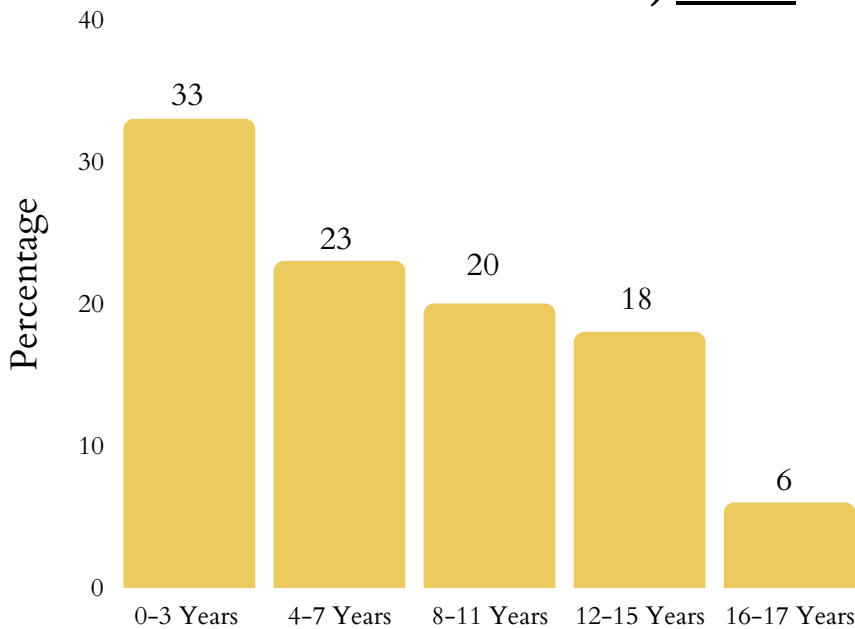
Plans for Safe Care

- In 2021, North Carolina reported 1,125 infants screened with prenatal substance abuse exposure.
- North Carolina reported 1,050 plans of safe care for screened-in infants.



North Carolina's Children

Age Distribution of Maltreatment Victims, 2020



- Child fatalities have increased from 23 in 2020 to 45 in 2021.
- North Carolina reported 1 total child victim of sex trafficking.
- 14,996 victims received post-response services while 22,234 non-victims received post-response services as well.

FAMILY FIRST IMPLEMENTATION

- North Carolina's Family First plan was approved by the administration.

Foster Care and Adoptions

- 15,247 total children were served by the foster care system in North Carolina in FY 2021.
- 10,710 were in care on the day of September 30th, 2021.
- 5,431 children entered care during the 2021 FY while 4,537 exited during the same year.
- 1,317 of North Carolina's children were adopted while 2,786 were waiting to be adopted.

3%

The increase since 2019 in children aging out of foster care.

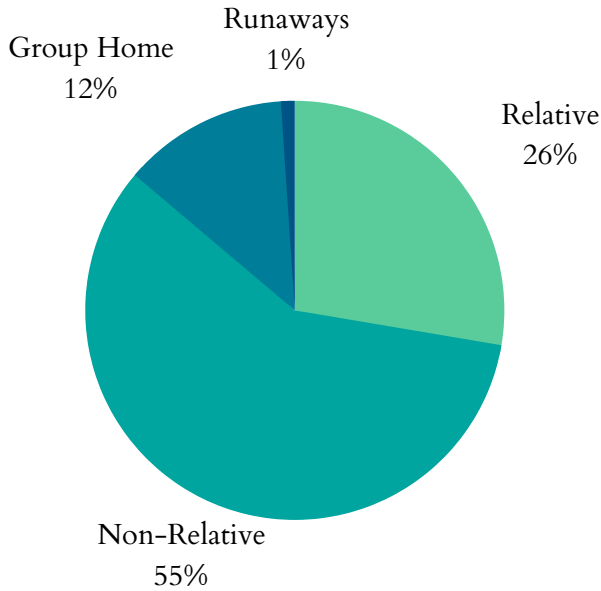
There was a 0.75% increase in the number of children in care between 2020 and 2021. Adoptions from the system also decreased by 13.4% from 2020.

179 children in North Carolina aged out and exited foster care in 2019. This is an increase from 175 in 2019 and represents an 3% increase.

- Children in foster care in 2020 spent an average length of 20.8 months in care.
- The average length of stay in North Carolina for children waiting to be adopted from foster care is 36.1 months.
- The average age of children waiting to be adopted in 2020 was 7.7 years old.
- The average age of adopted children was 6.2 years old.

North Carolina's Children

Where are Children in Foster Care Staying? 2020



Data from 2020 shows that 5,784 children in foster care within North Carolina were living with non-relatives while 2,740 stayed with a relative.

1,295 children were staying in group homes or institutions while 102 children were classified as runaways.

4% of households in North Carolina in 2020 had a grandparent living with a grandchild.

The average length of time a child in care spent living with their current relative foster family was 7.7 months.

Child Poverty

North Carolina had 641,000 children in 2021 who lived with parents who lacked secure employment, representing 28% of all children.

25% of North Carolina's children lived in households with a high housing cost burden.

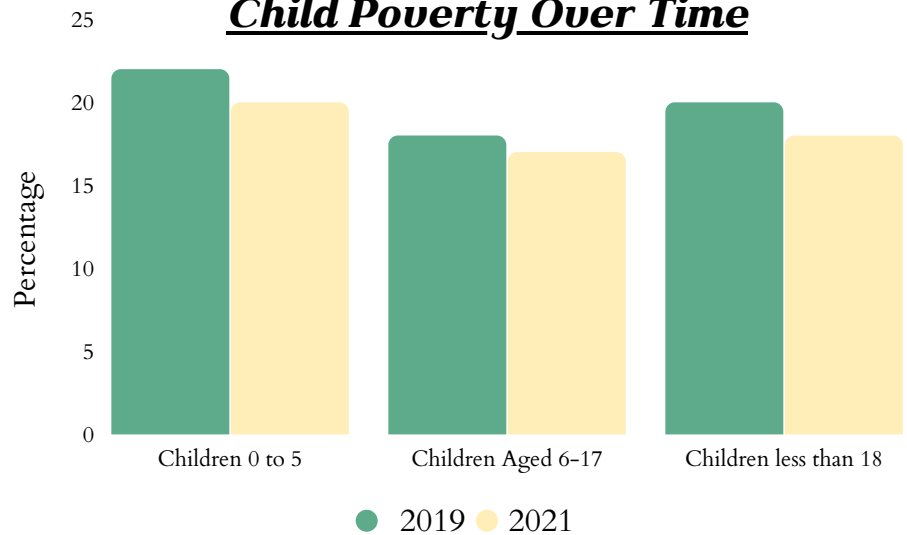
The average number of TANF recipients fell from 24,711 in 2021 to 22,507 in 2022. This represents a 8.9% decrease.

North Carolina spent \$56,821,651 on WIC in 2022, serving 258,760 people. This represents a 1.8% increase in total participants and a 5.9% increase in spending.

1,245,870 people in North Carolina were food insecure in 2020, including 394,300 children who struggled with hunger.

38.8% of households receiving SNAP benefits in North Carolina in 2019 had children.

Child Poverty Over Time



North Carolina's Children

Health

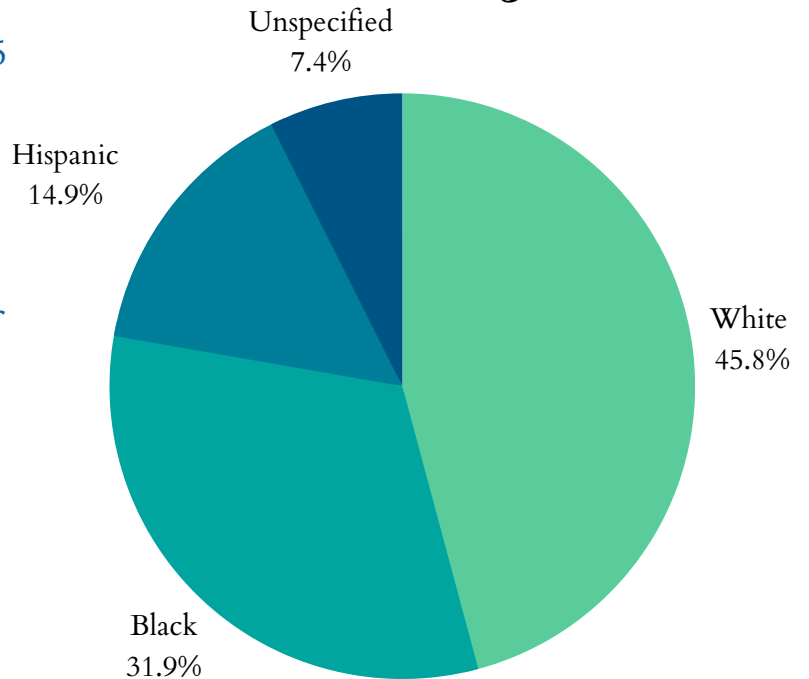
North Carolina had 11,090 low birth-weight babies born in 2020, which is constituted as babies weighing less than 5.5 pounds. This translates to 9.5% of infants born in North Carolina in 2020.

North Carolina had a total of 12,601 preterm births in 2020, meaning less than 37 completed weeks of gestation. 9.54% of all White babies were born prematurely while 14.78% of Black babies arrived prematurely in 2020. The total premature birth rate was 10.8%.

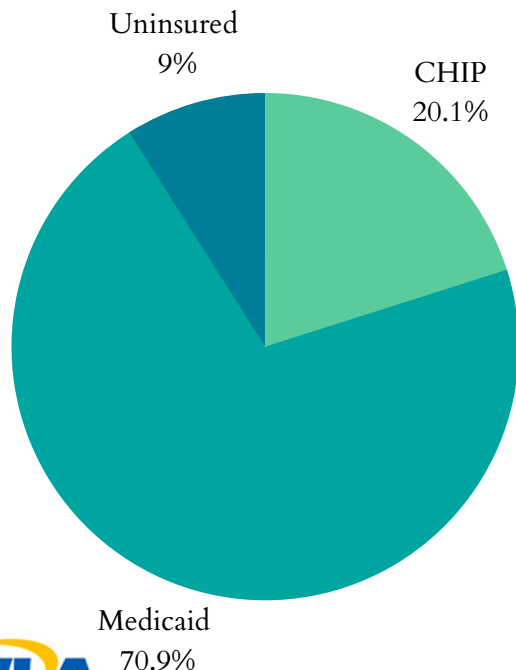
North Carolina reported 5,841 births to mothers aged 15-19 in 2020, representing 17 of every 1,000 teen girls.

800 infants under 1 died in North Carolina in 2020, representing an infant mortality rate of 6.9 per 1,000.

Percentage of All Preterm Births by Race or Ethnicity, 2020



Public Health Insurance Coverage for Children, 2019



135,000 of North Carolina's children had no health insurance in 2020. This represents a 4.9% decrease from 2019.

1,118,586 children in North Carolina were enrolled in Medicaid in 2020. This represents a 0.1% increase from 2019.

309,267 children in North Carolina were in the state Children Health Insurance Program (CHIP) in 2020. This represents a 2.5% decrease from 2019.

North Carolina has not adopted Medicaid expansion.

North Carolina's Children

Juvenile Justice

- There were 12,088 total arrests for children under 18 in 2020.
- 670 of these arrests were for Disorderly Conduct.
- 2,798 arrests were made for Property Crimes.
- 1,400 were arrested under the charge of Drug Abuse Violations.
- 744 children lived in juvenile correction facilities in North Carolina in 2019. This number has increased from 366 in 2017, representing a 103% increase.

103%

The increase since 2017 of children living in juvenile correction facilities .

Teens & Youth

- 41,000 (7%) of North Carolina's youth, ages 16-19, were not in school nor working in 2021.
- In 2020, there were 20 reports of children in North Carolina aged 10-14 committing suicide, however, there were 193 reports of suicide among children aged 15-24.
- 177 children under age 19 were killed by a firearm in North Carolina in 2020.

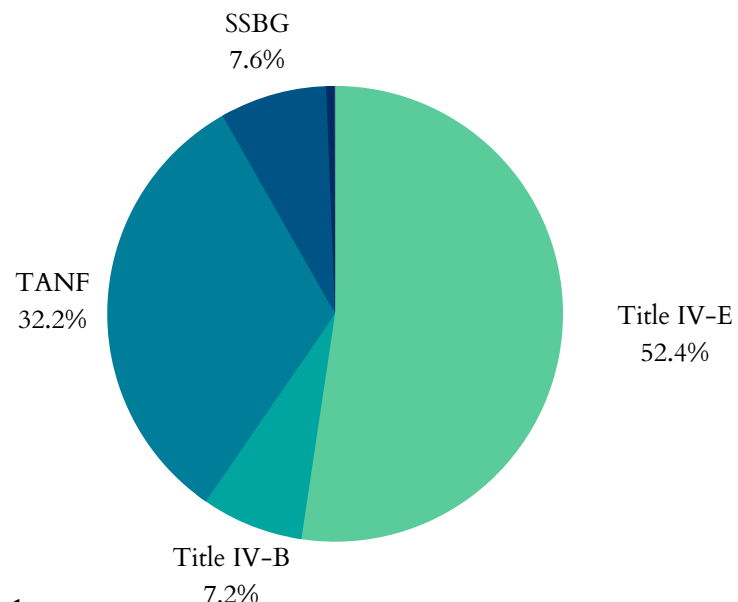
Funding for Child Welfare Services

- North Carolina spent \$678,852,511 on child welfare services in 2018. Child welfare services are all of the direct and administrative services that state agencies provide to children and families.
- \$284,529,961 were allocated from the federal government and \$392,676,284 came from state and local funds.

The significant funding sectors of the \$284,529,961 in federal funding received in North Carolina in 2018:

- \$152,165,659 as part of the Title IV-E Total Foster Care Program.
- \$55,694,112 as part of the Title IV-E Adoption Assistance Program.
- North Carolina's sum of expenditures for Social Service Block Grants in 2020 was \$68,666,985.

Federal Funding Sources, 2018



North Carolina's Children

NORTH CAROLINA STATE FACT SHEET




<https://www.cwla.org/wp-content/uploads/2023/04/NorthCarolina-s-Children.pdf>

NATIONAL AND STATE FACT SHEETS



<https://www.cwla.org/our-work/advocacy/national-and-state-fact-sheets/>

CWLA



www.cwla.org/