

New Jersey's Children

Child Maltreatment

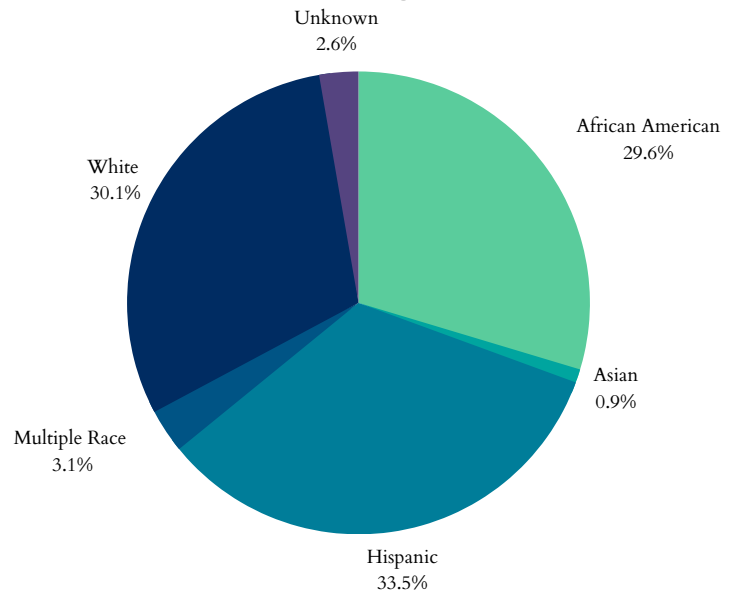
In 2021, New Jersey had 48,781 total referrals for child abuse and neglect. Of those 48,781 were screened in for response by CPS.

There were 3,188 child victims of abuse or neglect in New Jersey in 2021, at a rate of 1.6 children per 1,000. This translates to a 51.8% decrease since 2017.

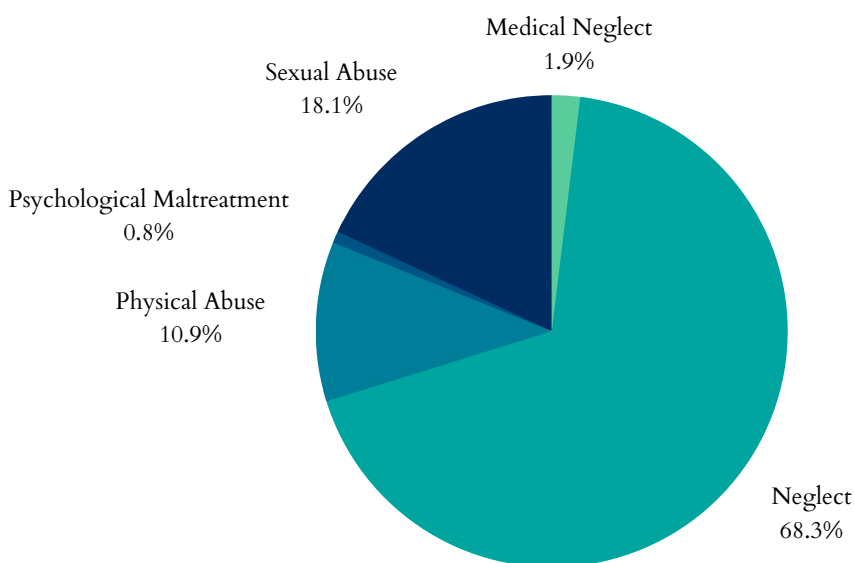
Of the 3,188 children, 2,577 were first-time victims.

The largest age group of victims was children under one, representing 468 of the 3,188 cases.

Child Victims by Race or Ethnicity, 2021



Types of Maltreatment Victims, 2021



- 76% of child maltreatment perpetrators in 2020 were parents of the child.
- 24% were non-parents or had an unknown relationship.
- 55% of New Jersey's child victims in 2020 were female while 45% were male

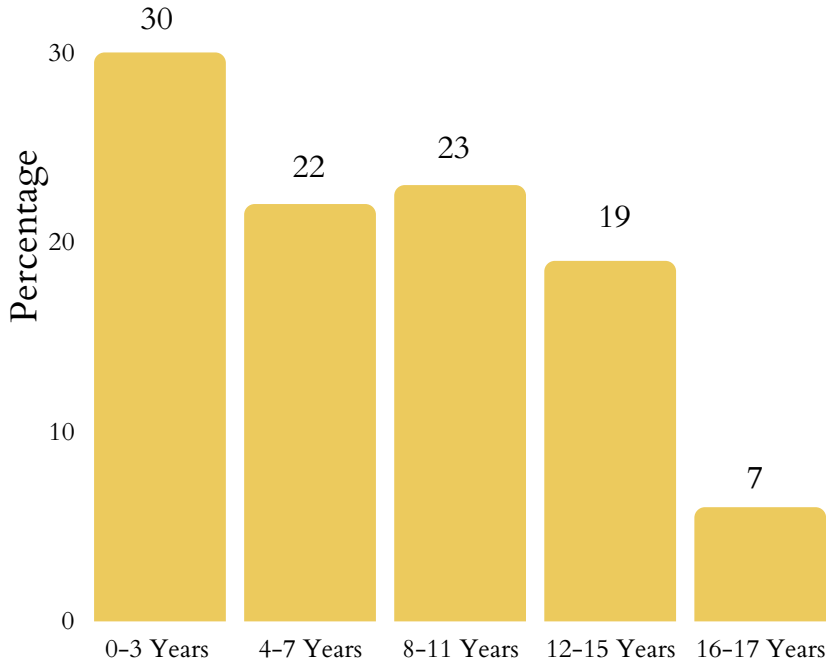
Plans for Safe Care

- In 2021, New Jersey reported 452 infants screened with prenatal substance abuse exposure.
- New Jersey reported 70 screened-in infants with plans of safe care.



New Jersey's Children

Age Distribution of Maltreatment Victims, 2020



- New Jersey reported 10 child fatalities in 2021, which is a decrease from 17 in 2020.
- New Jersey reported 2 total child victims of sex trafficking in 2021.
- 1,898 victims received postresponse services while 14,163 non-victims received postresponse services as well.

FAMILY FIRST IMPLEMENTATION

- New Jersey does not have a plan approved by the administration.

Foster Care and Adoptions

- 5,287 total children were served by the foster care system in New Jersey in FY 2021.
- 3,188 were in care on the day of September 30th, 2021.
- 1,534 children entered care during the 2021 FY while 1,832 exited during the same year.
- 639 of New Jersey's children were adopted while 1,372 were waiting to be adopted.

There was a 15.84% decrease in the number of children in care between 2020 and 2021. Adoptions from the system also decreased by 18.91% from 2020.

201 children in New Jersey aged out and exited foster care in 2020. This number represents a 14.1% decrease since 2019.

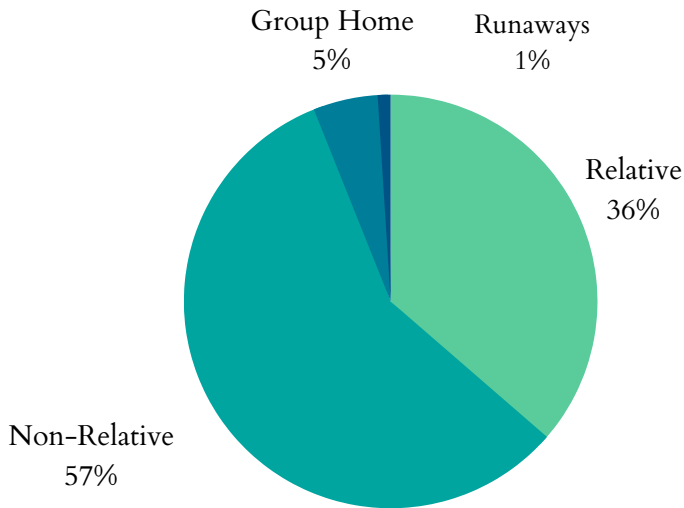
- Children in foster care in 2020 spent an average length of 23.1 months in care.
- The average length of stay in New Jersey for children waiting to be adopted from foster care is 35.5 months.
- The average age of children waiting to be adopted in 2020 was 6.7 years old.
- The average age of adopted children was 5.8 years old.

14.1%

The decrease since 2019 in children aging out of foster care.

New Jersey's Children

Where are Children in Foster Care Staying? 2020



Data from 2020 shows that 2,149 children in foster care within New Jersey were living with non-relatives while 1,372 stayed with a relative.

196 children were staying in group homes or institutions while 21 children were classified as runaways.

4% of households in New Jersey in 2020 had a grandparent living with a grandchild.

The average length of time a child in care spent living with their current relative foster family was 14.1 months.

Child Poverty

New Jersey had 568,000 children in 2021 who lived with parents who lacked secure employment, representing 28% of all children.

35% of New Jersey's children lived in households with a high housing cost burden.

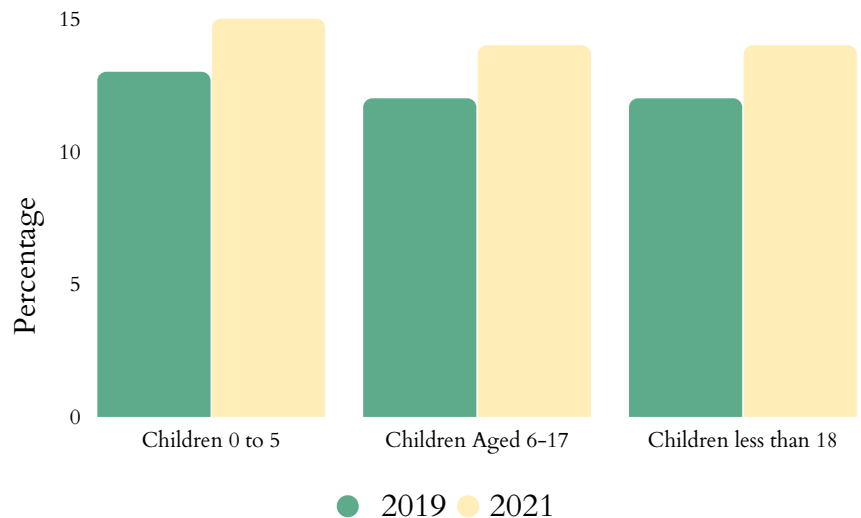
The average number of TANF recipients fell from 21,645 in 2021 to 21,557 in 2022. This represents a 0.41% decrease.

New Jersey spent \$45,490,082 on WIC in 2022, serving 145,627 people. This represents a 2.74% increase in total participants and a 24.63% increase in spending.

657,320 people in New Jersey were food insecure in 2020, including 175,830 children who struggled with hunger.

38% of households receiving SNAP benefits in New Jersey in 2019 had children.

Child Poverty Over Time



New Jersey's Children

Health

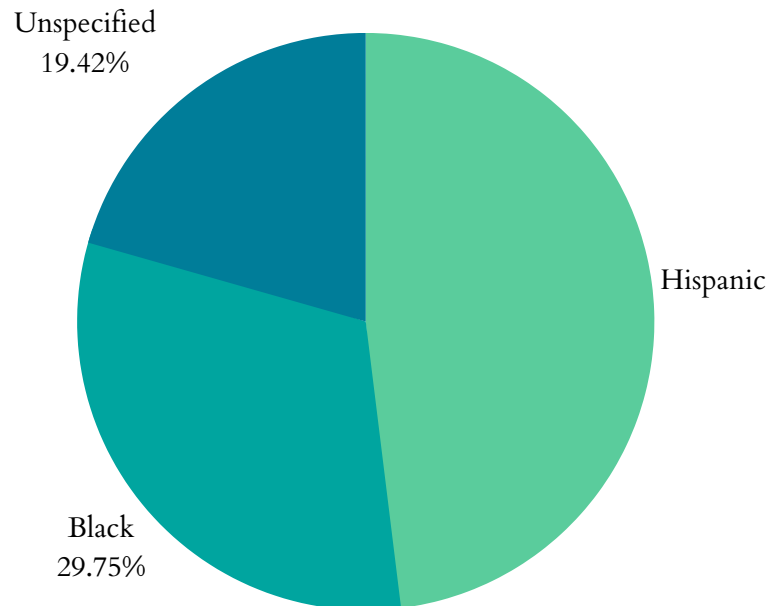
New Jersey had 7,563 low birth-weight babies born in 2020, which is constituted as babies weighing less than 5.5 pounds. This translates to 7.7% of infants born in New Jersey in 2020.

New Jersey had 9,141 of preterm births in 2020, meaning less than 37 completed weeks of gestation. 7.79% of all White babies were born prematurely while 13.71% of Black babies arrived prematurely in 2020. The total premature birth rate was 9.33%.

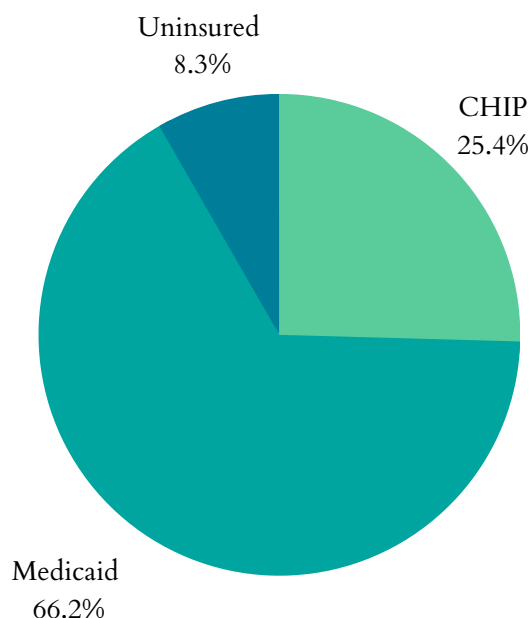
There were 2,450 births to mothers aged 15-19 in New Jersey in 2020, representing a rate of 9 in every 1,000 teen girls.

393 infants under 1 died in New Jersey in 2020, representing an infant mortality rate of 4 per 1,000.

Percentage of All Preterm Births by Race or Ethnicity, 2020



Public Health Insurance Coverage for Children, 2019



76,000 of New Jersey's children had no health insurance in 2021. This represents a 13.64% decrease from 2019.

New Jersey is a Medicaid expansion state as of August 2014.

688,821 children in New Jersey were enrolled in Medicaid in 2020. This represents a 1.81% decrease from 2019.

262,080 children in New Jersey were in the state Children Health Insurance Program (CHIP) in 2020. This represents a 2.71% decrease from 2019.

New Jersey's Children

Juvenile Justice

- There were 13,360 total arrests for children under 18 in 2019.
- 1,101 of these arrests were for Disorderly Conduct.
- 2,199 arrests were made for Property Crimes.
- 2,959 were arrested under the charge of Drug Abuse Violations.
- 513 children lived in juvenile correction facilities in New Jersey in 2019. This is a decrease from 585 kids in 2017, representing a 12.3% decline.

12.3%

The decrease since 2017 of children living in juvenile correction facilities.

Teens & Youth

- 27,000 (6%) of New Jersey's youth, ages 16-19, were not in school nor working in 2021.
- In 2020, New Jersey did not report children in aged 10-14 committing suicide but reported 75 reports of suicide among children and young adults aged 15-24.
- New Jersey reported 31 children under age 19 were killed by a firearm in 2020.

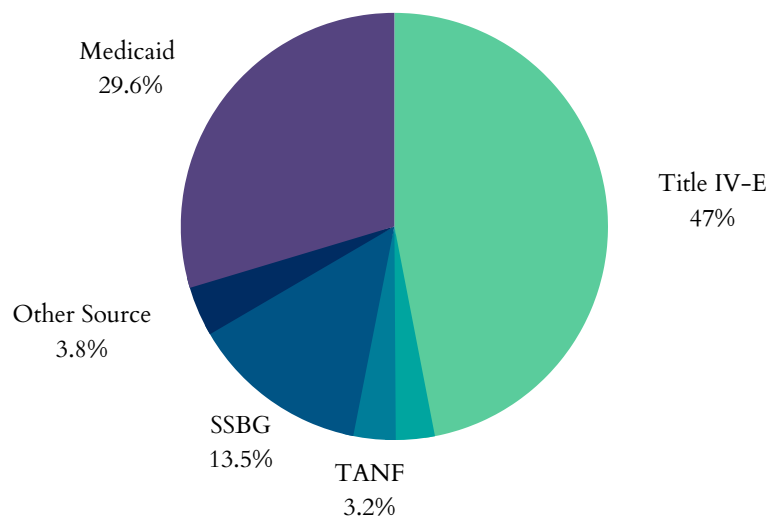
Funding for Child Welfare Services

- New Jersey spent \$1,084,053,558 on child welfare services in 2018. Child welfare services are all of the direct and administrative services that state agencies provide to children and families.
- \$381,443,535 were allocated from the federal government and \$693,366,765 came from state and local funds.

The significant funding sectors of the \$381,443,535 in federal funding received in New Jersey in 2018:

- \$96,895,774 as part of the Title IV-E Total Foster Care Program.
- \$74,253,410 as part of the Title IV-E Adoption Assistance Program.
- New Jersey's sum of expenditures for Social Service Block Grants in 2020 was \$46,609,545.

Federal Funding Sources, 2018



New Jersey's Children

NEW JERSEY STATE FACT SHEET

<https://www.cwla.org/wp-content/uploads/2023/04/New-Jersey-Children.pdf>



NATIONAL AND STATE FACT SHEETS

<https://www.cwla.org/our-work/advocacy/national-and-state-fact-sheets/>



CWLA

www.cwla.org/

