

New Hampshire's Children

Child Maltreatment

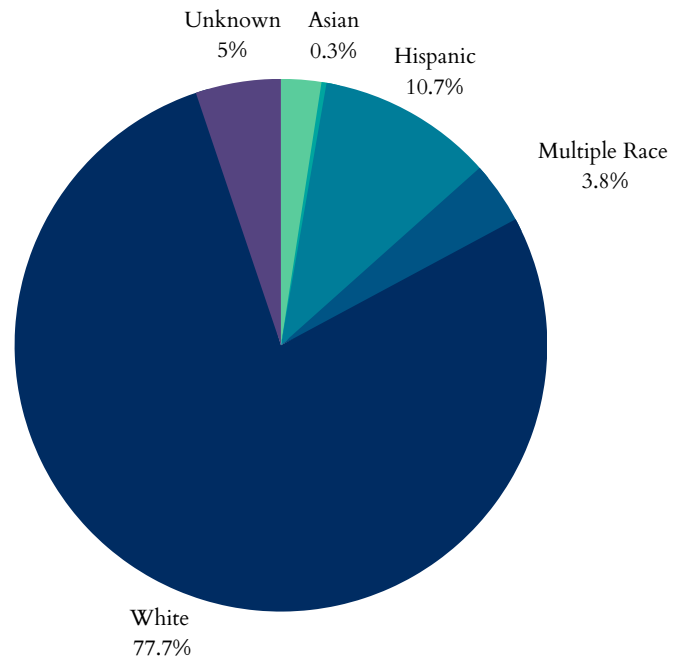
In 2021, New Hampshire had 17,416 total referrals for child abuse and neglect. Of those 9,595 were screened in for response by CPS.

There were 985 child victims of abuse or neglect in New Hampshire in 2021, at a rate of 3.8 children per 1,000. This translates to a 14.4% decrease since 2017.

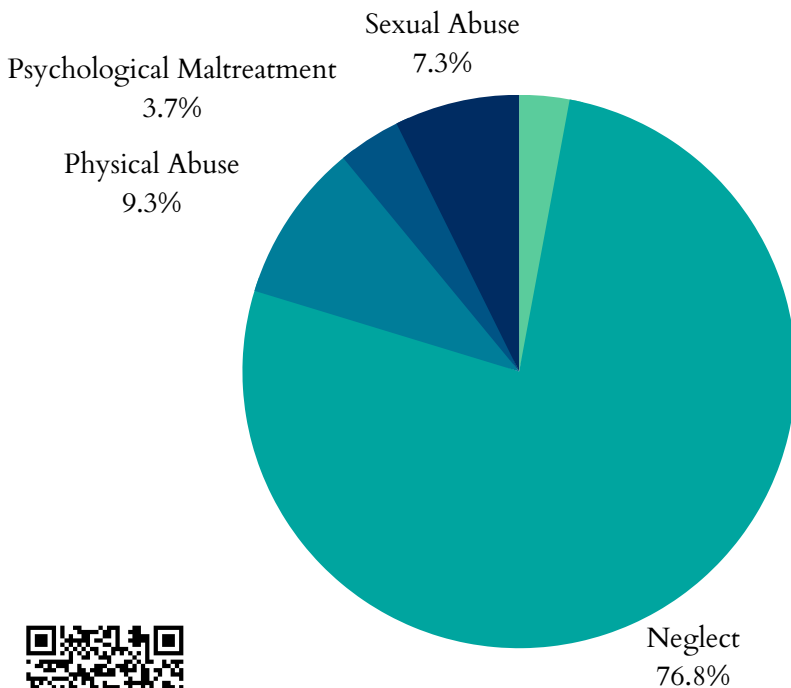
Of the 985 children, 818 were first-time victims.

The largest age group of victims was children under one, representing 151 of the 985 cases.

Child Victims by Race or Ethnicity, 2021



Types of Maltreatment Victims, 2021



- 86% of child maltreatment perpetrators in 2020 were parents of the child.
- 14% were non-parents or had an unknown relationship.
- 51% of New Hampshire's child victims in 2020 were female while 49% were male

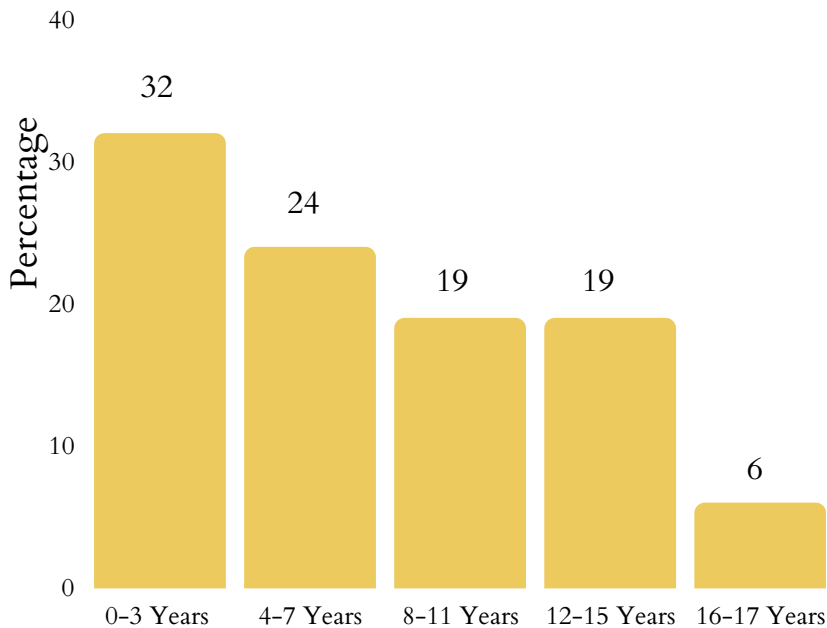
Plans for Safe Care

- In 2021, New Hampshire had 81 reported infants screened with prenatal substance abuse exposure.
- New Hampshire did not report screened-in infants with plans of safe care.



New Hampshire's Children

Age Distribution of Maltreatment Victims, 2020



- New Hampshire reported 3 child fatalities in 2021, which was an increase from 2 in 2020.
- New Hampshire did not report total child victims of sex trafficking.
- 506 victims received postresponse services while 839 non-victims received postresponse services as well.

FAMILY FIRST IMPLEMENTATION

- New Hampshire has a plan approved by the administration.
- The plan was implemented on June 2021.
- New Hampshire's Family First Plan

Foster Care and Adoptions

- 1,688 total children were served by the foster care system in New Hampshire in FY 2021.
- 1,091 were in care on the day of September 30th, 2021.
- 591 children entered care during the 2021 FY while 597 exited during the same year.
- 241 of New Hampshire's children were adopted while 214 were waiting to be adopted.

There was a 7.85% decrease in the number of children in care between 2020 and 2021. Adoptions from the system also increased by 24.06% from 2020.

49 children in New Hampshire aged out and exited foster care in 2020. This number represents a 28.9% decrease since 2019.

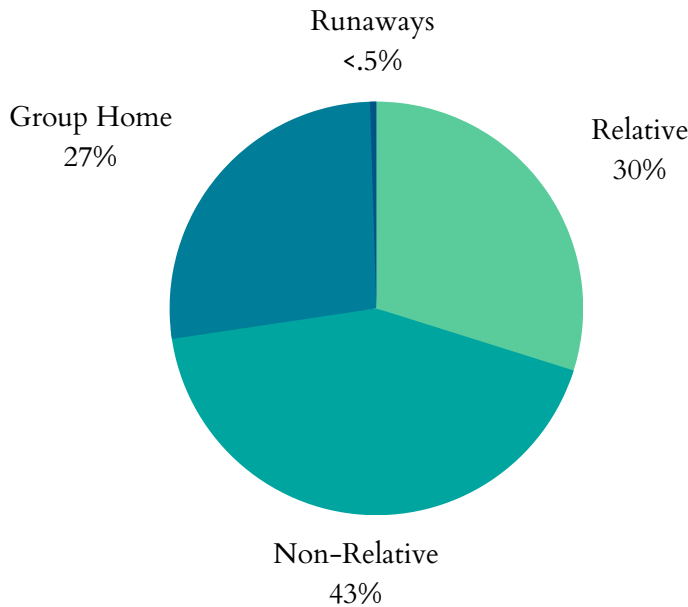
- Children in foster care in 2020 spent an average length of 20.0 months in care.
- The average length of stay in New Hampshire for children waiting to be adopted from foster care is 35.6 months.
- The average age of children waiting to be adopted in 2020 was 9.2 years old.
- The average age of adopted children was 6.3 years old.

28.9%

The decrease since 2019 in children aging out of foster care.

New Hampshire's Children

Where are Children in Foster Care Staying? 2020



Data from 2020 shows that 507 children in foster care within New Hampshire were living with non-relatives while 353 stayed with a relative.

314 children were staying in group homes or institutions while 1 child was classified as a runaway.

3% of households in New Hampshire in 2020 had a grandparent living with a grandchild.

The average length of time a child in care spent living with their current relative foster family was 13.7 months.

Child Poverty

New Hampshire had 59,000 children in 2021 who lived with parents who lacked secure employment, representing 23% of all children.

24% of New Hampshire's children lived in households with a high housing cost burden.

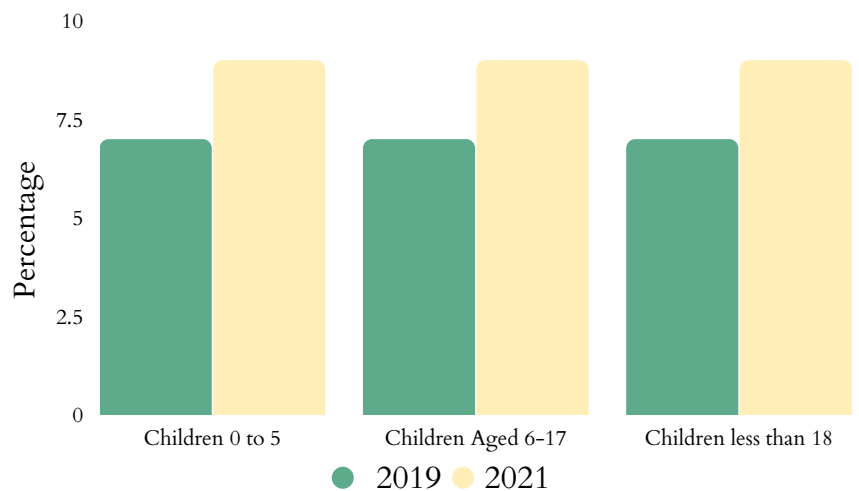
The average number of TANF recipients fell from 6,068 in 2021 to 5,228 in 2022. This represents a 13.84% decrease.

New Hampshire spent \$4,414,234 on WIC in 2022, serving 13,641 people. This represents a 2.04% decrease in total participants and a 5.11% increase in spending.

94,450 people in New Hampshire were food insecure in 2020, including 24,360 children who struggled with hunger.

41.9% of households receiving SNAP benefits in New Hampshire in 2019 had children.

Child Poverty Over Time



New Hampshire's Children

Health

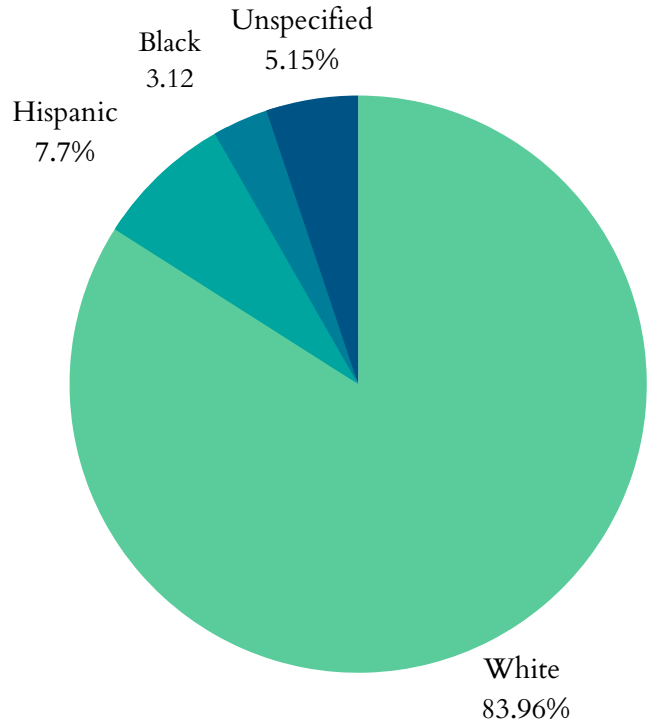
New Hampshire had 801 low birth-weight babies born in 2020, which is constituted as babies weighing less than 5.5 pounds. This translates to 6.8% of infants born in New Hampshire in 2020.

New Hampshire had 991 of preterm births in 2020, meaning less than 37 completed weeks of gestation. 8.27% of all White babies were born prematurely while 12.11% of Black babies arrived prematurely in 2020. The total premature birth rate was 8.41%.

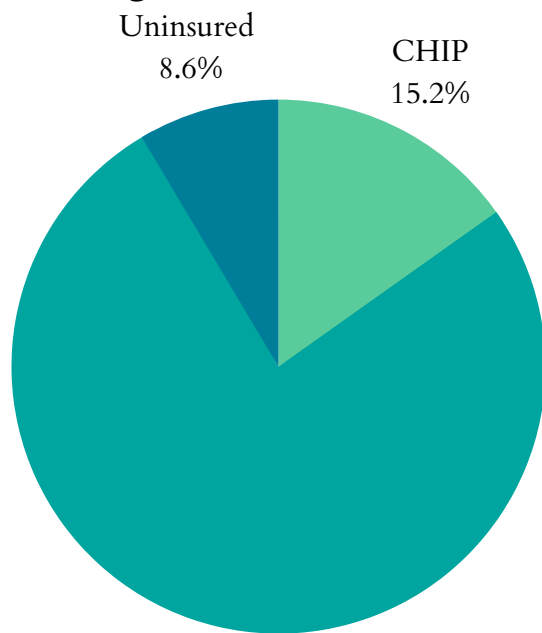
There were 272 births to mothers aged 15-19 in New Hampshire in 2020, representing a rate of 7 in every 1,000 teen girls.

52 infants under 1 died in New Hampshire in 2020, representing an infant mortality rate of 4.4 per 1,000.

Percentage of All Preterm Births by Race or Ethnicity, 2020



Public Health Insurance Coverage for Children, 2019



11,000 of New Hampshire's children had no health insurance in 2021. This represents a 10% increase from 2019.

New Hampshire is a Medicaid expansion state as of August 2014.

89,674 children in New Hampshire were enrolled in Medicaid in 2020. This represents a 0.57% increase from 2019.

17,115 children in New Hampshire were in the state Children Health Insurance Program (CHIP) in 2020. This represents a 3.53% decrease from 2019.

New Hampshire's Children

Juvenile Justice

- There were 3,243 total arrests for children under 18 in 2019.
- 88 of these arrests were for Disorderly Conduct.
- 241 arrests were made for Property Crimes.
- 337 were arrested under the charge of Drug Abuse Violations.
- 24 children lived in juvenile correction facilities in New Hampshire in 2019. This is a decrease from 69 kids in 2017, representing a 65.2% decline.

65.2%

The decrease since 2017 of children living in juvenile correction facilities.

Teens & Youth

- 3,000 (4%) of New Hampshire's youth, ages 16-19, were not in school nor working in 2021.
- In 2020, New Hampshire reported 29 children in aged 10-14 committing suicide and 43 reports of suicide among children aged 15-24.
- New Hampshire did not report children under age 19 killed by a firearm in 2020.

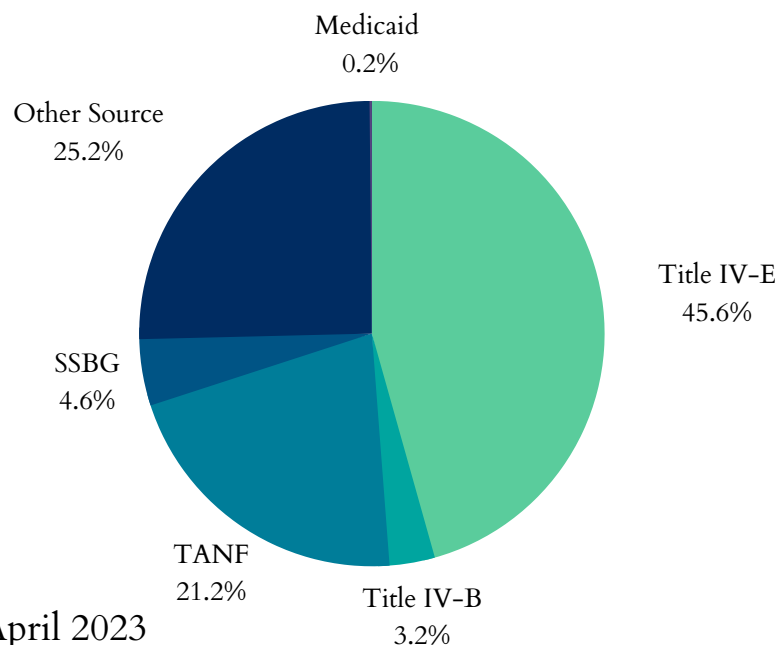
Funding for Child Welfare Services

- New Hampshire spent \$58,265,493 on child welfare services in 2018. Child welfare services are all of the direct and administrative services that state agencies provide to children and families.
- \$42,823,275 were allocated from the federal government and \$12,400,883 came from state and local funds.

The significant funding sectors of the \$42,823,275 in federal funding received in New Hampshire in 2018:

- \$13,400,687 as part of the Title IV-E Total Foster Care Program.
- \$3,027,889 as part of the Title IV-E Adoption Assistance Program.
- New Hampshire's sum of expenditures for Social Service Block Grants in 2020 was \$7,780,878.

Federal Funding Sources, 2018



New Hampshire's Children 2023

NEW HAMPSHIRE STATE FACT SHEET




<https://www.cwla.org/wp-content/uploads/2023/04/New-Hampshire-Children.pdf>

NATIONAL AND STATE FACT SHEETS



<https://www.cwla.org/our-work/advocacy/national-and-state-fact-sheets/>

CWLA



www.cwla.org/