

# Nevada's Children

## Child Maltreatment

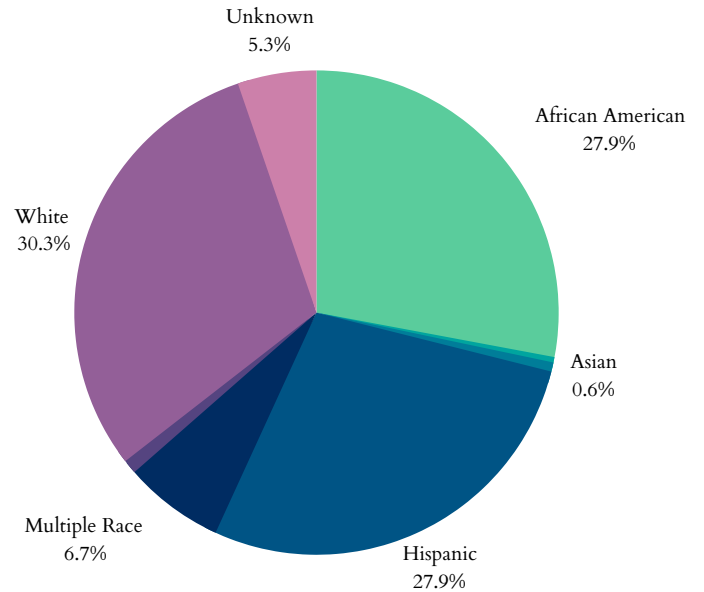
In 2021, Nevada had 39,604 total referrals for child abuse and neglect. Of those, 15,941 were screened in for response by CPS.

There were 5,547 child victims of abuse or neglect in Nevada in 2021, at a rate of 7.9 children per 1,000. This translates to a 14.2% increase since 2017.

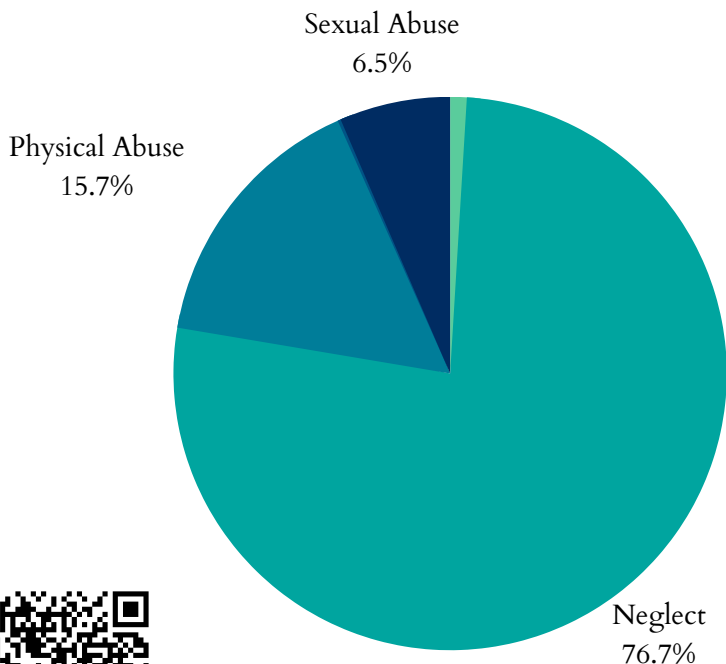
Of the 5,547 children, 3,736 were first-time victims.

The largest age group of victims was children under one, representing 912 of the 5,547 cases.

## Child Victims by Race or Ethnicity, 2021



## Types of Maltreatment Victims, 2021



- 84% of child maltreatment perpetrators in 2020 were parents of the child.
- 16% were non-parents or had an unknown relationship.
- 52% of Nevada's child victims in 2020 were female while 48% were male

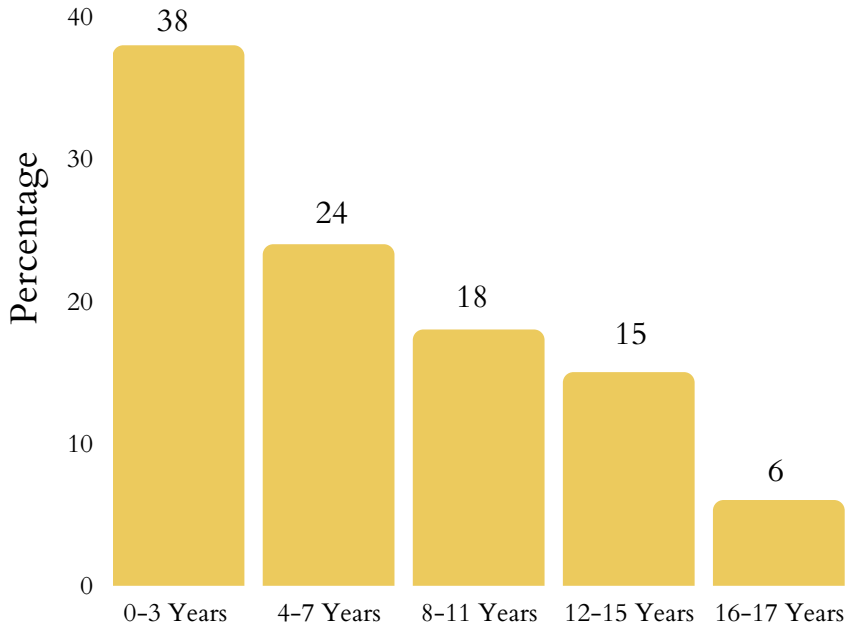
### Plans for Safe Care

- In 2021, Nevada reported 911 infants screened with prenatal substance abuse exposure.
- Nevada did not report screened-in infants with plans of safe care.



# Nevada's Children

## Age Distribution of Maltreatment Victims, 2020



- Nevada reported 28 child fatalities in 2021, which is an increase from 14 in 2020.
- Nevada did not report total child victims of sex trafficking.
- 2,899 victims received postresponse services while 5,354 non-victims received postresponse services as well.

### FAMILY FIRST IMPLEMENTATION

- Nevada has a plan submitted but not approved by the administration.

## Foster Care and Adoptions

- 7,144 total children were served by the foster care system in Nevada in FY 2021.
- 4,183 were in care on the day of September 30th, 2021.
- 2,820 children entered care during the 2021 FY while 2,961 exited during the same year.
- 727 of Nevada's children were adopted while 1,606 were waiting to be adopted.

There was a 4.32% decrease in the number of children in care between 2020 and 2021. Adoptions from the system also decreased by 8.67% from 2020.

164 children in Nevada aged out and exited foster care in 2020. This number represents a 1.23% increase since 2019.

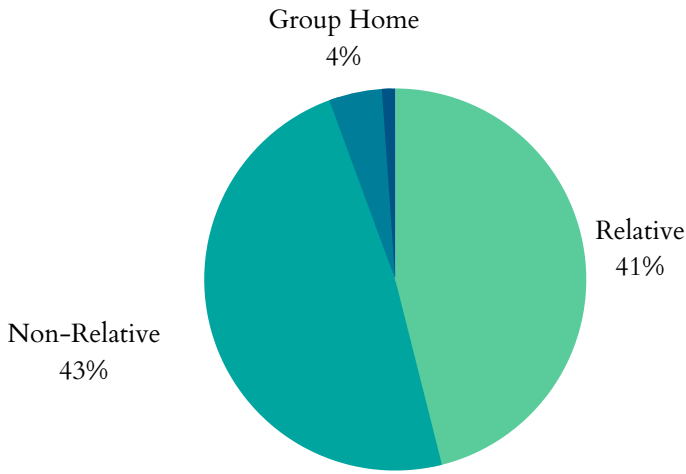
- Children in foster care in 2020 spent an average length of 18.3 months in care.
- The average length of stay in Nevada for children waiting to be adopted from foster care is 28.8 months.
- The average age of children waiting to be adopted in 2020 was 6.4 years old.
- The average age of adopted children was 5.8 years old.

**1.23%**

The increase since 2019 in children aging out of foster care.

# Nevada's Children

## Where are Children in Foster Care Staying? 2020



Data from 2020 shows that 1,881 children in foster care within Nevada were living with non-relatives while 1,792 stayed with a relative.

184 children were staying in group homes or institutions while 63 children were classified as runaways.

4% of households in Nevada in 2020 had a grandparent living with a grandchild.

The average length of time a child in care spent living with their current relative foster family was 9.5 months.

## Child Poverty

Nevada had 233,000 children in 2021 who lived with parents who lacked secure employment, representing 33% of all children.

35% of Nevada's children lived in households with a high housing cost burden.

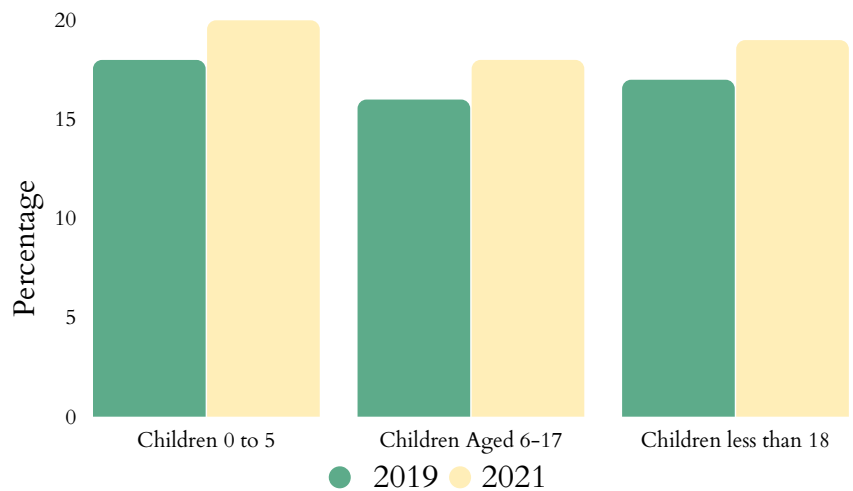
The average number of TANF recipients increased from 14,546 in 2021 to 15,821 in 2022. This represents a 8.77% increase.

Nevada spent \$16,797,236 on WIC in 2022, serving 52,574 people. This represents a 7.72% decrease in total participants and a 5.4% increase in spending.

332,040 people in Nevada were food insecure in 2020, including 116,360 children who struggled with hunger.

35.5% of households receiving SNAP benefits in Nevada in 2019 had children.

## Child Poverty Over Time



# Nevada's Children

## Health

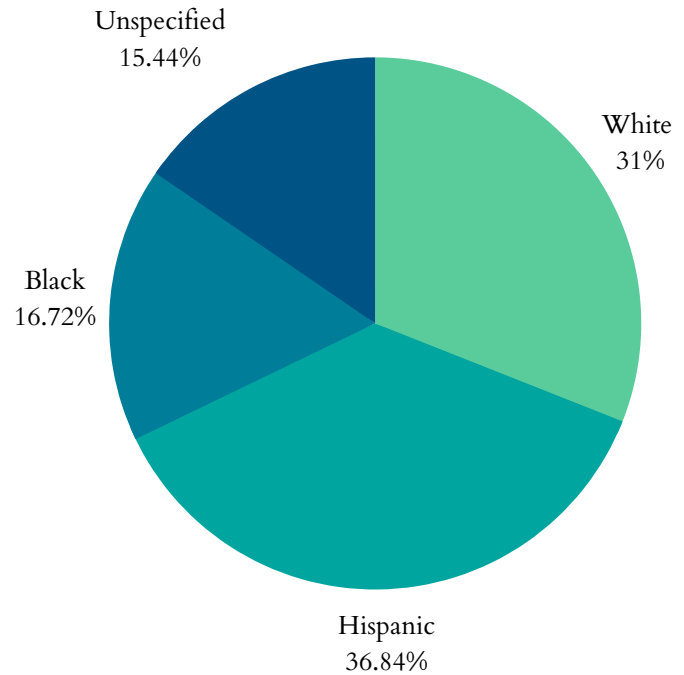
Nevada had 3,022 low birth-weight babies born in 2020, which is constituted as babies weighing less than 5.5 pounds. This translates to 9% of infants born in Nevada in 2020.

Nevada had 3,594 of preterm births in 2020, meaning less than 37 completed weeks of gestation. 9.60% of all White babies were born prematurely while 13.26% of Black babies arrived prematurely in 2020. The total premature birth rate was 10.68%.

There were 1,506 births to mothers aged 15-19 in Nevada in 2020, representing a rate of 17 in every 1,000 teen girls.

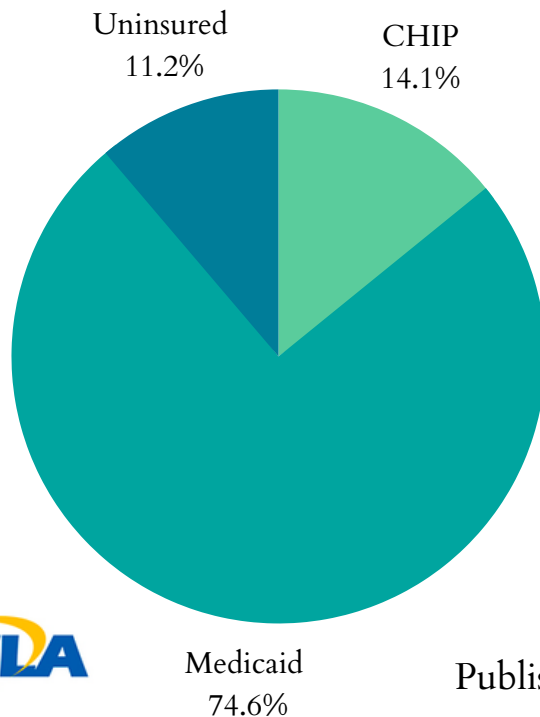
155 infants under 1 died in Nevada in 2020, representing an infant mortality rate of 4.6 per 1,000.

### ***Percentage of All Preterm Births by Race or Ethnicity, 2020***



### ***Public Health Insurance***

#### ***Coverage for Children, 2019***



63,000 of Nevada's children had no health insurance in 2021. This represents a 8.62% increase from 2019.

Nevada is a Medicaid expansion state as of January 2014.

376,794 children in Nevada were enrolled in Medicaid in 2020. This represents a 2.33% decrease from 2019.

65,832 children in Nevada were in the state Children Health Insurance Program (CHIP) in 2020. This represents a 9.97% decrease from 2019.

# Nevada's Children

## Juvenile Justice

- There were 10,818 total arrests for children under 18 in 2019.
- 1,216 of these arrests were for Disorderly Conduct.
- 1,246 arrests were made for Property Crimes.
- 1,778 were arrested under the charge of Drug Abuse Violations.
- 546 children lived in juvenile correction facilities in Nevada in 2019. This is a decrease from 588 kids in 2017, representing a 7.1% decline.

7.1%

The decrease since 2017 of children living in juvenile correction facilities.

## Teens & Youth

- 15,000 (10%) of Nevada's youth, ages 16-19, were not in school nor working in 2021.
- In 2020, Nevada did not report suicides for children aged 10-14 but did report 72 children and young adults aged 15-24 committing suicide.
- 48 children under age 19 were killed by a firearm in Nevada in 2020.

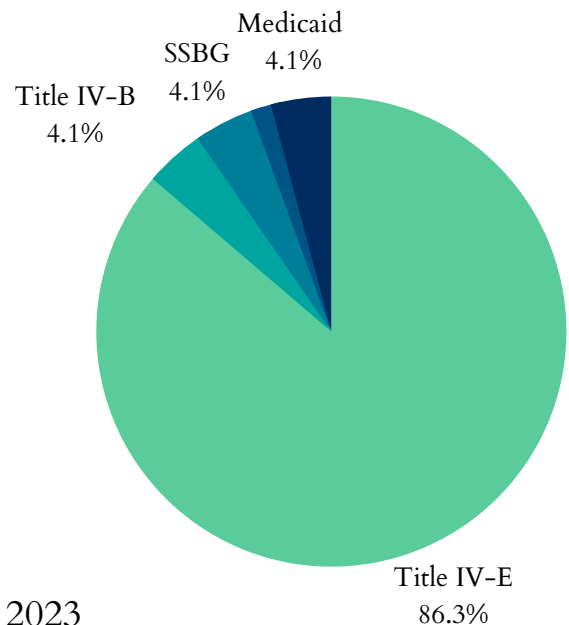
## Funding for Child Welfare Services

- Nevada spent \$259,701,920 on child welfare services in 2018. Child welfare services are all of the direct and administrative services that state agencies provide to children and families.
- \$102,147,032 were allocated from the federal government and \$157,369,944 came from state and local funds.

The significant funding sectors of the \$102,147,032 in federal funding received in Nevada in 2018:

- \$19,197,813 as part of the Title IV-E Total Foster Care Program.
- \$35,844,130 as part of the Title IV-E Adoption Assistance Program.
- Nevada's sum of expenditures for Social Service Block Grants in 2020 was \$13,001,819.

### Federal Funding Sources, 2018



# Nevada's Children

---

## NEVADA STATE FACT SHEET

<https://www.cwla.org/wp-content/uploads/2023/04/Nevadas-Children.pdf>



## NATIONAL AND STATE FACT SHEETS

<https://www.cwla.org/our-work/advocacy/national-and-state-fact-sheets/>



**CWLA**

[www.cwla.org/](http://www.cwla.org/)

