

Nebraska's Children

Child Maltreatment

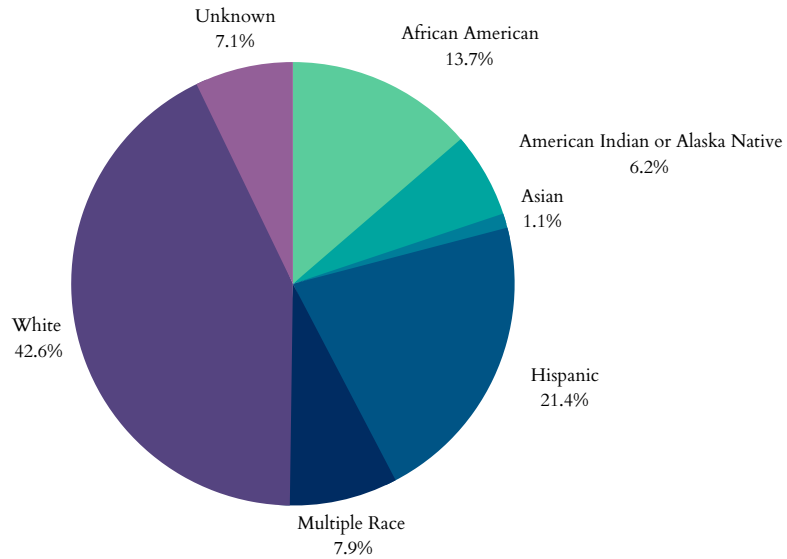
In 2021, Nebraska had 33,637 total referrals for child abuse and neglect. Of those, 15,035 were screened in for response by CPS.

There were 2,471 child victims of abuse or neglect in Nebraska in 2021, at a rate of 5.1 children per 1,000. This translates to a 23.9% decrease since 2017.

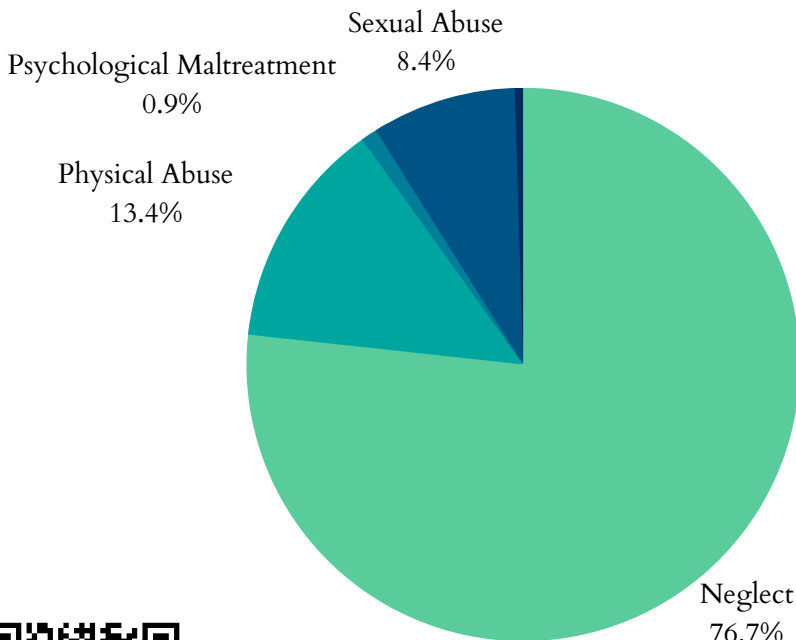
Of the 2,471 children, 1,896 were first-time victims.

The largest age group of victims was children under one, representing 322 of the 2,471 cases.

Child Victims by Race or Ethnicity, 2021



Types of Maltreatment Victims, 2021



- 74% of child maltreatment perpetrators in 2020 were parents of the child.
- 26% were non-parents or had an unknown relationship.
- 55% of Nebraska's child victims in 2020 were female while 45% were male.

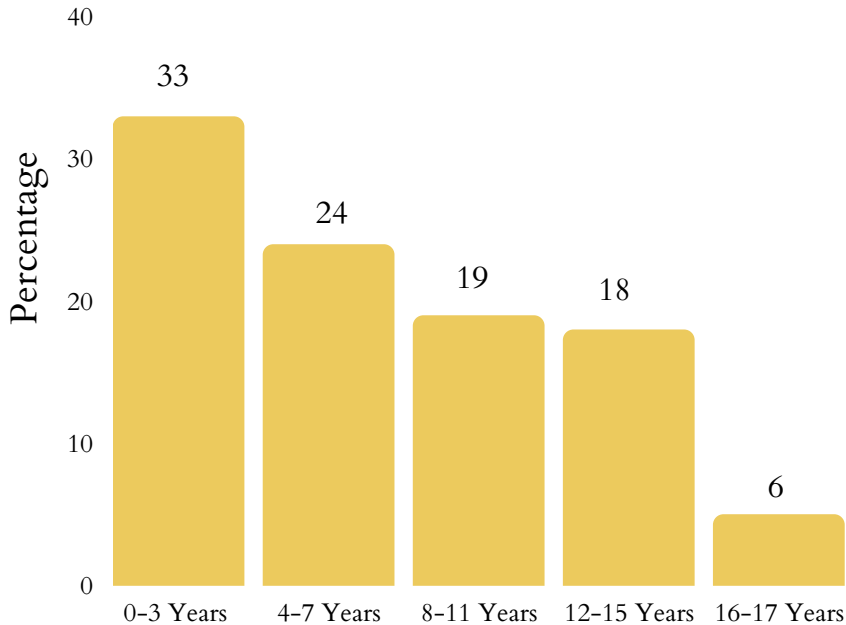
Plans for Safe Care

- In 2021, Nebraska reported 212 infants screened with prenatal substance abuse exposure.
- Nebraska reported 49 screened-in infants with plans of safe care.



Nebraska's Children

Age Distribution of Maltreatment Victims, 2020



- Nebraska reported 1 child fatality in 2021, which is a decrease from 2 in 2020.
- Nebraska reported 12 total child victims of sex trafficking.
- 1,936 victims received postresponse services while 13,973 non-victims received postresponse services as well.

FAMILY FIRST IMPLEMENTATION

- Nebraska has a plan approved by the administration.
- The plan was implemented on December 2020.
- Nebraska's Family First Plan

Foster Care and Adoptions

- 5,511 total children were served by the foster care system in Nebraska in FY 2021.
- 3,835 were in care on the day of September 30th, 2021.
- 2,032 children entered care during the 2021 FY while 1,676 exited during the same year.
- 368 of Nebraska's children were adopted while 727 were waiting to be adopted.

There was a 6.38% increase in the number of children in care between 2021 and 2020. Adoptions from the system also decreased by 15.01% from 2020.

101 children in Nebraska aged out and exited foster care in 2020. This number represents a 7.3% increase since 2019.

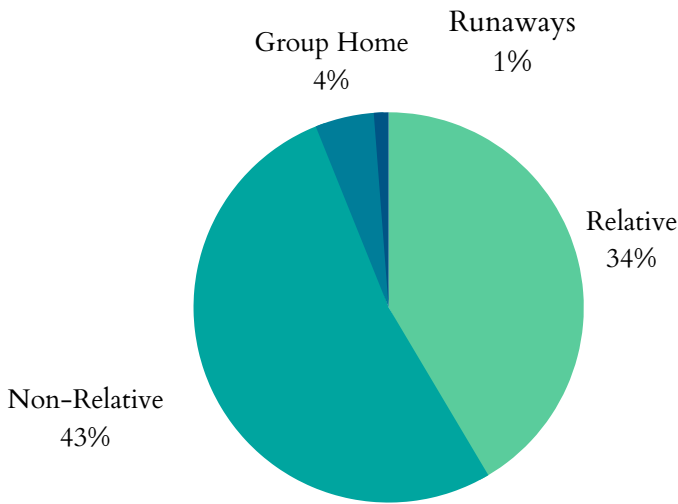
- Children in foster care in 2020 spent an average length of 17.7 months in care.
- The average length of stay in Nebraska for children waiting to be adopted from foster care is 32.1 months.
- The average age of children waiting to be adopted in 2020 was 8.3 years old.
- The average age of adopted children was 6.5 years old.

7.3%

The increase since 2019 in children aging out of foster care.

Nebraska's Children

Where are Children in Foster Care Staying? 2020



Data from 2020 shows that 1,533 children in foster care within Nebraska were living with non-relatives while 1,219 stayed with a relative.

149 children were staying in group homes or institutions while 44 children were classified as runaways.

2% of households in Nebraska in 2020 had a grandparent living with a grandchild.

The average length of time a child in care spent living with their current relative foster family was 8.7 months.

Child Poverty

Nebraska had 94,000 children in 2021 who lived with parents who lacked secure employment, representing 19% of all children.

22% of Nebraska's children lived in households with a high housing cost burden.

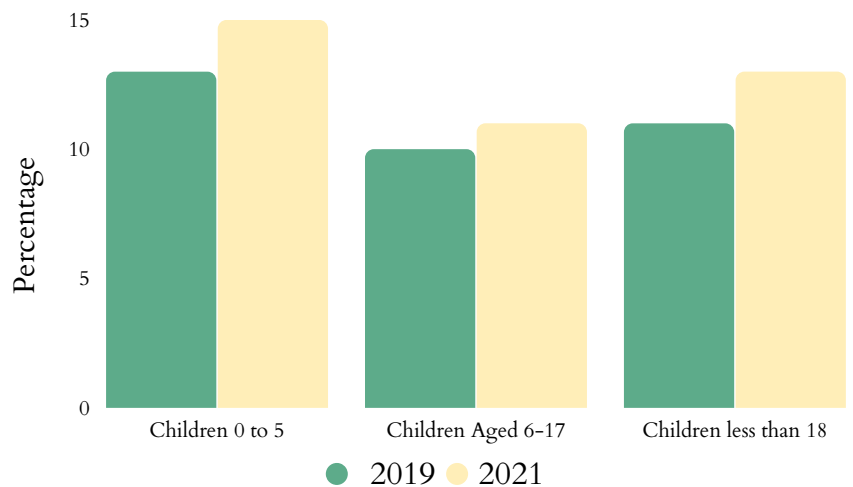
The average number of TANF recipients fell from 8,003 in 2021 to 6,299 in 2022. This represents a 21.29% decrease.

Nebraska spent \$11,394,670 on WIC in 2022, serving 35,582 people. This represents a 1.48% increase in total participants and a 5.47% increase in spending.

188,080 people in Nebraska were food insecure in 2020, including 64,190 children who struggled with hunger.

46.1% of households receiving SNAP benefits in Nebraska in 2019 had children.

Child Poverty Over Time



Nebraska's Children

Health

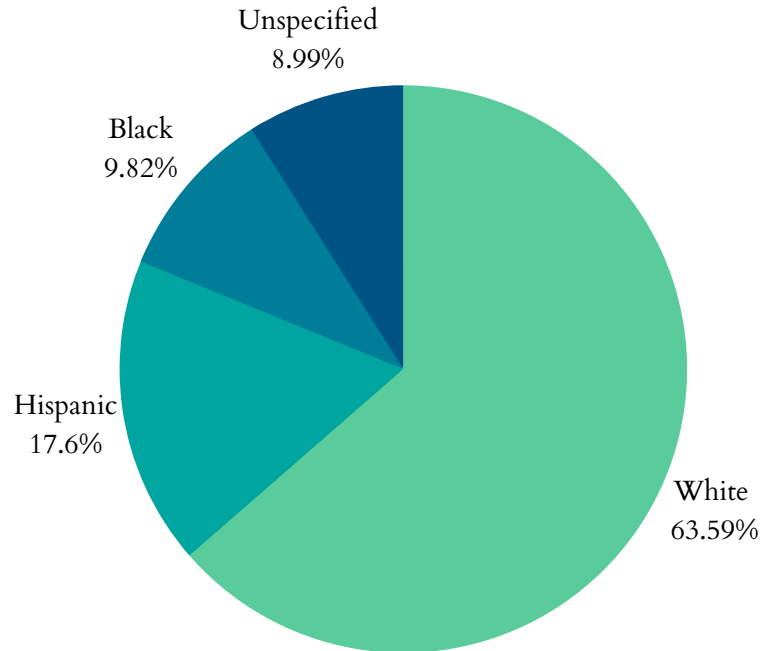
Nebraska had 1,793 low birth-weight babies born in 2020 which is constituted as babies weighing less than 5.5 pounds. This translates to 7.4% of infants born in Nebraska in 2020.

Nebraska had 2,546 of preterm births in 2020, meaning less than 37 completed weeks of gestation. 9.85% of all White babies were born prematurely while 13.70% of Black babies arrived prematurely in 2020. The total premature birth rate was 10.49%.

There were 984 births to mothers aged 15-19 in Nebraska in 2020, representing a rate of 15 in every 1,000 teen girls.

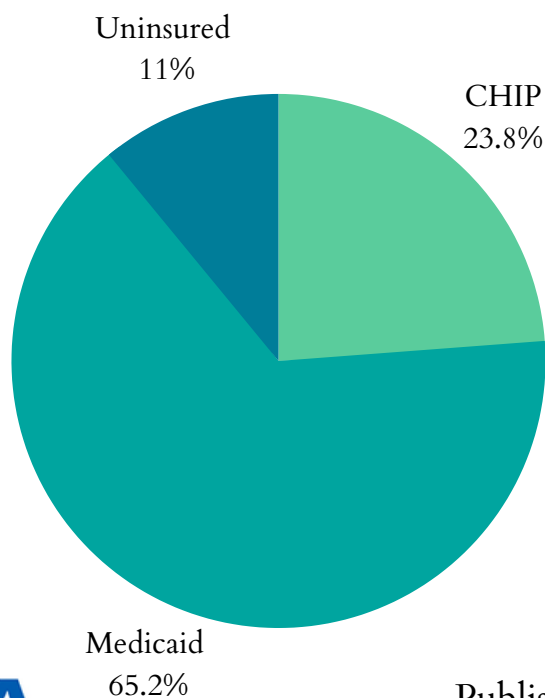
137 infants under 1 died in Nebraska in 2020, representing an infant mortality rate of 5.6 per 1,000.

Percentage of All Preterm Births by Race or Ethnicity, 2020



Public Health Insurance

Coverage for Children, 2019



24,000 of Nebraska's children had no health insurance in 2021. This represents a 13.33% increase from 2019.

Nebraska is a Medicaid expansion state as of October 2020.

169,230 children in Nebraska were enrolled in Medicaid in 2020. This represents a 1.47% increase from 2019.

62,225 children in Nebraska were in the state Children Health Insurance Program (CHIP) in 2020. This represents a 2.28% increase from 2019.

Nebraska's Children

Juvenile Justice

- There were 8,282 total arrests for children under 18 in 2019.
- 398 of these arrests were for Disorderly Conduct.
- 1,846 arrests were made for Property Crimes.
- 1,111 were arrested under the charge of Drug Abuse Violations.
- 309 children lived in juvenile correction facilities in Nebraska in 2019. This is a decrease from 486 kids in 2017, representing a 36.4% decline.

36.4%

The decrease since 2017 of children living in juvenile correction facilities.

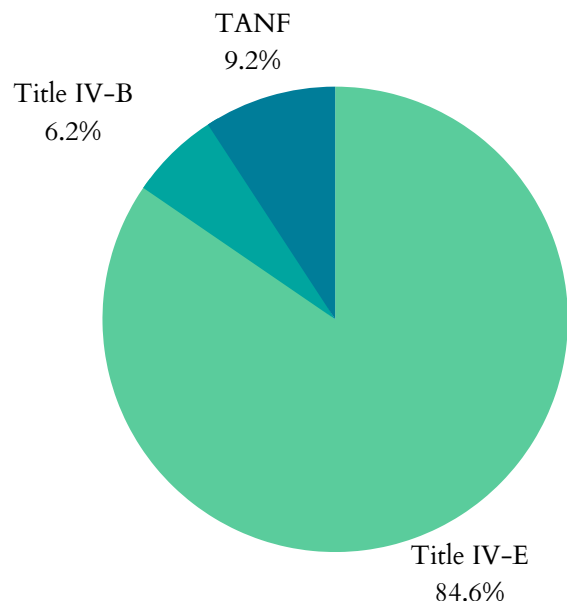
Teens & Youth

- 4,000 (4%) of Nebraska's youth, ages 16-19, were not in school nor working in 2021.
- In 2020, Nebraska did not report children in aged 10-14 committing suicide and 38 reports of suicide among children and young adults aged 15-24.
- 19 children under age 19 were killed by a firearm in Nebraska in 2020.

Funding for Child Welfare Services

- Nebraska spent \$233,195,261 on child welfare services in 2018. Child welfare services are all of the direct and administrative services that state agencies provide to children and families.
- \$45,293,824 were allocated from the federal government and \$187,901,436 came from state and local funds.

Federal Funding Sources, 2018



The significant funding sectors of the \$45,293,824 in federal funding received in Nebraska in 2018:

- \$3,275,488 as part of the Title IV-E Total Foster Care Program.
- \$18,971,107 as part of the Title IV-E Adoption Assistance Program.
- Nebraska's sum of expenditures for Social Service Block Grants in 2020 was \$9,805,416.

Nebraska's Children

NEBRASKA STATE FACT SHEET

<https://www.cwla.org/wp-content/uploads/2023/04/Nebraskas-Children.pdf>



NATIONAL AND STATE FACT SHEETS

<https://www.cwla.org/our-work/advocacy/national-and-state-fact-sheets/>



CWLA

www.cwla.org/

