

# The Nation's Children

## Child Maltreatment

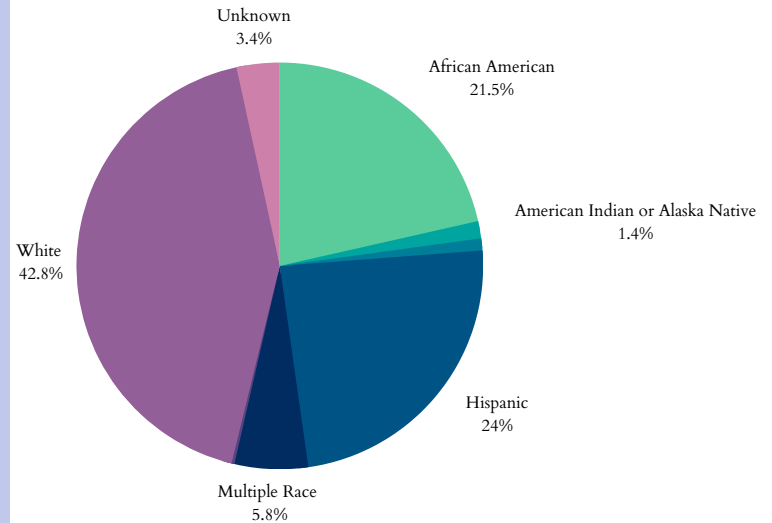
In 2021, the US had 3,595,336 total referrals for child abuse and neglect. Of those, 2,002,027 were screened in for response by CPS.

There were 588,229 child victims of abuse or neglect in the US in 2021, at a rate of 8.1 children per 1,000.

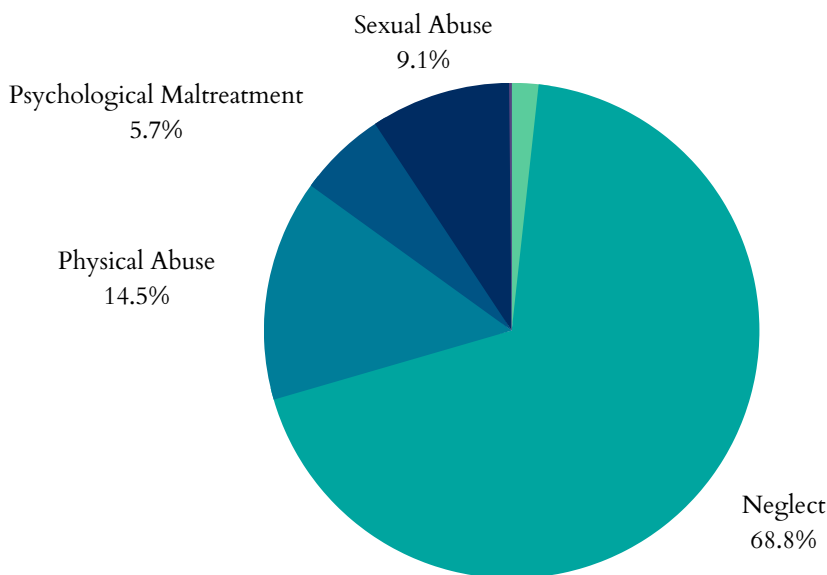
Of the 588,229 children, 412,025 were first-time victims.

The largest age group of victims was children under one, representing 88,571 of the 588,229 cases.

## Child Victims by Race or Ethnicity, 2021



## Types of Maltreatment Victims, 2021



- 77% of child maltreatment perpetrators in 2020 were parents of the child.
- 23% were non-parents or had an unknown relationship.
- 52% of United States' child victims in 2020 were female while 48% were male.

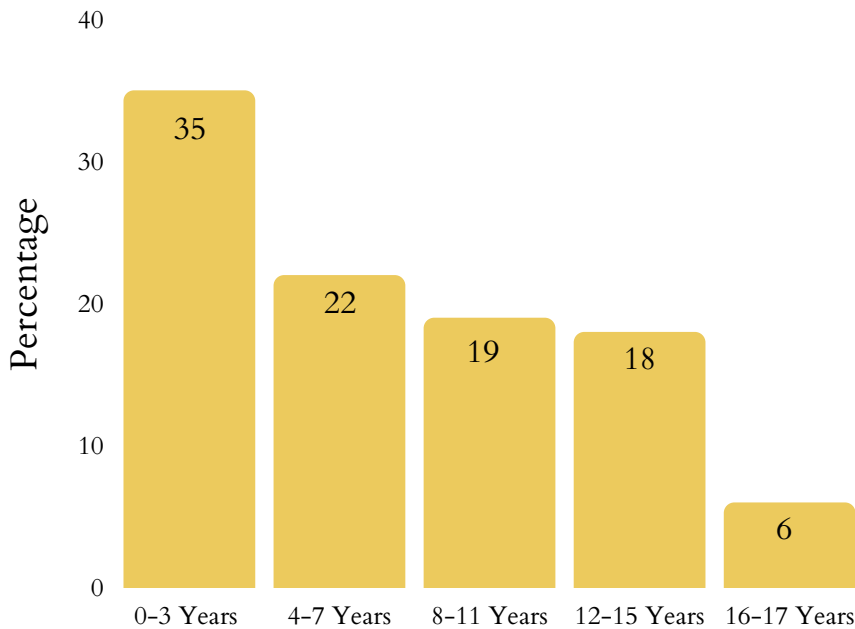
## Plans for Safe Care

- In 2021, the US reported 40,799 infants screened with prenatal substance abuse exposure.
- The US reported 26,904 plans of safe care for screened-in infants.



# The Nation's Children

## Age Distribution of Maltreatment Victims, 2020



- Child fatalities have increased from 1,742 in 2020 to 1,753 in 2021.
- The US reported 1,086 total child victims of sex trafficking.
- 330,881 victims received post-response services while 720,937 non-victims received post-response services as well.

## Foster Care and Adoptions

- 606,031 total children were served by the foster care system in the US in FY 2021.
- 391,098 were in care on the day of September 30th, 2021.
- 206,812 children entered care during the 2021 FY while 214,703 exited during the same year.
- 54,240 of the United State's children were adopted while 113,561 were waiting to be adopted.

**2.2%**

The decrease since 2019 in children aging out of foster care.

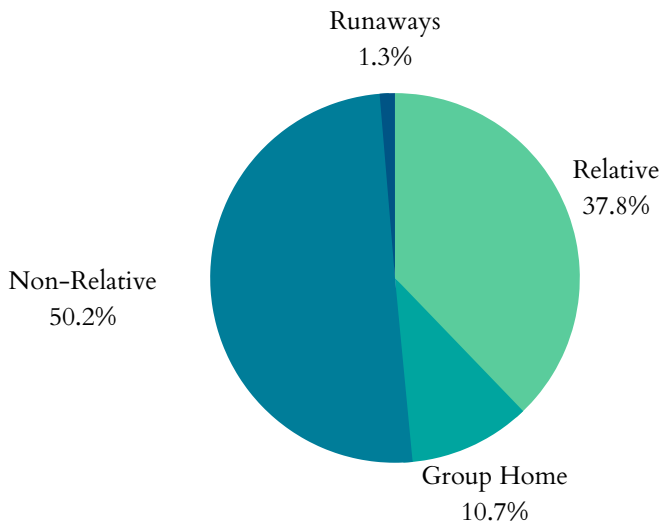
There was a 4.0% decrease in the number of children in care between 2020 and 2021. Adoptions from the system also decreased by 6.3% from 2020.

20,010 children in the US aged out and exited foster care in 2020. This is a decrease from 20,455 in 2019 and represents a 2.2% decrease.

- Children in foster care in 2020 spent an average length of 21.0 months in care.
- The average length of stay in the US for children waiting to be adopted from foster care is 32.7 months.
- The average age of children waiting to be adopted in 2020 was 7.5 years old.
- The average age of adopted children was 6.0 years old.

# The Nation's Children

## Where are Children in Foster Care Staying? 2020



Data from 2020 shows that 182,386 children in foster care within the US were living with non-relatives while 137,356 stayed with a relative.

38,799 children were staying in group homes or institutions while 4,831 children were classified as runaways.

4% of households in the US in 2020 had a grandparent living with a grandchild.

The average length of time a child in care spent living with their current relative foster family was 10.3 months.

## Child Poverty

The US had 21,143,000 children in 2021 who lived with parents who lacked secure employment, representing 29% of all children.

30% of the United States' children lived in households with a high housing cost burden.

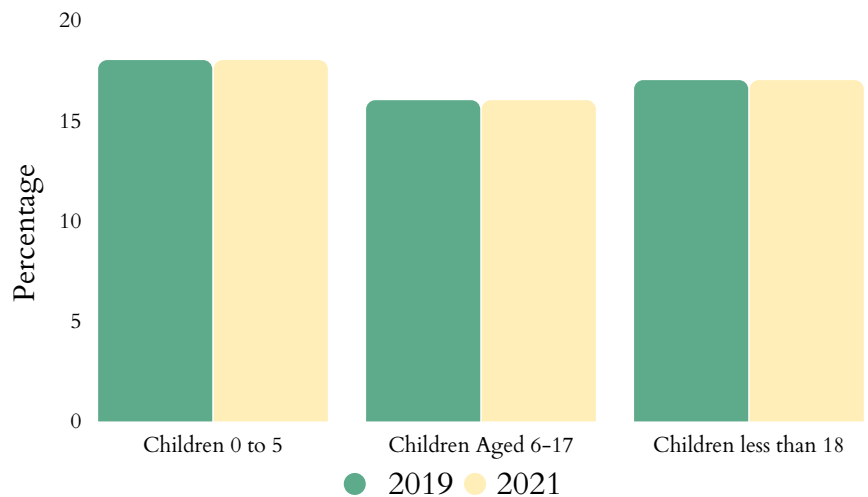
The average number of TANF recipients fell from 1,847,644 in 2021 to 1,859,696 in 2022. This represents a 9.71% decrease.

The state spent \$2,022,400,000 on WIC in 2022, serving 6,260,000 people. This represents a 2.8% decrease in total participants and a 0.8% increase in spending.

38,287,000 people in the US were food insecure in 2020, including 11,722,000 children who struggled with hunger.

53,000,000 people turned to food programs in the US in 2021.

## Child Poverty Over Time



# The Nation's Children

## Health

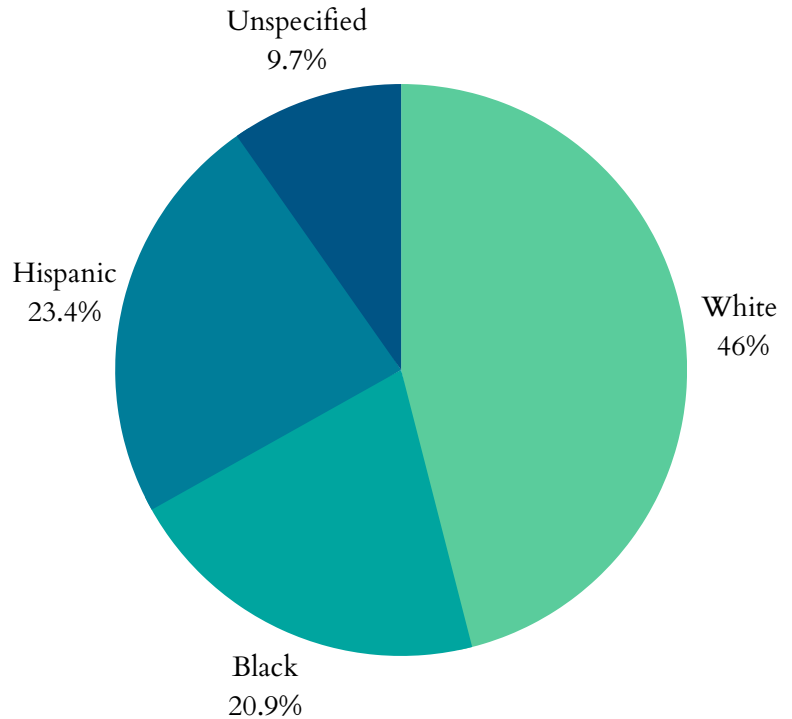
The US had 297,604 low birth-weight babies born in 2020, which is constituted as babies weighing less than 5.5 pounds. This translates to 8.2% of infants born in the US in 2020.

The US had 364,487 preterm births in 2020, meaning less than 37 completed weeks of gestation. 9.1% of all White babies were born prematurely while 13.0% of Black babies arrived prematurely in 2020. The total premature birth rate was 10.09%.

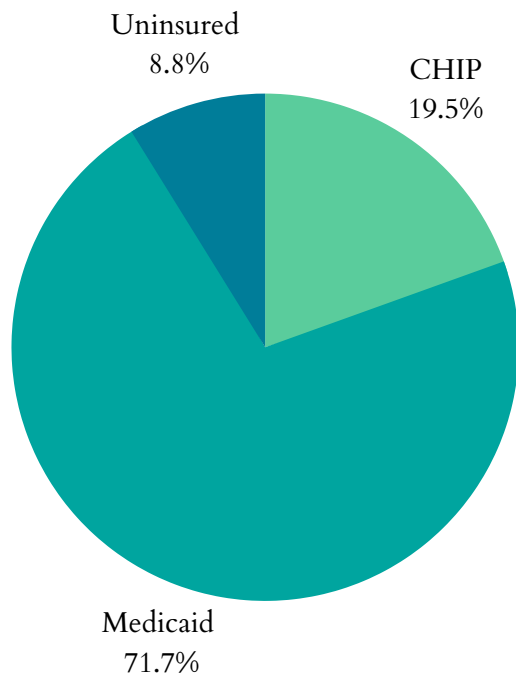
There were 158,043 births to mothers aged 15-19 in the US in 2020, representing a rate of 15 in every 1,000 teen girls.

19,582 infants under 1 died in the US in 2020, representing an infant mortality rate of per 1,000.

### ***Percentage of All Preterm Births by Race or Ethnicity, 2020***



### ***Public Health Insurance Coverage for Children, 2019***



4,165,000 of the United States' children had no health insurance in 2021. This represents a 4.8% decrease from 2019.

35,197,225 children in the US were enrolled in Medicaid in 2020. This represents a 0.8% decrease from 2019.

9,062,750 children in the US were in the state Children Health Insurance Program (CHIP) in 2020. This represents a 6.15% decrease from 2019.

# The Nation's Children

## Juvenile Justice

- There were 485,964 total arrests for children under 18 in 2019.
- 36,877 of these arrests were for Disorderly Conduct.
- 87,710 arrests were made for Property Crimes.
- 55,701 were arrested under the charge of Drug Abuse Violations.
- 36,479 children lived in juvenile correction facilities in the US in 2019. This is a decrease from 43,580 kids in 2017, representing a 16.3% decline.

16.3%

The decline since 2017 of children living in juvenile correction facilities.

## Teens & Youth

- 1,234,000 (7%) of the United States' youth, ages 16-19, were not in school nor working in 2021.
- In 2020, there were 581 reports of children in the US aged 10-14 committing suicide and 6,062 reports of suicide among children and young adults aged 15-24.
- 4,368 children under age 19 were killed by a firearm in the US in 2020.

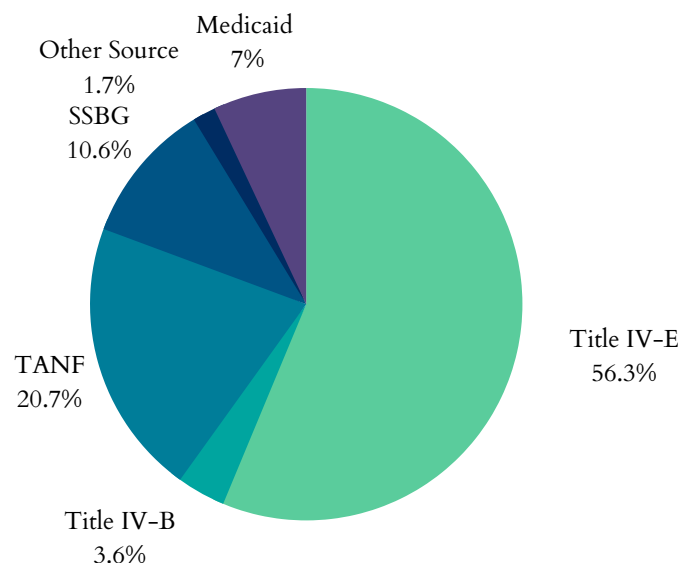
## Funding for Child Welfare Services

- The US spent \$33,020,546,153.72 on child welfare services in 2018. Child welfare services are all of the direct and administrative services that state agencies provide to children and families.
- \$14,513,863,072.05 were allocated from the federal government and \$18,237,277,654.35 came from state and local funds.

The significant funding sectors of the \$14,513,863,072.05 in federal funding received in the US in 2018:

- \$2,615,817,974.04 as part of the Title IV-E Total Foster Care Program.
- \$2,732,057,338.56 as part of the Title IV-E Adoption Assistance Program.
- The United States' sum of expenditures for Social Service Block Grants in 2020 was \$39,964,487,469.00

### Federal Funding Sources, 2018



# The Nation's Children

## **NATIONAL FACT SHEET**

<https://www.cwla.org/wp-content/uploads/2023/04/Nations-Children.pdf>



## **NATIONAL AND STATE FACT SHEETS**

<https://www.cwla.org/our-work/advocacy/national-and-state-fact-sheets/>



**CWLA**

[www.cwla.org/](http://www.cwla.org/)

