

# Montana's Children

## Child Maltreatment

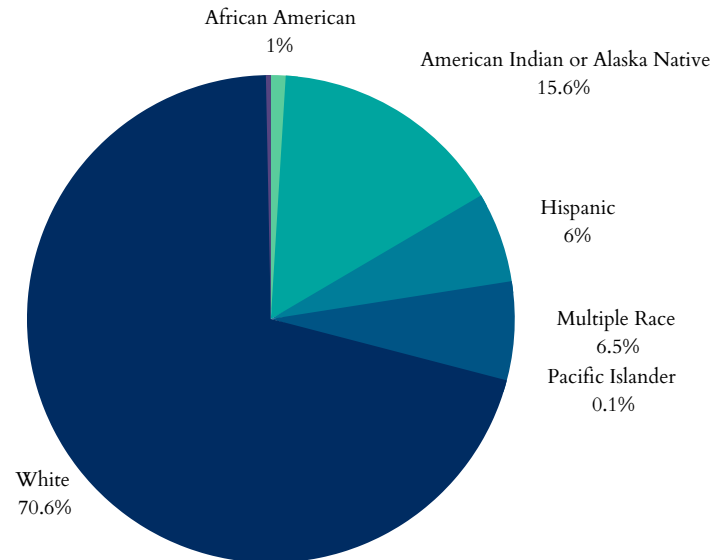
In 2021, Montana had 13,180 total referrals for child abuse and neglect. Of those, 8,691 were screened in for response by CPS.

There were 3,077 child victims of abuse or neglect in Montana in 2021, at a rate of 13.1 children per 1,000. This translates to a 12.9% decrease since 2017.

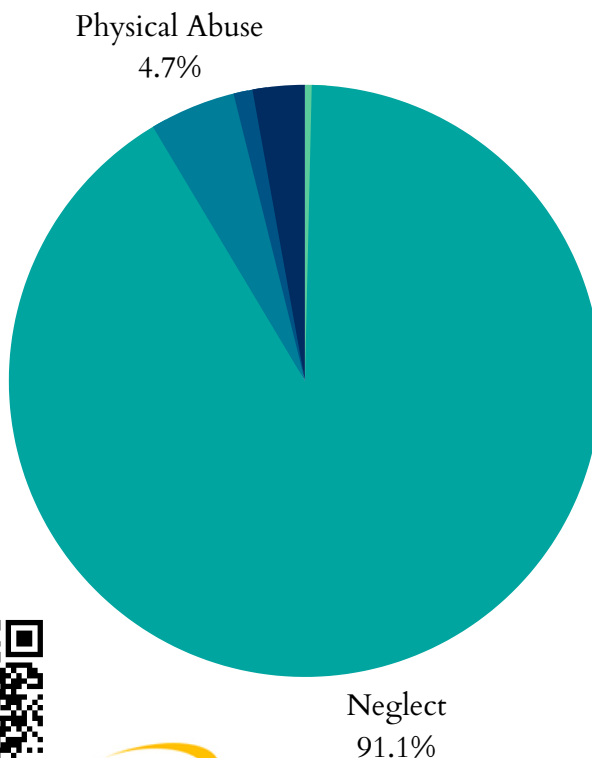
Of the 3,077 children, 2,465 were first-time victims.

The largest age group of victims was children under one, representing 363 of the 3,077 cases.

## Child Victims by Race or Ethnicity, 2021



## Types of Maltreatment Victims, 2021



- 88% of child maltreatment perpetrators in 2020 were parents of the child.
- 12% were non-parents or had an unknown relationship.
- 49% of Montana's child victims in 2020 were female while 51% were male.

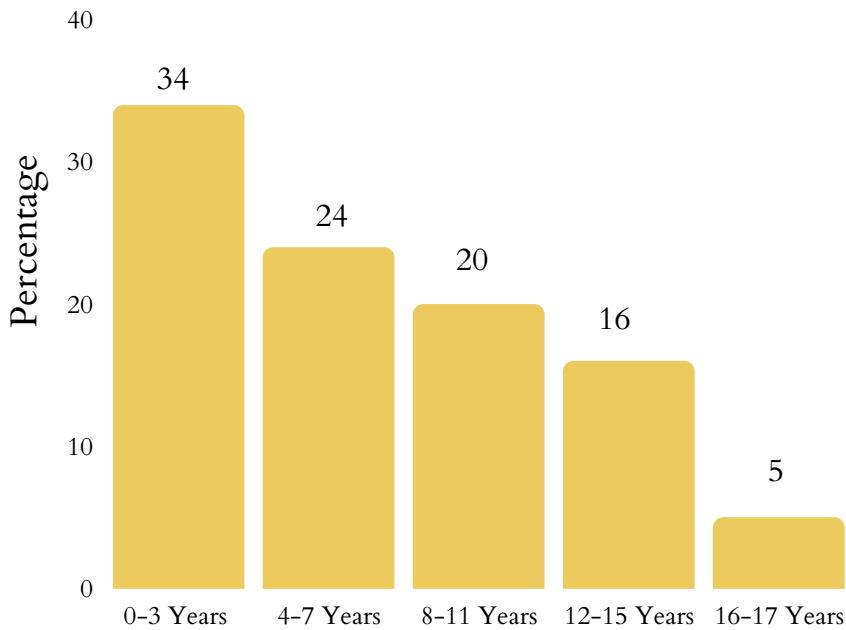
### Plans for Safe Care

- In 2021, Montana did not report on infants screened with prenatal substance abuse exposure.
- Montana did not report screened-in infants with plans of safe care.



# Montana's Children

## Age Distribution of Maltreatment Victims, 2020



- Montana reported 2 child fatalities in 2021, which is a decrease from 5 in 2020.
- Montana did not report total child victims of sex trafficking.
- 1,596 victims received postresponse services while 1,092 non-victims received postresponse services as well.

### FAMILY FIRST IMPLEMENTATION

- Montana has a plan approved by the administration.
- The plan was implemented on February 2022.
- Montana's Family First Plan

## Foster Care and Adoptions

- 5,036 total children were served by the foster care system in Montana in FY 2021.
- 3,083 were in care on the day of September 30th, 2021.
- 1,697 children entered care during the 2021 FY while 1,954 exited during the same year.
- 313 of Montana's children were adopted while 680 were waiting to be adopted.

There was a 9.48% decrease in the number of children in care between 2020 and 2021. Adoptions from the system also decreased by 27.55% from 2020.

102 children in Montana aged out and exited foster care in 2020. This number represents a 29.1% increase since 2019.

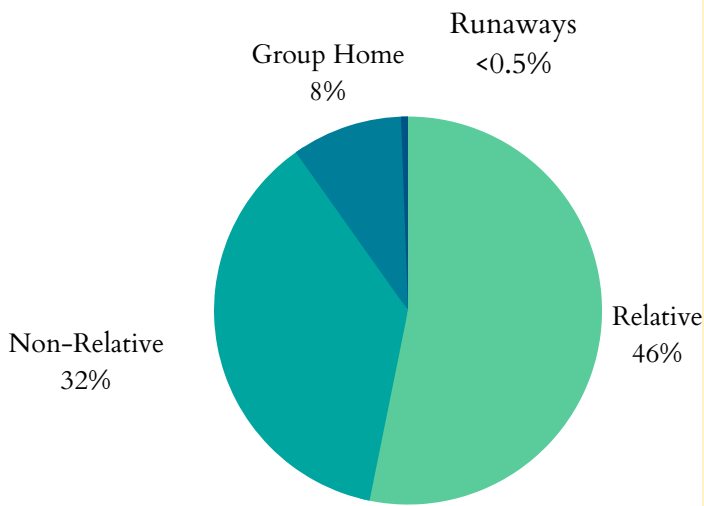
- Children in foster care in 2020 spent an average length of 21.6 months in care.
- The average length of stay in Montana for children waiting to be adopted from foster care is 37.7 months.
- The average age of children waiting to be adopted in 2020 was 8.3 years old.
- The average age of adopted children was 6 years old.

**29.1%**

The increase since 2019 in children aging out of foster care.

# Montana's Children 2023

## Where are Children in Foster Care Staying? 2020



Data from 2020 shows that 1,090 children in foster care within Montana were living with non-relatives while 1,552 stayed with a relative.

267 children were staying in group homes or institutions while 17 children were classified as runaways.

3% of households in Montana in 2020 had a grandparent living with a grandchild.

The average length of time a child in care spent living with their current relative foster family was 11.1 months.

## Child Poverty

Montana had 65,000 children in 2021 who lived with parents who lacked secure employment, representing 28% of all children.

22% of Montana's children lived in households with a high housing cost burden.

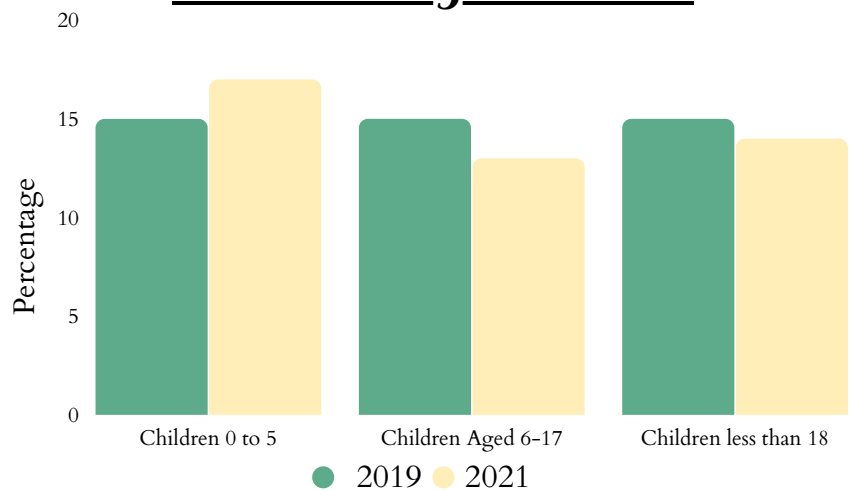
The average number of TANF recipients fell from 4,944 in 2021 to 4,252 in 2022. This represents a 14% decrease.

Montana spent \$6,819,149 on WIC in 2022, serving 13,825 people. This represents a 2.54% decrease in total participants and a 6.08% increase in spending.

90,220 people in Montana were food insecure in 2020, including 31,010 children who struggled with hunger.

38.5% of households receiving SNAP benefits in Montana in 2019 had children.

## Child Poverty Over Time



# Montana's Children

## Health

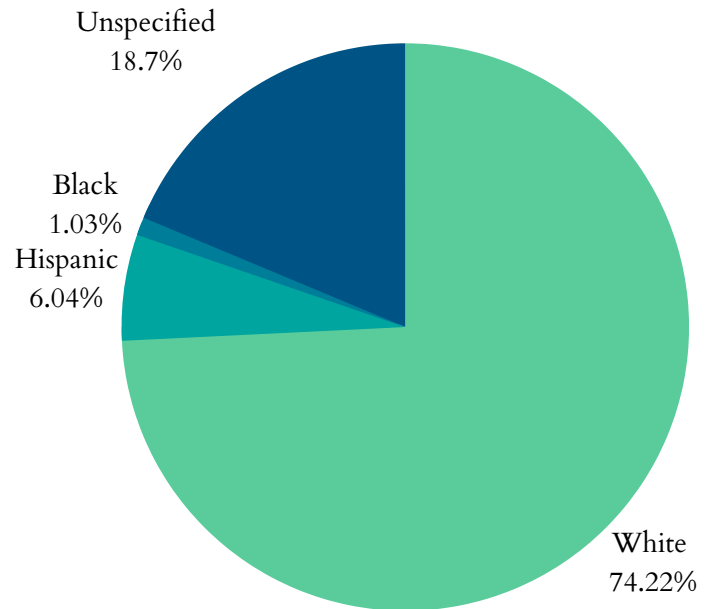
Montana had 830 low birth-weight babies born in 2020, which is constituted as babies weighing less than 5.5 pounds. This translates to 7.7% of infants born in Montana in 2020.

Montana had 1,059 of preterm births in 2020, meaning less than 37 completed weeks of gestation. 9.10% of all White babies were born prematurely while 17.74% of Black babies arrived prematurely in 2020. The total premature birth rate was 9.82%.

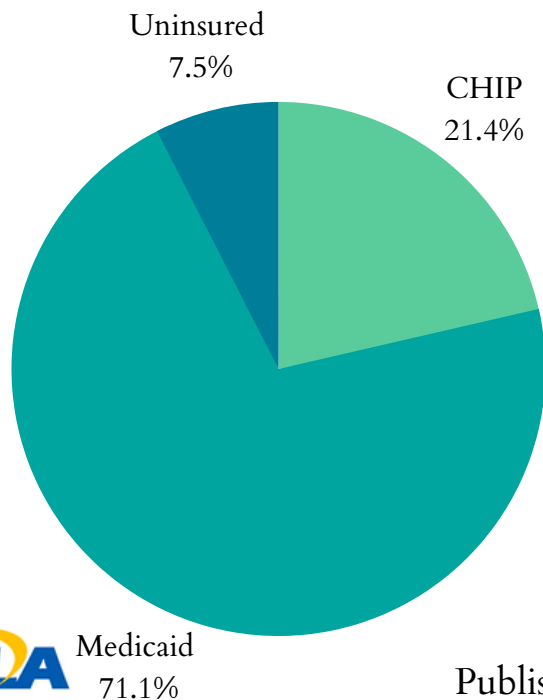
There were 411 births to mothers aged 15-19 in Montana in 2020, representing a rate of 13 in every 1,000 teen girls.

57 infants under 1 died in Montana in 2020, representing an infant mortality rate of 5.3 per 1,000.

### ***Percentage of All Preterm Births by Race or Ethnicity, 2020***



### ***Public Health Insurance Coverage for Children, 2019***



17,000 of Montana's children had no health insurance in 2021. This represents a 13.33% increase from 2019.

Montana is a Medicaid expansion state as of January 2016.

136,470 children in Montana were enrolled in Medicaid in 2020. This represents a 3.79% decrease from 2019.

40,927 children in Montana were in the state Children Health Insurance Program (CHIP) in 2020. This represents a 4.11% decrease from 2019.

# Montana's Children

## Juvenile Justice

- There were 4,355 total arrests for children under 18 in 2019.
- 413 of these arrests were for Disorderly Conduct.
- 658 arrests were made for Property Crimes.
- 324 were arrested under the charge of Drug Abuse Violations.
- 138 children lived in juvenile correction facilities in Montana in 2019. This is a decrease from 183 kids in 2017, representing a 24.6% decline.

24.6%

The decrease since 2017 of children living in juvenile correction facilities.

## Teens & Youth

- 3,000 (6%) of Montana's youth, ages 16-19, were not in school nor working in 2021.
- In 2020, Montana did not report children in aged 10-14 committing suicide and 46 reports of suicide among children and young adults aged 15-24.
- 14 children under age 19 were killed by a firearm in Montana in 2020.

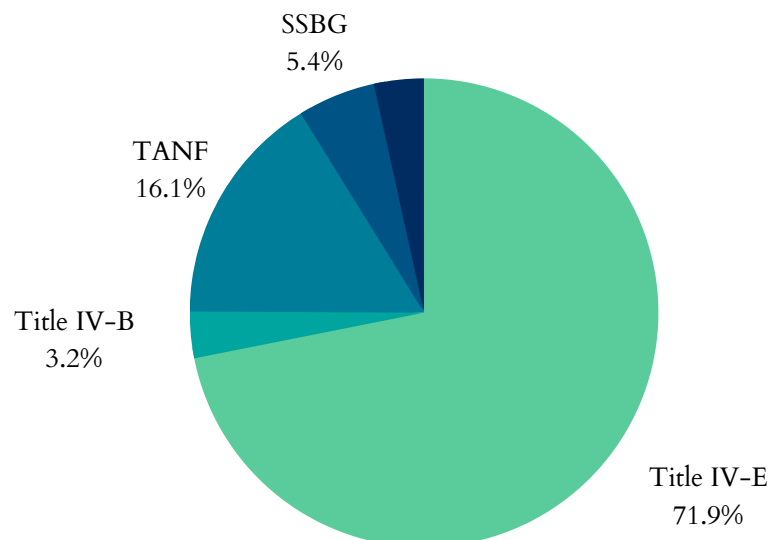
## Funding for Child Welfare Services

- Montana spent \$96,615,468 on child welfare services in 2018. Child welfare services are all of the direct and administrative services that state agencies provide to children and families.
- \$37,176,565 were allocated from the federal government and \$57,764,997 came from state and local funds.

The significant funding sectors of the \$37,176,565 in federal funding received in Montana in 2018:

- \$12,548,327 as part of the Title IV-E Total Foster Care Program.
- \$8,207,707 as part of the Title IV-E Adoption Assistance Program.
- Montana's sum of expenditures for Social Service Block Grants in 2020 was \$5,907,488.

### Federal Funding Sources, 2018



# Montana's Children

---

## **MONTANA STATE FACT SHEET**

<https://www.cwla.org/wp-content/uploads/2023/04/Montanas-Children.pdf>



## **NATIONAL AND STATE FACT SHEETS**

<https://www.cwla.org/our-work/advocacy/national-and-state-fact-sheets/>



**CWLA**

[www.cwla.org/](http://www.cwla.org/)

