

# Missouri's Children

## Child Maltreatment

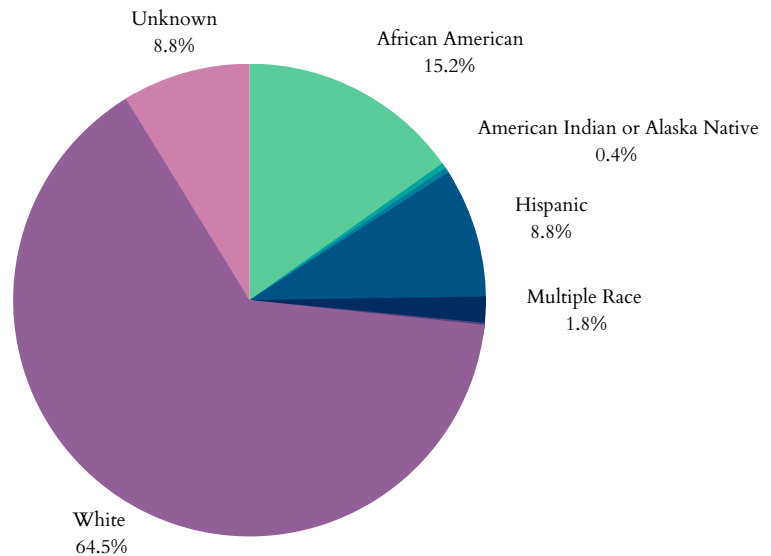
In 2021, Missouri had 85,830 total referrals for child abuse and neglect. Of those, 52,157 were screened in for response by CPS.

There were 4,262 child victims of abuse or neglect in Missouri in 2021, at a rate of 3.1 children per 1,000. This translates to a 7% decrease since 2017.

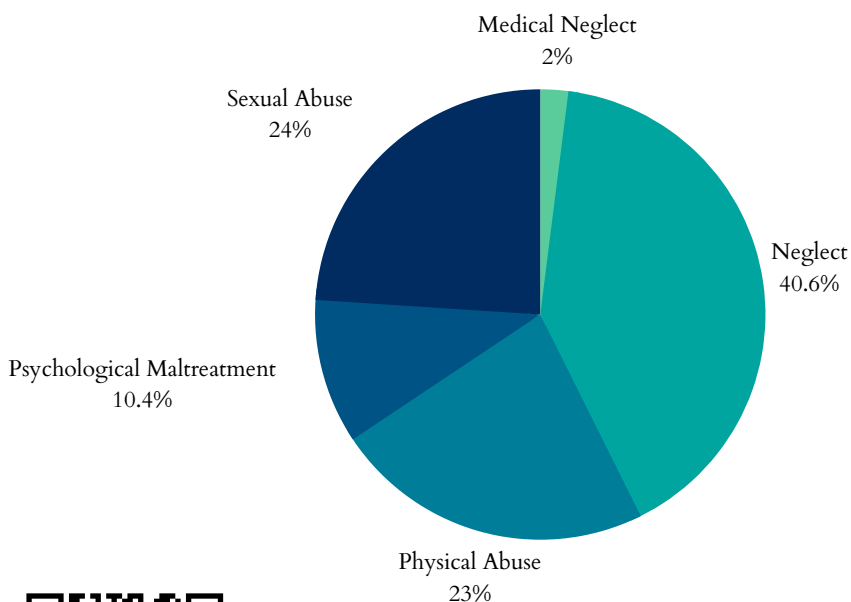
Of the 4,262 children, 3,741 were first-time victims.

The largest age group of victims was children under one, representing 358 of the 4,262 cases.

## Child Victims by Race or Ethnicity, 2021



## Types of Maltreatment Victims, 2021



- 56% of child maltreatment perpetrators in 2020 were parents of the child.
- 44% were non-parents or had an unknown relationship.
- 59% of Missouri's child victims in 2020 were female while 41% were male.

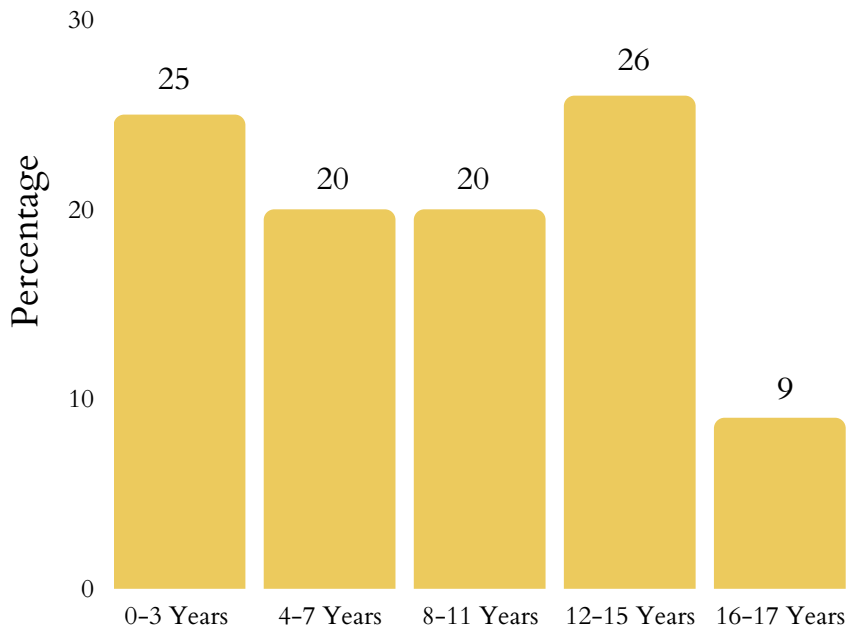
### Plans for Safe Care

- In 2021, Missouri did not report on infants screened with prenatal substance abuse exposure.
- Missouri did not report screened-in infants with plans of safe care.



# Missouri's Children

## Age Distribution of Maltreatment Victims, 2020



- Missouri reported 75 child fatalities in 2021, which is an increase from 44 in 2020.
- Missouri reported 7 total child victims of sex trafficking.
- 2,546 victims received postresponse services while 15,917 non-victims received postresponse services as well.

### FAMILY FIRST IMPLEMENTATION

- Missouri has a plan approved by the administration.
- The plan was implemented on August 2022.
- Missouri's Family First Plan

## Foster Care and Adoptions

- 19,340 total children were served by the foster care system in Missouri in FY 2021.
- 13,194 were in care on the day of September 30th, 2021.
- 6,819 children entered care during the 2021 FY while 6,146 exited during the same year.
- 1,419 of Missouri's children were adopted while 2,677 were waiting to be adopted.

There was a 4.3% increase in the number of children in care between 2020 and 2021. Adoptions from the system decreased by 14.1% from 2020.

599 children in Missouri aged out and exited foster care in 2020. This number represents a 9.1% increase since 2019.

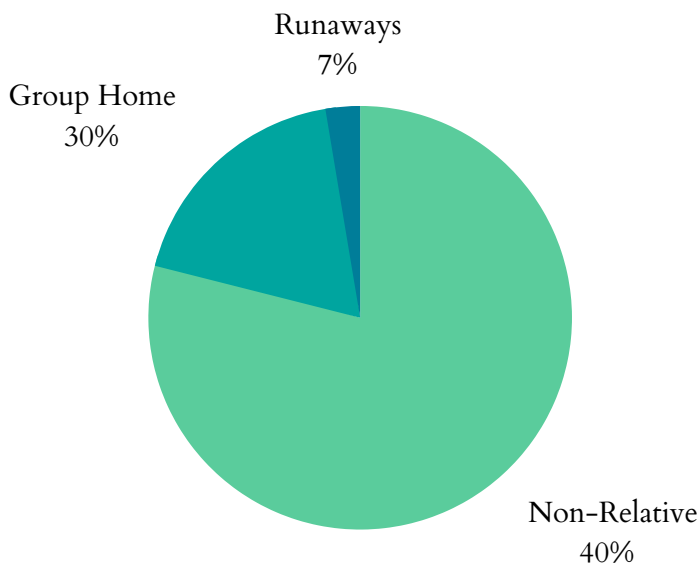
- Children in foster care in 2020 spent an average length of 18.9 months in care.
- The average length of stay in Missouri for children waiting to be adopted from foster care is 34.7 months.
- The average age of children waiting to be adopted in 2020 was 7.7 years old.
- The average age of adopted children was 6.3 years old.

**9.1%**

The increase since 2019 in children aging out of foster care.

# Missouri's Children

## Where are Children in Foster Care Staying? 2020



Data from 2020 shows that 3,838 children in foster care within Missouri were living with non-relatives while 5,040 stayed with a relative.

903 children were staying in group homes or institutions while 100 children were classified as runaways.

3% of households in Missouri in 2020 had a grandparent living with a grandchild.

The average length of time a child in care spent living with their current relative foster family was 7.4 months.

## Child Poverty

Missouri had 356,000 children in 2021 who lived with parents who lacked secure employment, representing 26% of all children.

22% of Missouri's children lived in households with a high housing cost burden.

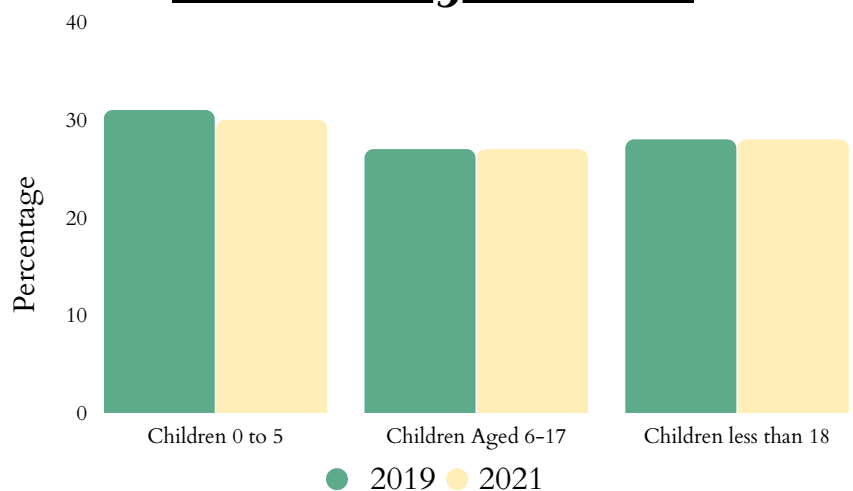
The average number of TANF recipients fell from 15,333 in 2021 to 12,480 in 2022. This represents a 18.61% decrease.

Missouri spent \$28,433,069 on WIC in 2022, serving 83,666 people. This represents a 4.34% decrease in total participants and a 0.07% decrease in spending.

695,830 people in Missouri were food insecure in 2020, including 194,070 children who struggled with hunger.

44.8% of households receiving SNAP benefits in Missouri in 2019 had children.

## Child Poverty Over Time



# Missouri's Children

## Health

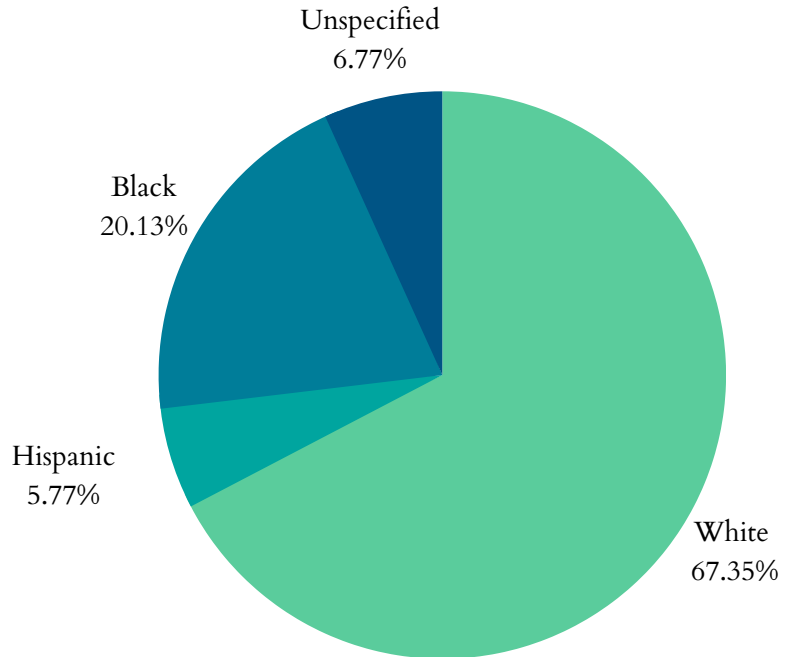
Missouri had 6,020 low birth-weight babies born in 2020, which is constituted as babies weighing less than 5.5 pounds. This translates to 8.7% of infants born in Missouri in 2020.

Missouri had 7,599 of preterm births in 2020, meaning less than 37 completed weeks of gestation. 10.21% of all White babies were born prematurely while 15.09% of Black babies arrived prematurely in 2020. The total premature birth rate was 10.98%.

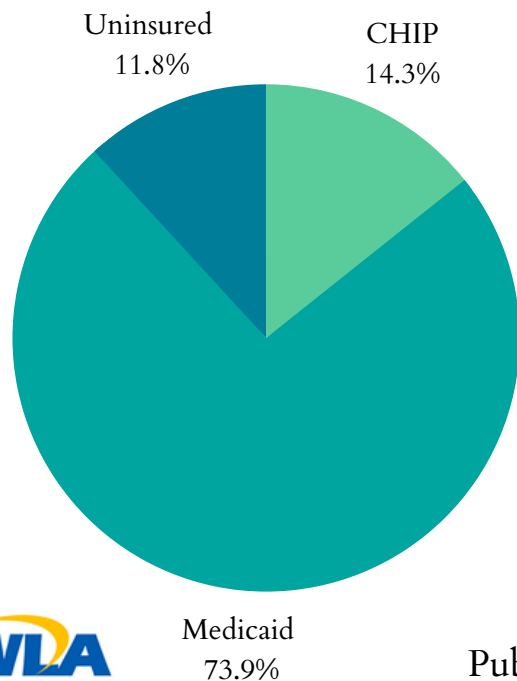
There were 3,556 births to mothers aged 15-19 in Missouri in 2020, representing a rate of 19 in every 1,000 teen girls.

392 infants under 1 died in Missouri in 2020, representing an infant mortality rate of 5.7 per 1,000.

### *Percentage of All Preterm Births by Race or Ethnicity, 2020*



### *Public Health Insurance Coverage for Children, 2019*



86,000 of Missouri's children had no health insurance in 2021. This represents a 9.47% decrease from 2019.

Missouri is a Medicaid expansion state as of October 2021.

567,029 children in Missouri were enrolled in Medicaid in 2020. This represents a 4.39% decrease from 2019.

117,301 children in Missouri were in the state Children Health Insurance Program (CHIP) in 2020. This represents a 2.18% increase from 2019.

# Missouri's Children

## Juvenile Justice

- There were 10,435 total arrests for children under 18 in 2019.
- 918 of these arrests were for Disorderly Conduct.
- 1,799 arrests were made for Property Crimes.
- 1,307 were arrested under the charge of Drug Abuse Violations.
- 588 children lived in juvenile correction facilities in Missouri in 2019. This is a decrease from 780 kids in 2017, representing a 24.6% decline.

24.6%

The decrease since 2017 of children living in juvenile correction facilities.

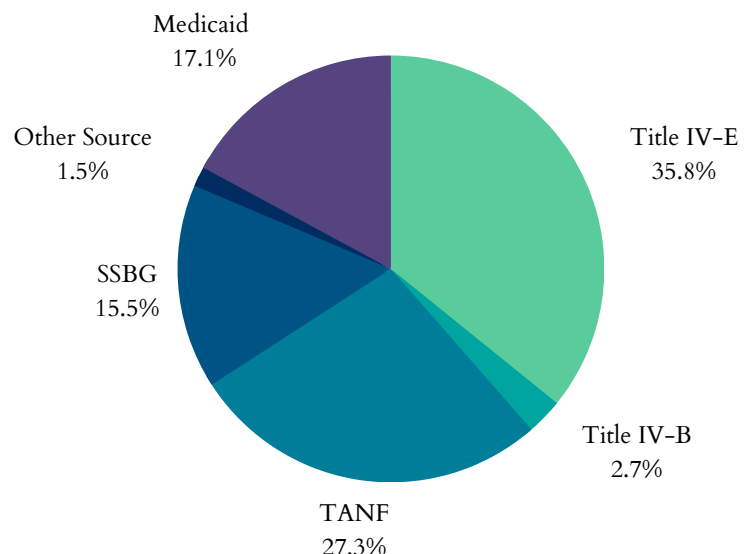
## Teens & Youth

- 24,000 (7%) of Missouri's youth, ages 16-19, were not in school nor working in 2021.
- In 2020, Missouri reported 13 children in aged 10-14 committing suicide and 157 reports of suicide among children and young adults aged 15-24.
- 131 children under age 19 were killed by a firearm in Missouri in 2020.

## Funding for Child Welfare Services

- Missouri spent \$514,915,412 on child welfare services in 2018. Child welfare services are all of the direct and administrative services that state agencies provide to children and families.
- \$324,499,563 were allocated from the federal government and \$177,902,889 came from state and local funds.

### ***Federal Funding Sources, 2018***



The significant funding sectors of the \$324,499,563 in federal funding received in Missouri in 2018:

- \$66,153,334 as part of the Title IV-E Total Foster Care Program.
- \$38,836,247 as part of the Title IV-E Adoption Assistance Program.
- Missouri's sum of expenditures for Social Service Block Grants in 2020 was \$51,467,813.

# Missouri's Children

---

## MISSOURI STATE FACT SHEET

<https://www.cwla.org/wp-content/uploads/2023/04/Missouris-Children.pdf>



## NATIONAL AND STATE FACT SHEETS

<https://www.cwla.org/our-work/advocacy/national-and-state-fact-sheets/>



**CWLA**

[www.cwla.org/](http://www.cwla.org/)

