

# Minnesota's Children

## Child Maltreatment

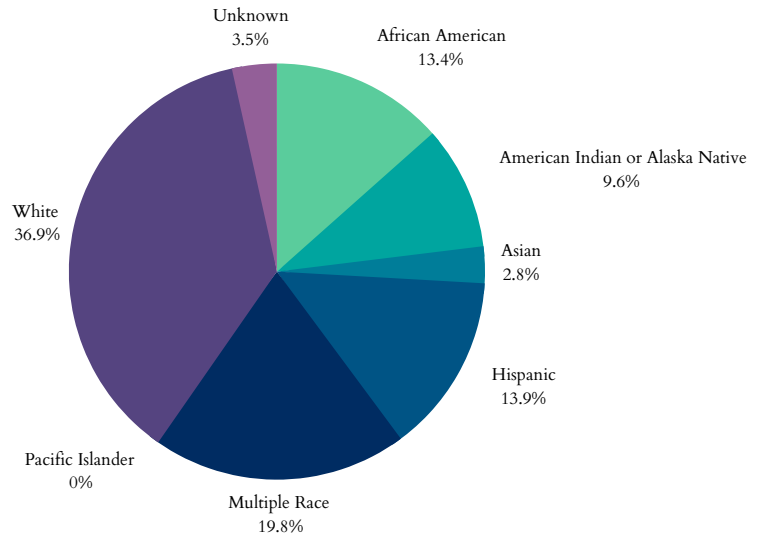
In 2021, Minnesota had 78,885 total referrals for child abuse and neglect. Of those, 25,724 were screened in for response by CPS.

There were 5,544 child victims of abuse or neglect in Minnesota in 2021, at a rate of 4.2 children per 1,000. This translates to a 36.3% decrease since 2017.

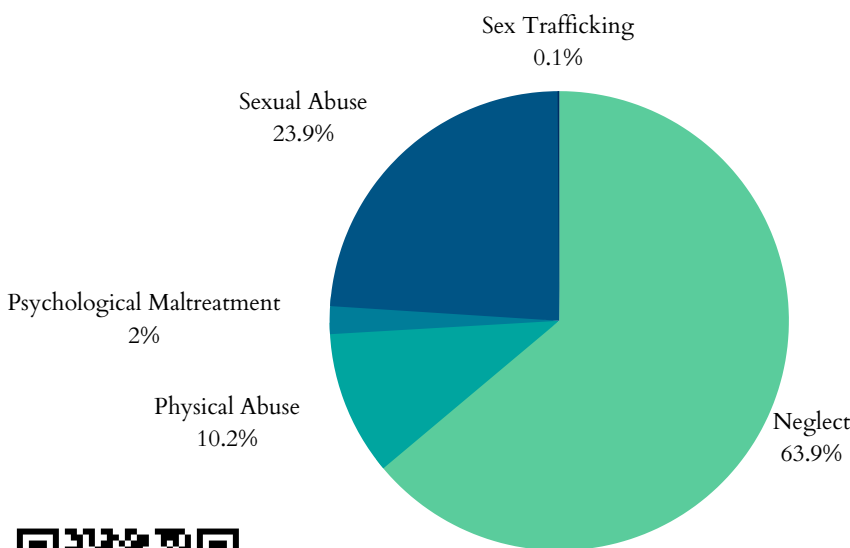
Of the 5,544 children, 5,098 were first-time victims.

The largest age group of victims was children under one, representing 894 of the 5,544 cases.

## Child Victims by Race or Ethnicity, 2021



## Types of Maltreatment Victims, 2021



- 73% of child maltreatment perpetrators in 2020 were parents of the child.
- 27% were non-parents or had an unknown relationship.
- 53% of Minnesota's child victims in 2020 were female while 47% were male.

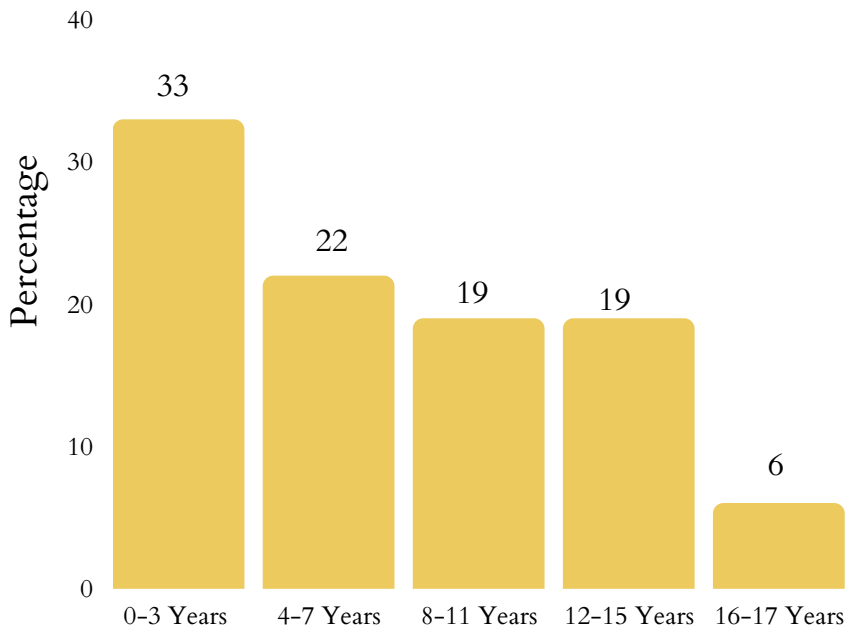
## Plans for Safe Care

- In 2021, Minnesota reported 1,759 infants screened with prenatal substance abuse exposure.
- Minnesota reported 1,509 screened-in infants with plans of safe care.



# Minnesota's Children

## Age Distribution of Maltreatment Victims, 2020



- Minnesota reported 22 child fatalities in 2021, which is an increase from 21 in 2020.
- Minnesota reported 7 total child victims of sex trafficking
- 3,866 victims received postresponse services while 8,624 non-victims received postresponse services as well.

### FAMILY FIRST IMPLEMENTATION

- Minnesota has a plan approved by the administration.

## Foster Care and Adoptions

- 12,084 total children were served by the foster care system in Minnesota in FY 2021.
- 6,870 were in care on the day of September 30th, 2021.
- 4,552 children entered care during the 2021 FY while 5,214 exited during the same year.
- 1,001 of Minnesota's children were adopted while 1,818 were waiting to be adopted.

There was a 11.5% decrease in the number of children in care between 2021 and 2020. Adoptions from the system also decreased by 4.03% from 2020.

406 children in Minnesota aged out and exited foster care in 2020. This number represents a 7.73% decrease since 2019.

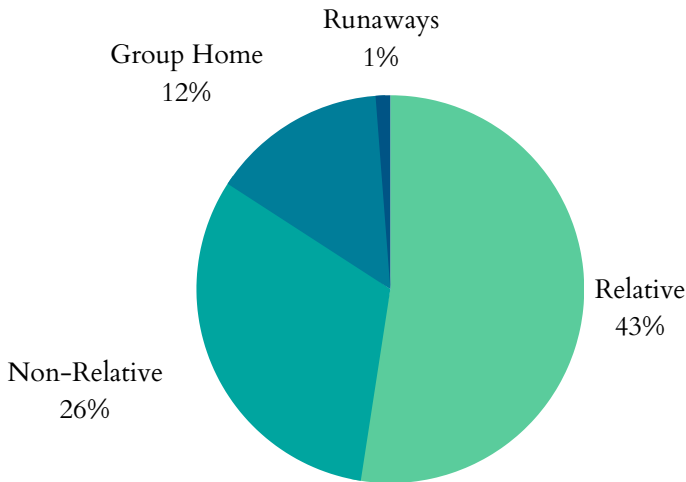
- Children in foster care in 2020 spent an average length of 20.3 months in care.
- The average length of stay in Minnesota for children waiting to be adopted from foster care is 32.6 months.
- The average age of children waiting to be adopted in 2020 was 8.1 years old.
- The average age of adopted children was 6.3 years old.

**7.73%**

The decrease since 2019 in children aging out of foster care.

# Minnesota's Children

## Where are Children in Foster Care Staying? 2020



Data from 2020 shows that 1,993 children in foster care within Minnesota were living with non-relatives while 3,333 stayed with a relative.

949 children were staying in group homes or institutions while 97 children were classified as runaways.

2% of households in Minnesota in 2020 had a grandparent living with a grandchild.

The average length of time a child in care spent living with their current relative foster family was 11.4 months.

## Child Poverty

Minnesota had 299,000 children in 2021 who lived with parents who lacked secure employment, representing 23% of all children.

21% of Minnesota's children lived in households with a high housing cost burden.

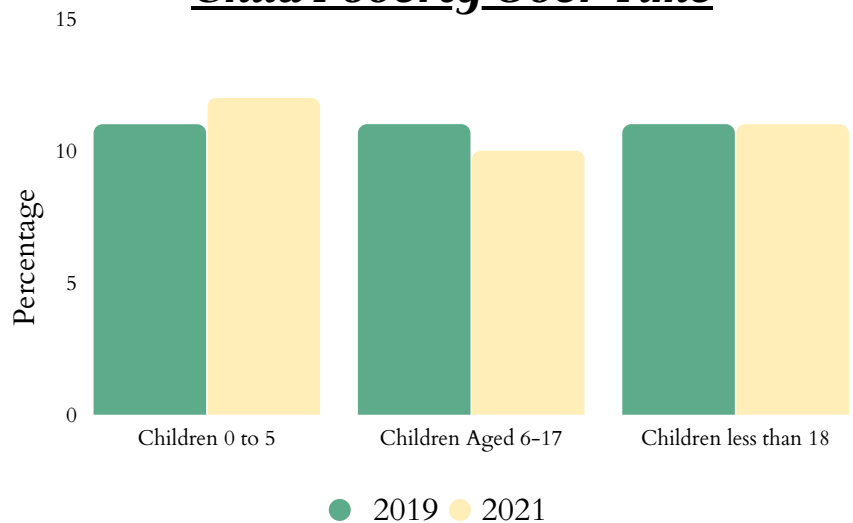
The average number of TANF recipients fell from 46,151 in 2021 to 33,823 in 2022. This represents a 26.71% decrease.

Minnesota spent \$31,316,077 on WIC in 2022, serving 99,741 people. This represents a 1.29% increase in total participants and a 3.49% decrease in spending.

338,000 people in Minnesota were food insecure in 2020, including 121,140 children who struggled with hunger.

38.5% of households receiving SNAP benefits in Minnesota in 2019 had children.

## Child Poverty Over Time



# Minnesota's Children

## Health

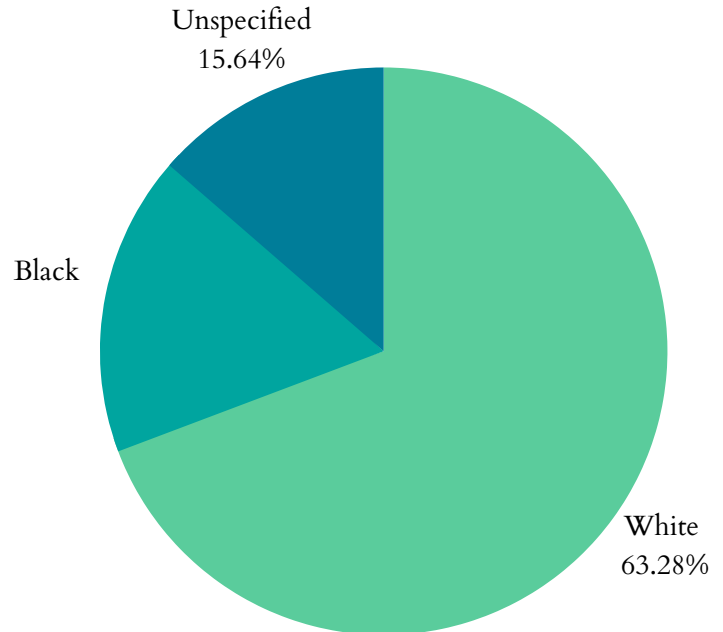
Minnesota had 4,229 low birth-weight babies born in 2020, which is constituted as babies weighing less than 5.5 pounds. This translates to 6.7% of infants born in Minnesota in 2020.

Minnesota had 5,773 of preterm births in 2020, meaning less than 37 completed weeks of gestation. 8.68% of all White babies were born prematurely while 11.19% of Black babies arrived prematurely in 2020. The total premature birth rate was 9.11%.

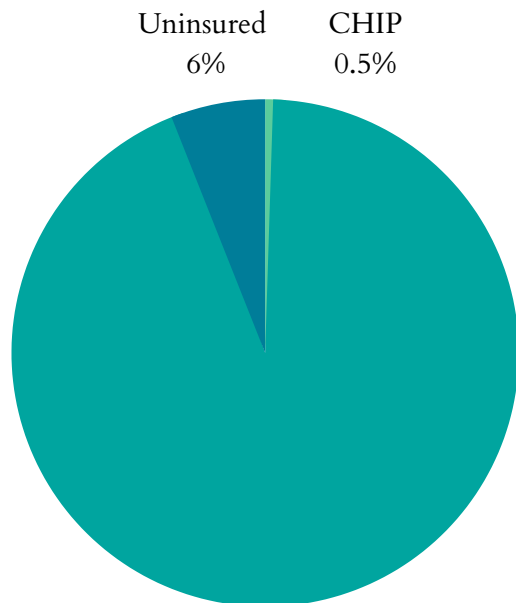
There were 1,611 births to mothers aged 15-19 in Minnesota in 2020, representing a rate of 9 in every 1,000 teen girls.

264 infants under 1 died in Minnesota in 2020, representing an infant mortality rate of 4.2 per 1,000.

### ***Percentage of All Preterm Births by Race or Ethnicity, 2020***



### ***Public Health Insurance Coverage for Children, 2019***



44,000 of Minnesota's children had no health insurance in 2021. This represents a 4.76% increase from 2019.

Minnesota is a Medicaid expansion state as of January 2014.

627,140 children in Minnesota were enrolled in Medicaid in 2020. This represents a 3.91% decrease from 2019.

3,363 children in Minnesota were in the state Children Health Insurance Program (CHIP) in 2020. This represents a 4.3% decrease from 2019.

# Minnesota's Children

## Juvenile Justice

- There were 18,594 total arrests for children under 18 in 2019.
- 1,933 of these arrests were for Disorderly Conduct.
- 3,968 arrests were made for Property Crimes.
- 1,412 were arrested under the charge of Drug Abuse Violations.
- 948 children lived in juvenile correction facilities in Minnesota in 2019. This is a increase from 675 kids in 2017, representing a 40.4% decline.

40.4%

The increase since 2017 of children living in juvenile correction facilities.

## Teens & Youth

- 14,000 (5%) of Minnesota's youth, ages 16-19, were not in school nor working in 2021.
- In 2020, Minnesota did not report the number of children aged 10-14 committing suicide and 98 reports of suicide among children and young adults aged 15-24.
- 46 children under age 19 were killed by a firearm in Minnesota in 2020.

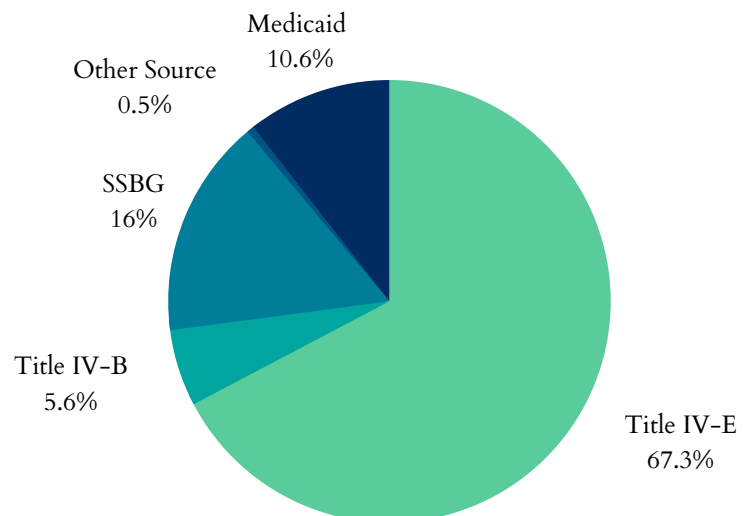
## Funding for Child Welfare Services

- Minnesota spent \$690,047,880 on child welfare services in 2018. Child welfare services are all of the direct and administrative services that state agencies provide to children and families.
- \$204,696,335 were allocated from the federal government and \$484,330,528 came from state and local funds.

The significant funding sectors of the \$204,696,335 in federal funding received in Minnesota in 2018:

- \$54,894,982 as part of the Title IV-E Total Foster Care Program.
- \$34,321,884 as part of the Title IV-E Adoption Assistance Program.
- Minnesota's sum of expenditures for Social Service Block Grants in 2020 was \$31,859,130.

### Federal Funding Sources, 2018



# Minnesota's Children

---

## MINNESOTA STATE FACT SHEET

<https://www.cwla.org/wp-content/uploads/2023/04/Minnesotas-Children.pdf>



## NATIONAL AND STATE FACT SHEETS

<https://www.cwla.org/our-work/advocacy/national-and-state-fact-sheets/>



**CWLA**

[www.cwla.org/](http://www.cwla.org/)

