

Michigan's Children

Child Maltreatment

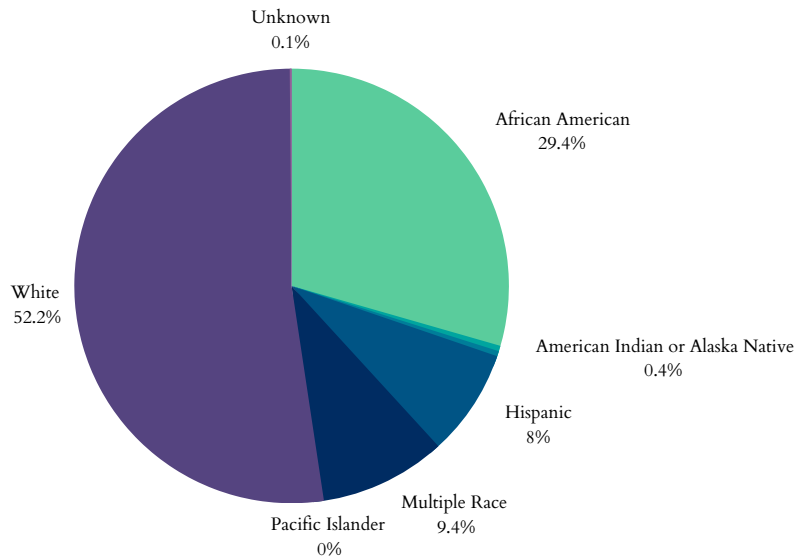
In 2021, Michigan had 159,841 total referrals for child abuse and neglect. Of those, 65,277 were screened in for response for CPS.

There were 24,515 child victims of abuse or neglect in Michigan in 2021, at a rate of 11.4 children per 1,000. This translates to a 35.6% decrease since 2017.

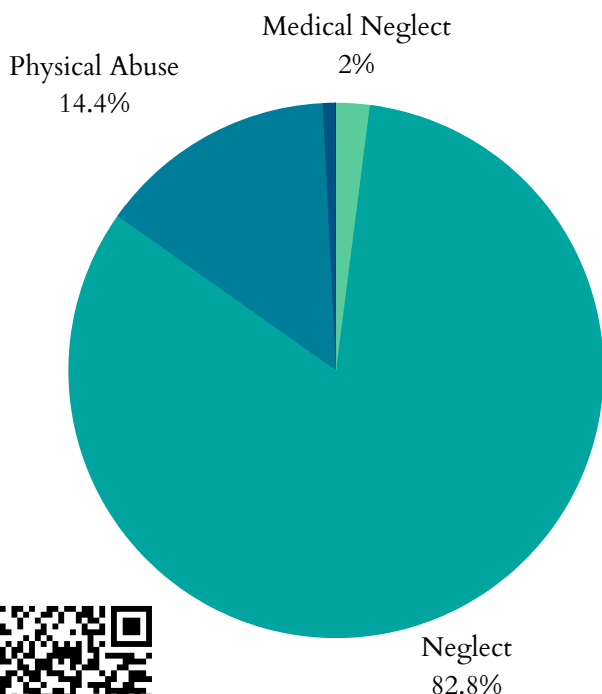
Of the 24,515 children, 15,378 were first-time victims.

The largest age group of victims was children under one, representing 2,974 of the 24,515 cases.

Child Victims by Race or Ethnicity, 2021



Types of Maltreatment Victims, 2021



- 77% of child maltreatment perpetrators in 2020 were parents of the child.
- 23% were non-parents or had an unknown relationship.
- 50% of Michigan's child victims in 2020 were female while 50% were male.

Plans for Safe Care

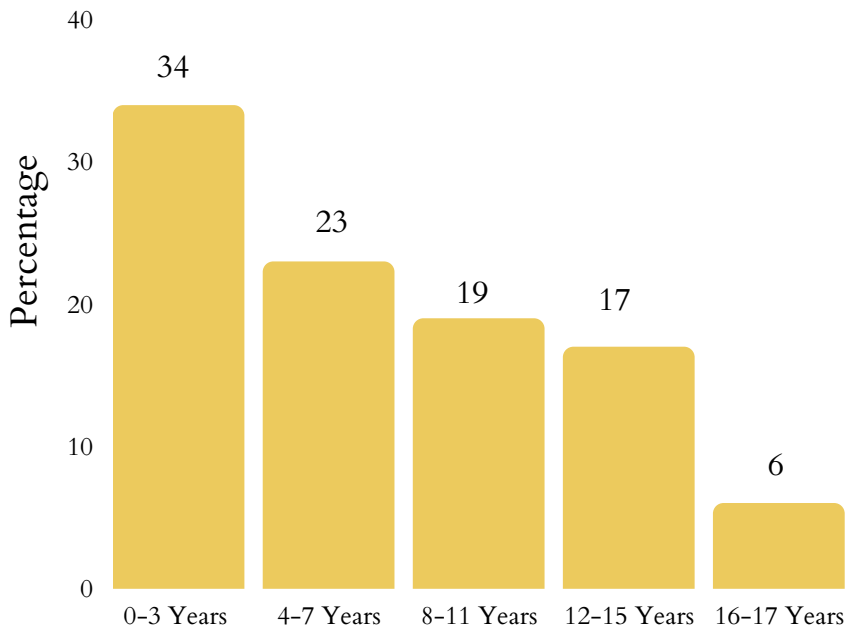
- In 2021, Michigan reported 6,750 infants screened with prenatal substance abuse exposure.
- Michigan reported 6,549 screened-in infants with plans of safe care.



Published April 2023

Michigan's Children

Age Distribution of Maltreatment Victims, 2020



- Michigan reported 35 child fatalities in 2021, which is a decrease from 43 in 2020.
- Michigan reported 16 total child victims of sex trafficking.
- 7,667 victims received postresponse services while 13,236 non-victims received postresponse services as well.

FAMILY FIRST IMPLEMENTATION

- Michigan has a plan approved by the administration.
- The plan was implemented on August 2021.
- Michigan's Family First Plan

Foster Care and Adoptions

- 14,474 total children were served by the foster care system in Michigan in FY 2021.
- 9,529 were in care on the day of September 30th, 2021.
- 3,837 children entered care during the 2021 FY while 4,945 exited during the same year.
- 1,689 of Michigan's children were adopted while 3,321 were waiting to be adopted.

There was a 10.62% decrease in the number of children in care between 2020 and 2021. Adoptions from the system also decreased by 8.75% from 2020.

556 children in Michigan aged out and exited foster care in 2020. This number represents a 13.3% decrease since 2019.

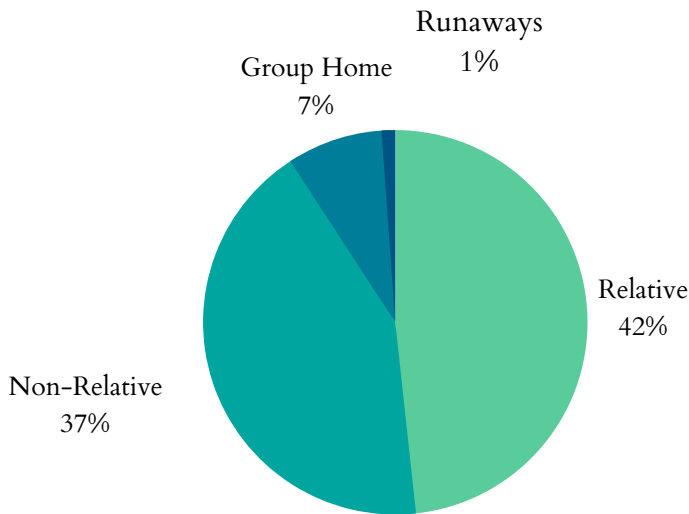
- Children in foster care in 2020 spent an average length of 21.2 months in care.
- The average length of stay in Michigan for children waiting to be adopted from foster care is 30.6 months.
- The average age of children waiting to be adopted in 2020 was 7.6 years old.
- The average age of adopted children was 6 years old.

13.3%

The decrease since 2019 in children aging out of foster care.

Michigan's Children

Where are Children in Foster Care Staying? 2020



Data from 2020 shows that 3,988 children in foster care within Michigan were living with non-relatives while 4,482 stayed with a relative.

716 children were staying in group homes or institutions while 88 children were classified as runaways.

3% of households in Michigan in 2020 had a grandparent living with a grandchild.

The average length of time a child in care spent living with their current relative foster family was 10 months.

Child Poverty

Michigan had 680,000 children in 2021 who lived with parents who lacked secure employment, representing 32% of all children.

25% of Michigan's children lived in households with a high housing cost burden.

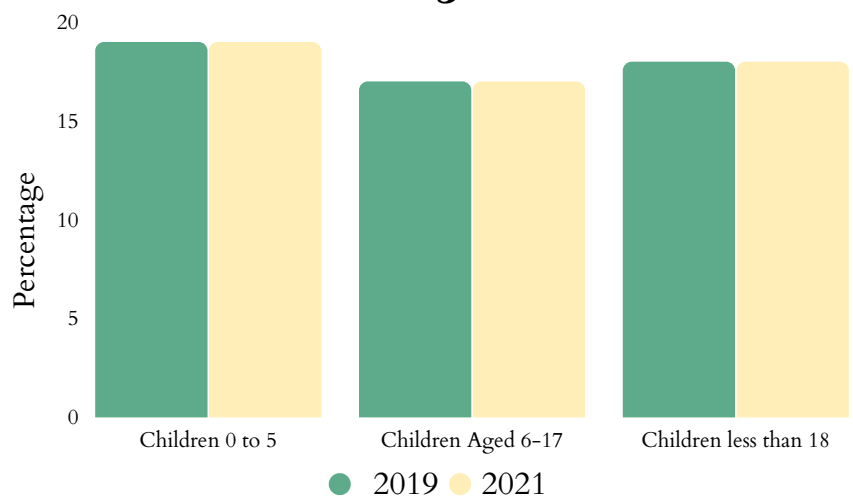
The average number of TANF recipients decreased from 23,112 in 2021 to 22,034 in 2022. This represents a 4.66% decrease.

Michigan spent \$63,569,500 on WIC in 2022, serving 200,223 people. This represents a 3.42% decrease in total participants and a 8.56% increase in spending.

1,150,150 people in Michigan were food insecure in 2020, including 297,150 children who struggled with hunger.

33.8% of households receiving SNAP benefits in Michigan in 2019 had children.

Child Poverty Over Time



Michigan's Children

Health

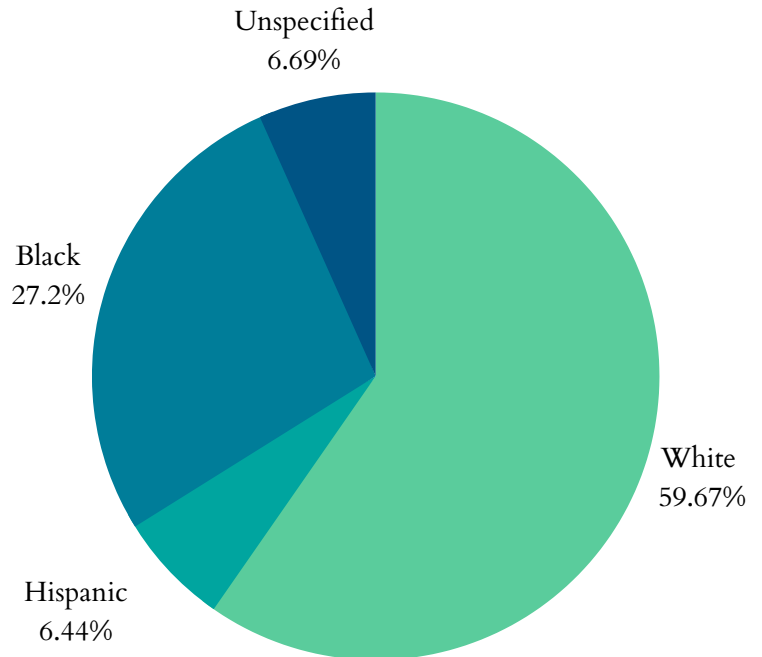
Michigan had 9,288 low birth-weight babies born in 2020, which is constituted as babies weighing less than 5.5 pounds. This translates to 8.9% of infants born in Michigan in 2020.

Michigan had 10,639 of preterm births in 2020, meaning less than 37 completed weeks of gestation. 9.02% of all White babies were born prematurely while 14.97% of Black babies arrived prematurely in 2020. The total premature birth rate was 10.23%.

There were 4,190 births to mothers aged 15-19 in Michigan in 2020, representing a rate of 14 in every 1,000 teen girls.

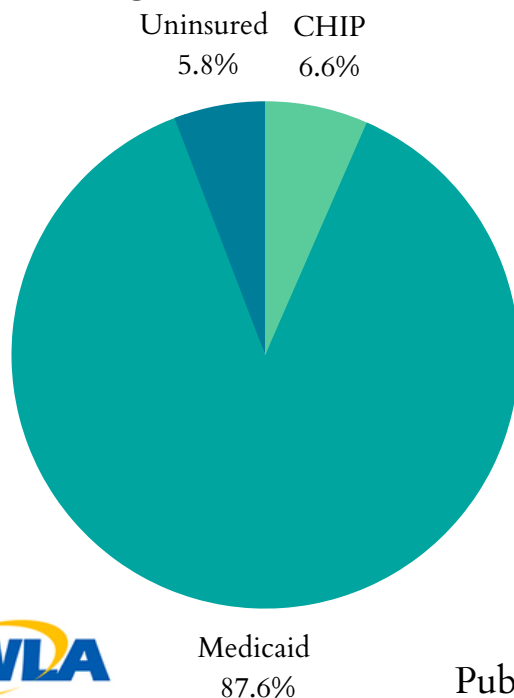
704 infants under 1 died in Michigan in 2020, representing an infant mortality rate of 6.8 per 1,000.

Percentage of All Preterm Births by Race or Ethnicity, 2020



Public Health Insurance

Coverage for Children, 2019



69,000 of Michigan's children had no health insurance in 2021. This represents a 11.54% decrease from 2019.

Michigan is a Medicaid expansion state as of April 2014.

1,150,183 children in Michigan were enrolled in Medicaid in 2020. This represents a 2.09% decrease from 2019.

71,853 children in Michigan were in the state Children Health Insurance Program (CHIP) in 2020. This represents a 18.3% decrease from 2019.

Michigan's Children

Juvenile Justice

- There were 11,172 total arrests for children under 18 in 2019.
- 408 of these arrests were for Disorderly Conduct.
- 2,646 arrests were made for Property Crimes.
- 403 were arrested under the charge of Drug Abuse Violations.
- 1,353 children lived in juvenile correction facilities in Michigan in 2019. This is a increase from 1,260 kids in 2017, representing a 6.9% increase.

6.9%

The increase since 2017 of children living in juvenile correction facilities.

Teens & Youth

- 39,000 (7%) of Michigan's youth, ages 16-19, were not in school nor working in 2021.
- In 2020, there were 14 reports of children in Michigan aged 10-14 committing suicide and 190 reports of suicide among children and young adults aged 15-24.
- 117 children under age 19 were killed by a firearm in Michigan in 2020.

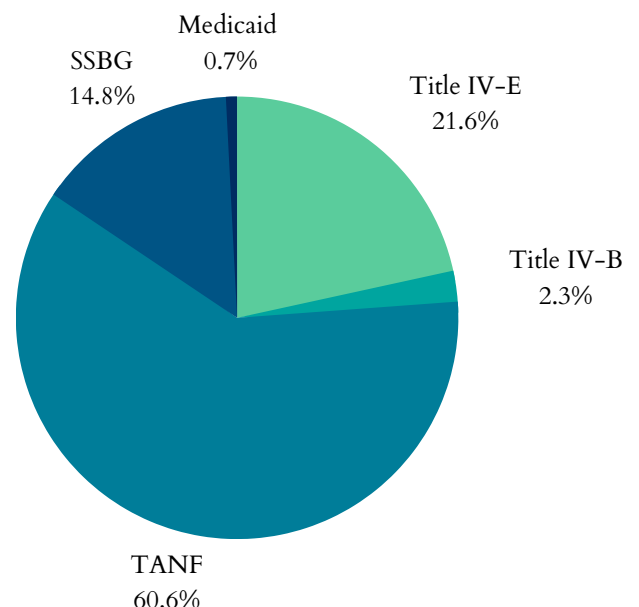
Funding for Child Welfare Services

- Michigan spent \$1,281,121,489 on child welfare services in 2018. Child welfare services are all of the direct and administrative services that state agencies provide to children and families.
- \$853,527,106 were allocated from the federal government and \$424,266,810 came from state and local funds.

The significant funding sectors of the \$853,527,106 in federal funding received in Michigan in 2018:

- \$81,491,803 as part of the Title IV-E Total Foster Care Program.
- \$91,060,693 as part of the Title IV-E Adoption Assistance Program.
- Michigan's sum of expenditures for Social Service Block Grants in 2020 was \$125,933,805.

Federal Funding Sources, 2018



Michigan's Children

MICHIGAN FACT SHEET

<https://www.cwla.org/wp-content/uploads/2023/04/Michigans-Children.pdf>



NATIONAL AND STATE FACT SHEETS

<https://www.cwla.org/our-work/advocacy/national-and-state-fact-sheets/>



CWLA

www.cwla.org/

