

Massachusetts' Children

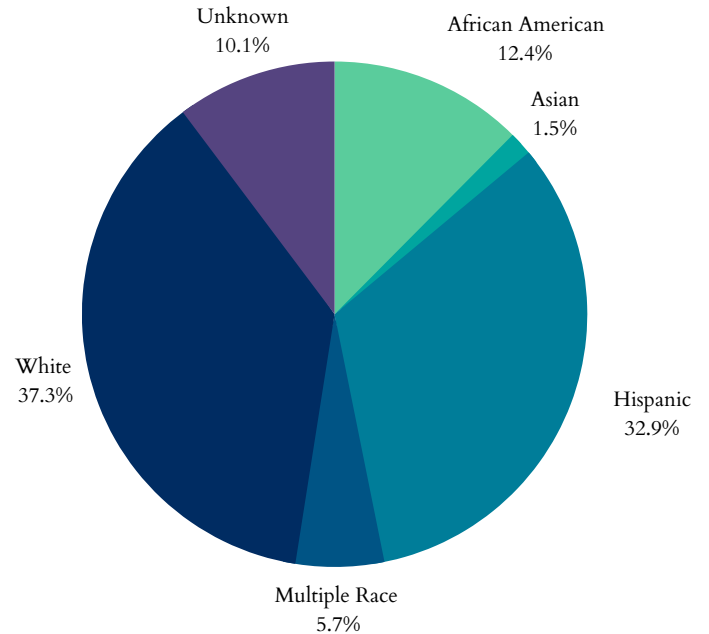
Child Maltreatment

In 2021, Massachusetts had 74,355 total referrals for child abuse and neglect. Of those, 39,811 were screened in for response for CPS. There were 22,654 child victims of abuse or neglect in Massachusetts in 2021, at a rate of 16.6 children per 1,000. This translates to a 9.2% decrease since 2017.

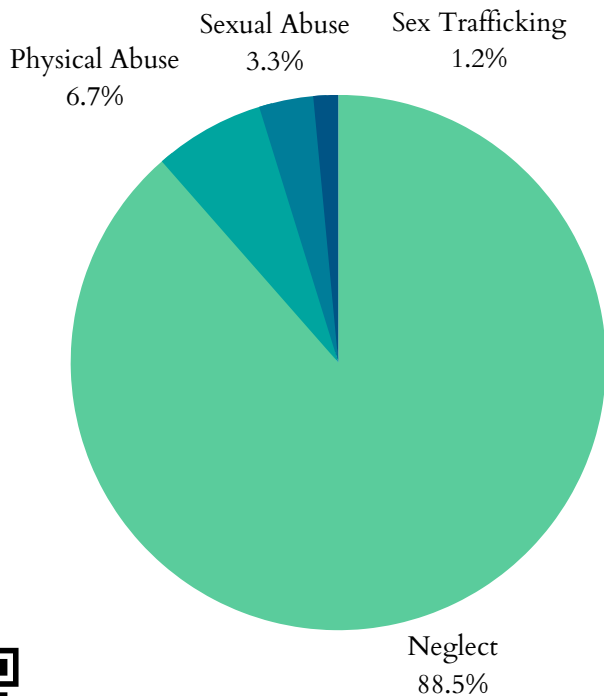
Of the 22,654 children, 12,229 were first-time victims.

The largest age group of victims was children under one, representing 2,499 of the 22,654 cases.

Child Victims by Race or Ethnicity, 2021



Types of Maltreatment Victims, 2021



- 80% of child maltreatment perpetrators in 2020 were parents of the child.
- 20% were non-parents or had an unknown relationship.
- 50% of Massachusetts's child victims in 2020 were female while 49% were male.

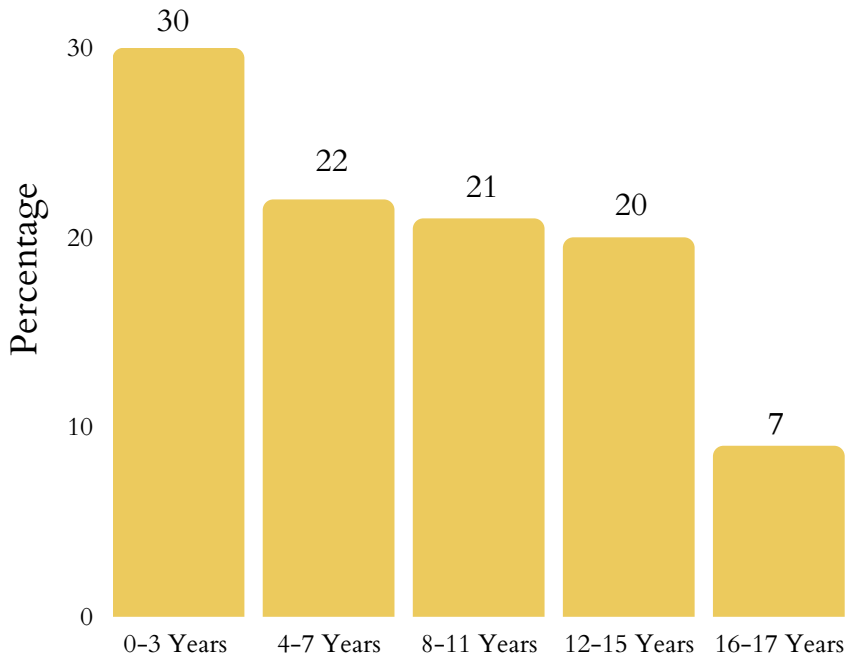
Plans for Safe Care

- In 2021, Massachusetts reported 1,843 infants screened with prenatal substance abuse exposure.
- Massachusetts reported 1,157 screened-in infants with plans of safe care.



Massachusetts' Children

Age Distribution of Maltreatment Victims, 2020



- Massachusetts did not report any child fatalities in 2020 or in 2021.
- Massachusetts reported 357 total child victims of sex trafficking.
- 23,364 victims received post-response services while 34,534 non-victims received post-response services as well.

FAMILY FIRST IMPLEMENTATION

- Massachusetts has a plan approved by the administration.
- The plan was implemented on February 2022.
- Massachusetts's Family First Plan

Foster Care and Adoptions

- 13,593 total children were served by the foster care system in Massachusetts in FY 2021.
- 9,191 were in care on the day of September 30th, 2021.
- 4,397 children entered care during the 2021 FY while 4,402 exited during the same year.
- 755 of Massachusetts's children were adopted while 3,485 were waiting to be adopted.

There was a 1.38% decrease in the number of children in care between 2021 and 2020. Adoptions from the system also decreased by 0.92% from 2020.

743 children in Massachusetts aged out and exited foster care in 2020. This number represents a 6.3% decrease since 2019.

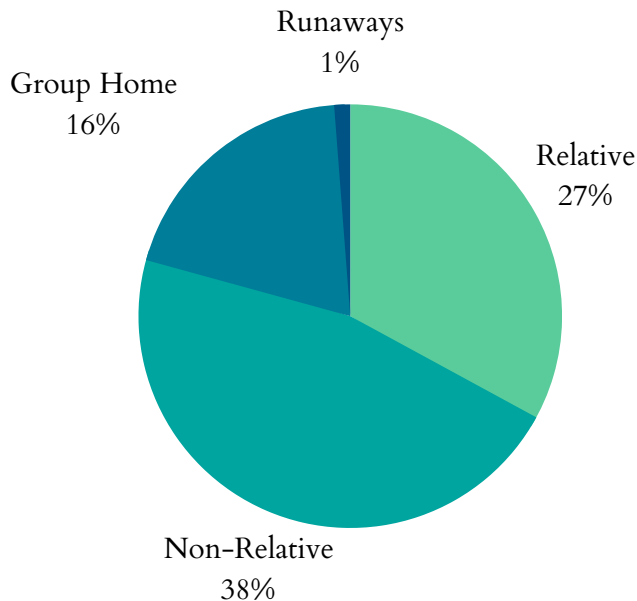
- Children in foster care in 2020 spent an average length of 25.2 months in care.
- The average length of stay in Massachusetts for children waiting to be adopted from foster care is 38.4 months.
- The average age of children waiting to be adopted in 2020 was 7.1 years old.
- The average age of adopted children was 5.5 years old.

6.3%

The decrease since 2019 in children aging out of foster care.

Massachusetts' Children

Where are Children in Foster Care Staying? 2020



Data from 2020 shows that 3,562 children in foster care within Massachusetts were living with non-relatives while 2,490 stayed with a relative.

1,448 children were staying in group homes or institutions while 84 children were classified as runaways.

3% of households in Massachusetts in 2020 had a grandparent living with a grandchild.

The average length of time a child in care spent living with their current relative foster family was 12.8 months.

Child Poverty

Massachusetts had 396,000 children in 2021 who lived with parents who lacked secure employment, representing 29% of all children.

30% of Massachusetts's children lived in households with a high housing cost burden in 2021.

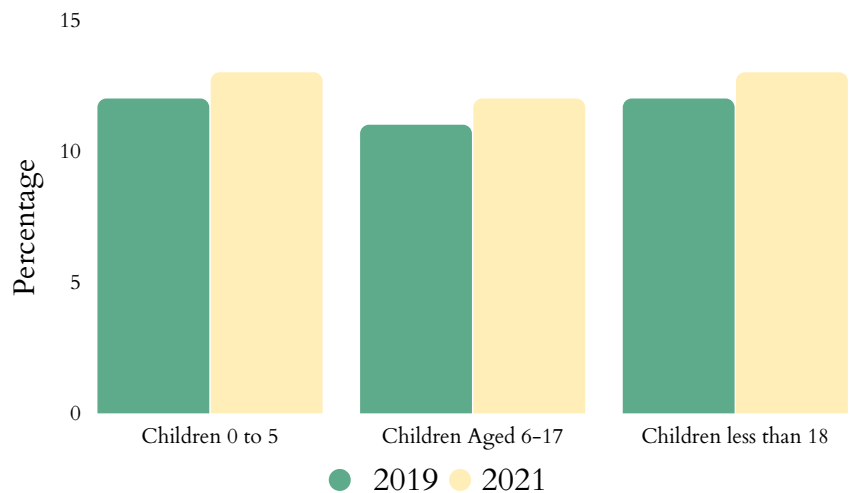
The average number of TANF recipients increased from 56,841 in 2021 to 75,706 in 2022. This represents a 33.19% increase.

Massachusetts spent \$27,305,449 on WIC in 2022, serving 115,590 people. This represents a 3.85% increase in total participants and a 6.95% increase in spending.

497,250 people in Massachusetts were food insecure in 2020, including 119,330 children who struggled with hunger.

30.9% of households receiving SNAP benefits in Massachusetts in 2019 had children.

Child Poverty Over Time



Massachusetts' Children

Health

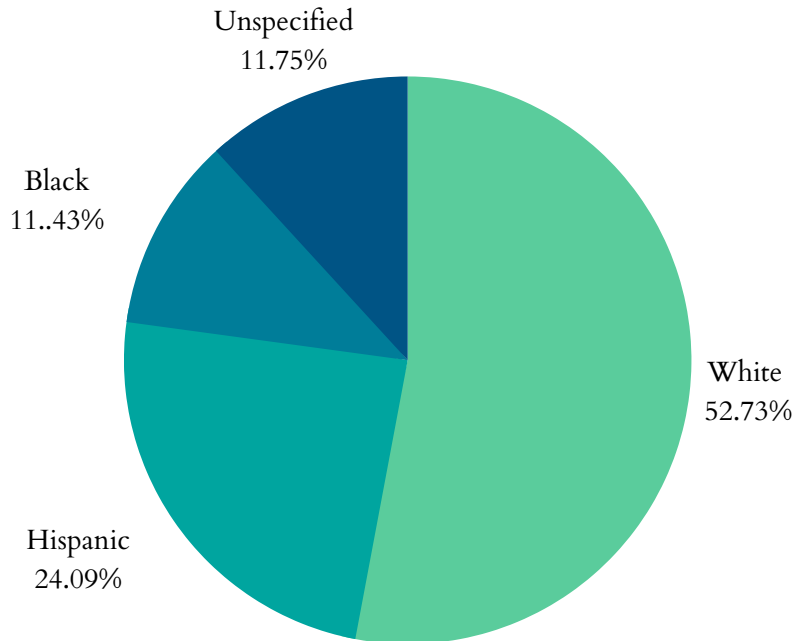
Massachusetts had 4,883 low birth-weight babies born in 2020, which is constituted as babies weighing less than 5.5 pounds. This translates to 7.4% of infants born in Massachusetts in 2020.

Massachusetts had 5,811 of preterm births in 2020, meaning less than 37 completed weeks of gestation. 8.21% of all White babies were born prematurely while 10.09% of Black babies arrived prematurely in 2020. The total premature birth rate was 8.78%.

There were 1,354 births to mothers aged 15-19 in Massachusetts in 2020, representing a rate of 6 in every 1,000 teen girls.

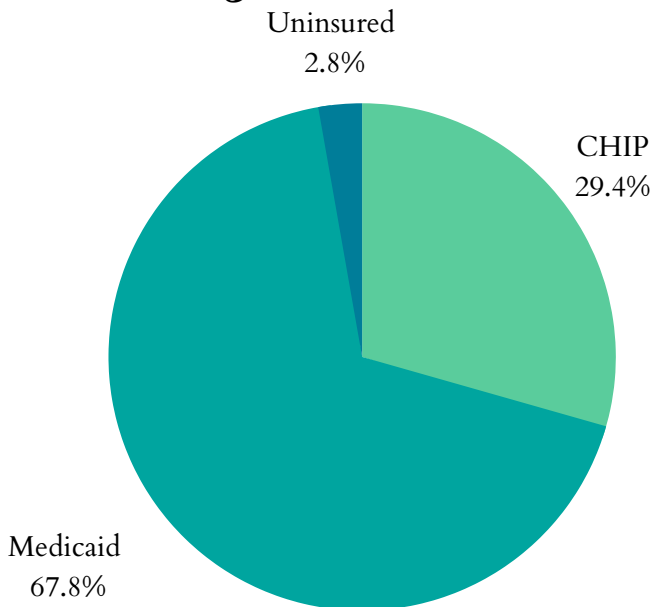
261 infants under 1 died in Massachusetts in 2020, representing an infant mortality rate of 3.9 per 1,000.

Percentage of All Preterm Births by Race or Ethnicity, 2020



Public Health Insurance

Coverage for Children, 2019



18,000 of Massachusetts's children had no health insurance in 2021. This represents a 18.18% decrease from 2019.

Massachusetts is a Medicaid expansion state as of January 2014.

529,964 children in Massachusetts were enrolled in Medicaid in 2020. This represents a 1.52% decrease from 2019.

219,055 children in Massachusetts were in the state Children Health Insurance Program (CHIP) in 2020. This represents a 6.13% decrease from 2019.

Massachusetts' Children

Juvenile Justice

- There were 4,141 total arrests for children under 18 in 2019.
- 167 of these arrests were for Disorderly Conduct.
- 652 arrests were made for Property Crimes.
- 110 were arrested under the charge of Drug Abuse Violations.
- 288 children lived in juvenile correction facilities in Massachusetts in 2019. This is a decrease from 309 kids in 2017, representing a 6.8% decline.

6.8%

The decrease since 2017 of children living in juvenile correction facilities.

Teens & Youth

- 17,000 (5%) of Massachusetts's youth, ages 16-19, were not in school nor working in 2021.
- In 2020, there were no reports of children in Massachusetts aged 10-14 committing suicide and 70 reports of suicide among children and young adults aged 15-24.
- 21 children under age 19 were killed by a firearm in Massachusetts in 2020.

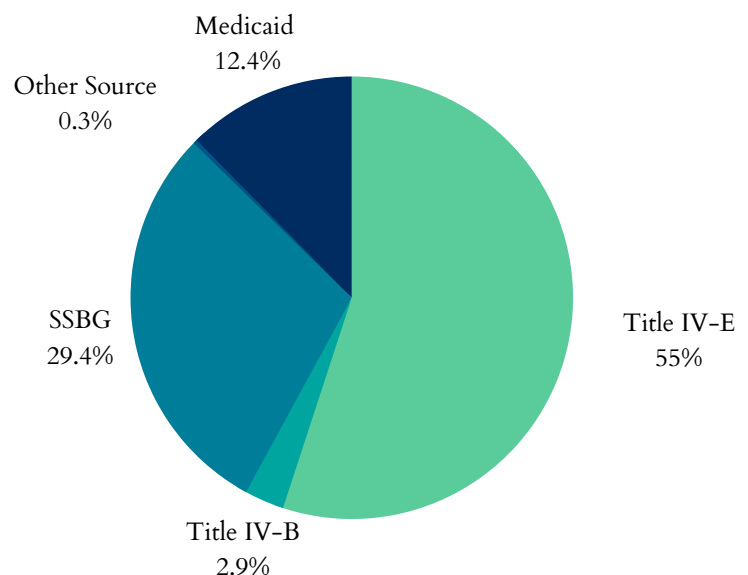
Funding for Child Welfare Services

- Massachusetts spent \$1,220,742,341 on child welfare services in 2018. Child welfare services are all of the direct and administrative services that state agencies provide to children and families.
- \$267,153,930 were allocated from the federal government and \$946,788,205 came from state and local funds.

Federal Funding Sources, 2018

The significant funding sectors of the \$267,153,930 in federal funding received in Massachusetts in 2018:

- \$101,634,176 as part of the Title IV-E Total Foster Care Program.
- \$27,857,660 as part of the Title IV-E Adoption Assistance Program.
- Massachusetts's sum of expenditures for Social Service Block Grants in 2020 was \$78,591,600.



Massachusetts' Children

MASSACHUSETTS FACT SHEET

<https://www.cwla.org/wp-content/uploads/2023/04/Massachusetts-Children.pdf>



NATIONAL AND STATE FACT SHEETS

<https://www.cwla.org/our-work/advocacy/national-and-state-fact-sheets/>



CWLA

www.cwla.org/

