

Maryland's Children

Child Maltreatment

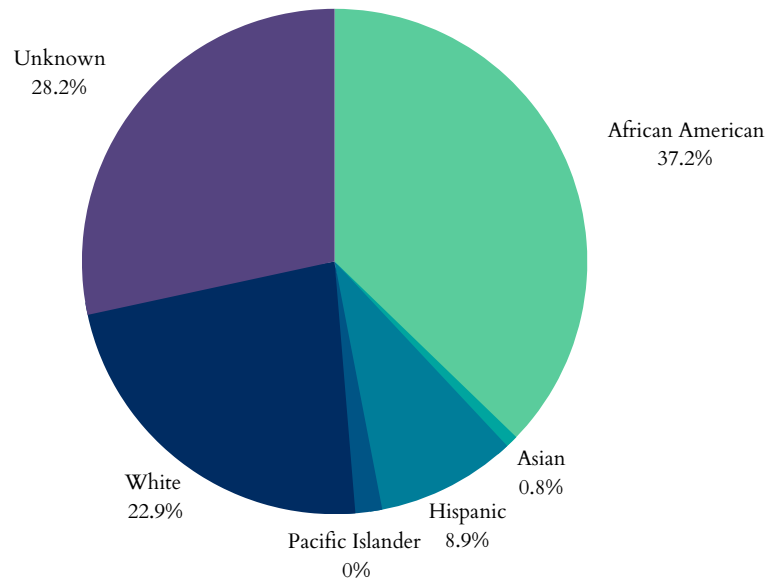
In 2021, Maryland had 51,048 total referrals for child abuse and neglect. Of those, 17,289 were screened in for response by CPS.

There were 6,303 child victims of abuse or neglect in Maryland in 2021, at a rate of 4.6 children per 1,000. This translates to a 16.8% decrease since 2017.

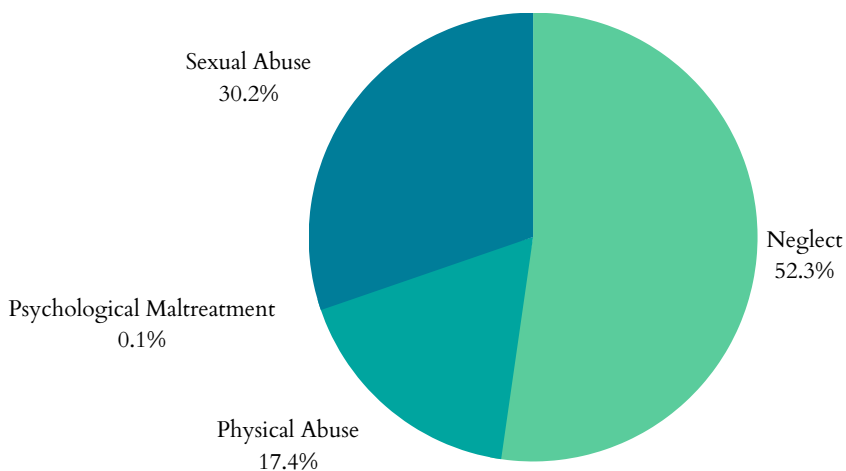
Of the 6,303 children, 4,203 were first-time victims.

The largest age group of victims was children under one, representing 511 of the 6,303 cases.

Child Victims by Race or Ethnicity, 2020



Types of Maltreatment Victims, 2021



- 57% of child maltreatment perpetrators in 2020 were parents of the child.
- 43% were non-parents or had an unknown relationship.
- 57% of Maryland's child victims in 2020 were female while 43% were male.

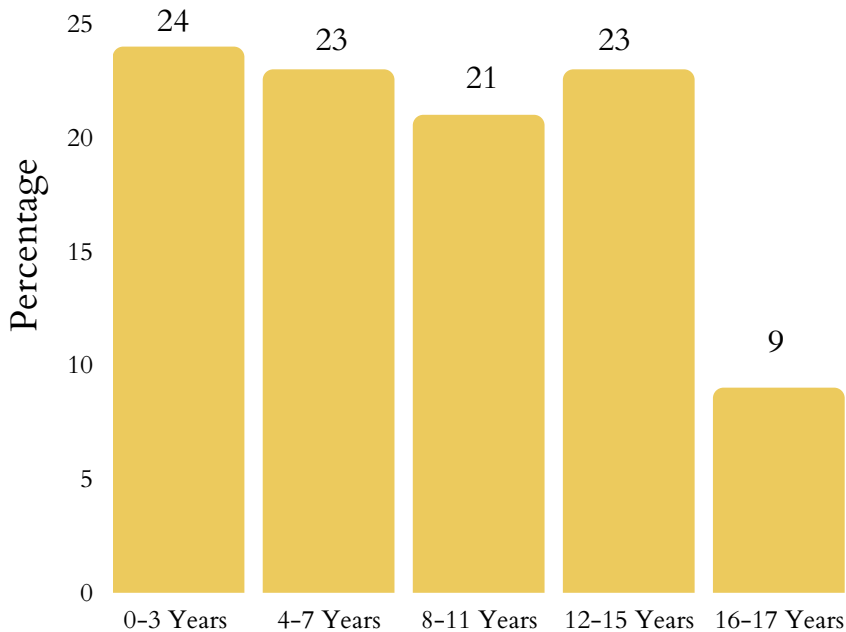
Plans for Safe Care

- In 2021, Maryland reported 9 infants screened with prenatal substance abuse exposure.
- Maryland did not report plans of safe care.



Maryland's Children

Age Distribution of Maltreatment Victims, 2020



Child fatalities have increased from 50 in 2020 to 84 in 2021.

Maryland did not report victims of sex trafficking.

1,280 victims received post-response services while 1,017 non-victims received post-response services as well.

FAMILY FIRST IMPLEMENTATION

- Maryland has a plan approved by the administration.
- The plan was implemented on February 4th, 2020.
- Maryland's Family First Plan

Foster Care and Adoptions

- 5,491 total children were served by the foster care system in Maryland in FY 2021.
- 3,635 were in care on the day of September 30th, 2021.
- 1,538 children entered care during the 2021 FY while 1,858 exited during the same year.
- 220 of Maryland's children were adopted while 756 were waiting to be adopted.

There was a 4.34% decrease in the number of children in care between 2020 and 2021. Adoptions from the system also decreased by 7.17% from 2020.

345 children in Maryland aged out and exited foster care in 2020. This number remains stable and represents no change from the total in 2019.

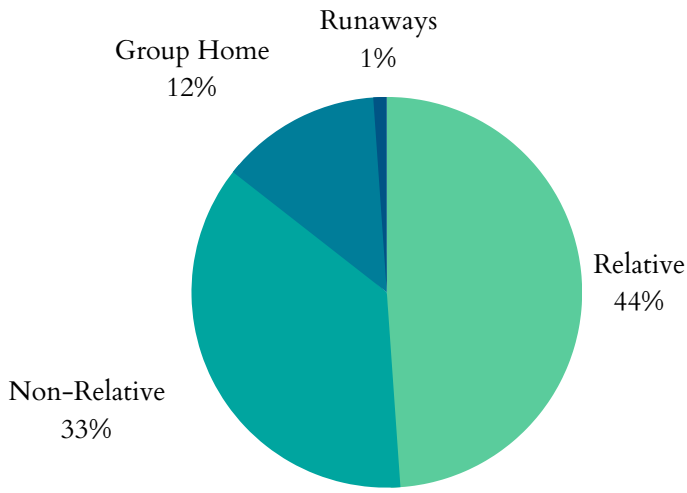
- Children in foster care in 2020 spent an average length of 23.1 months in care.
- The average length of stay in Maryland for children waiting to be adopted from foster care is 41.8 months.
- The average age of children waiting to be adopted in 2020 was 7.1 years old.
- The average age of adopted children was 5.1 years old.

0%

The change since 2019 in children aging out of foster care.

Maryland's Children

Where are Children in Foster Care Staying? 2020



Data from 2020 shows that 1,247 children in foster care within Maryland were living with non-relatives while 1,672 stayed with a relative.

466 children were staying in group homes or institutions while 55 children were classified as runaways.

4% of households in Maryland in 2020 had a grandparent living with a grandchild.

The average length of time a child in care spent living with their current relative foster family was 12.3 months.

Child Poverty

Maryland had 344,000 children in 2021 who lived with parents who lacked secure employment, representing 25% of all children.

31% of Maryland's children lived in households with a high housing cost burden.

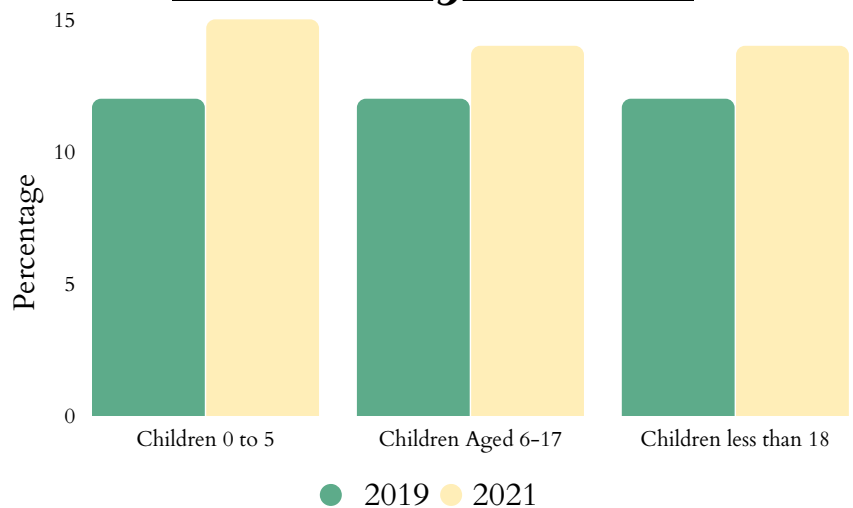
The average number of TANF recipients increased from 7,895 in 2021 to 8,397 in 2022. This represents a 6.36% increase.

Maryland spent \$31,217,068 on WIC in 2022, serving 118,783 people. This represents a 0.73% decrease in total participants and a 11.94% decrease in spending.

543,650 people in Maryland were food insecure in 2020, including 167,020 children who struggled with hunger.

37.1% of households receiving SNAP benefits in Maryland in 2019 had children.

Child Poverty Over Time



Maryland's Children

Health

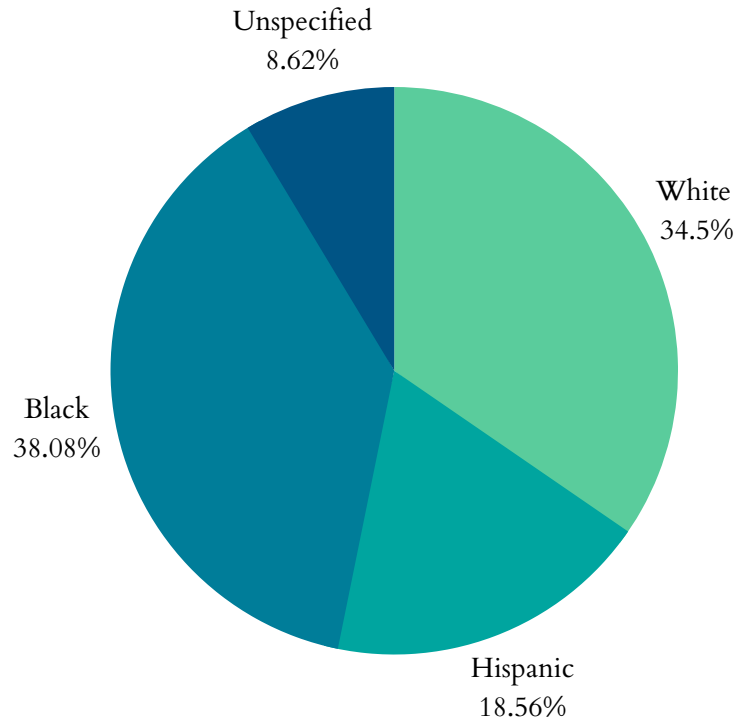
Maryland had 5,792 low birth-weight babies born in 2020, which is constituted as babies weighing less than 5.5 pounds. This translates to 8.5% of infants born in Maryland in 2020.

Maryland had 6,941 preterm births in 2020, meaning less than 37 completed weeks of gestation. 8.60% of all White babies were born prematurely while 12.67% of Black babies arrived prematurely in 2020. The total premature birth rate was 10.13%.

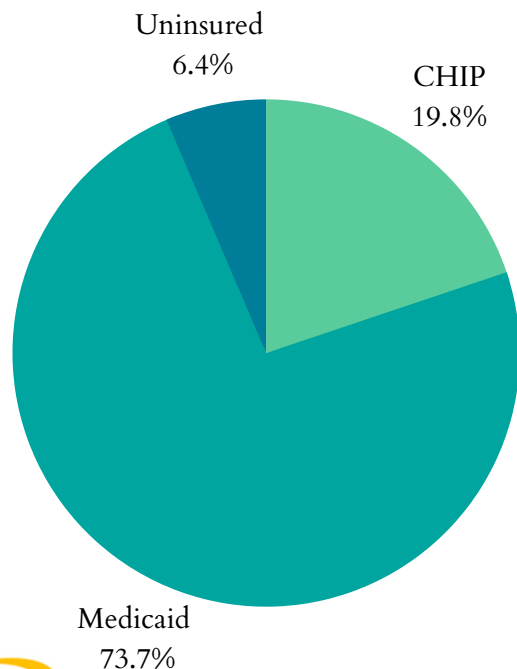
There were 2,431 births to mothers aged 15-19 in Maryland in 2020, representing a rate of 13 in every 1,000 teen girls.

391 infants under 1 died in Maryland in 2020, representing an infant mortality rate of 5.7 per 1,000.

Percentage of All Preterm Births by Race or Ethnicity, 2020



Public Health Insurance Coverage for Children, 2019



62,000 of Maryland's children had no health insurance in 2021. This represents a 29.16% increase from 2019.

Maryland is a Medicaid expansion state as of January 2014.

564,993 children in Maryland were enrolled in Medicaid in 2020. This represents a 2.61% increase from 2019.

131,725 children in Maryland were in the state Children Health Insurance Program (CHIP) in 2020. This represents a 11.1% decrease from 2019.

Maryland's Children

Juvenile Justice

- There were 18,857 total arrests for children under 18 in 2019.
- 990 of these arrests were for Disorderly Conduct.
- 3,950 arrests were made for Property Crimes.
- 1,831 were arrested under the charge of Drug Abuse Violations.
- 495 children lived in juvenile correction facilities in Maryland in 2019. This is a decrease from 549 kids in 2017, representing a 9.8% decline.

9.8%
The decrease since 2017 of children living in juvenile correction facilities.

Teens & Youth

- 18,000 (6%) of Maryland's youth, ages 16-19, were not in school nor working in 2021.
- In 2020, there were 11 reports of children in Maryland aged 10-14 committing suicide and 62 reports of suicide among children aged 15-24.
- 73 children under age 19 were killed by a firearm in Maryland in 2020.

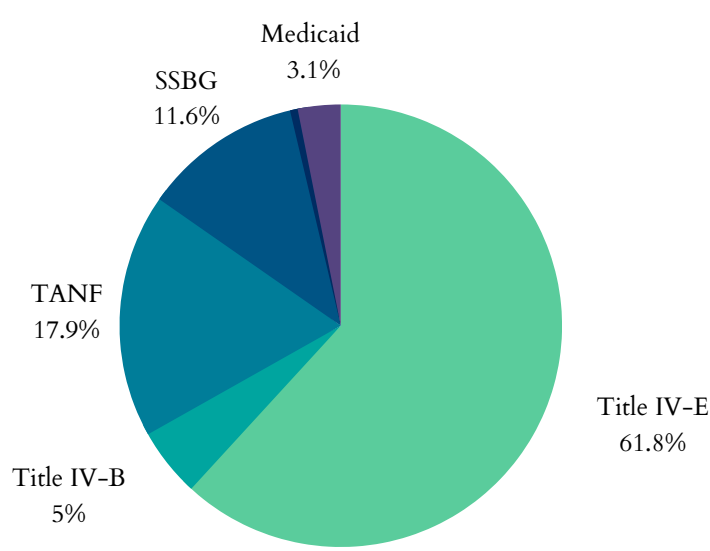
Funding for Child Welfare Services

- Maryland spent \$526,958,509 on child welfare services in 2018. Child welfare services are all of the direct and administrative services that state agencies provide to children and families.
- \$148,450,598 were allocated from the federal government and \$373,057,952 came from state and local funds.

Federal Funding Sources, 2018

The significant funding sectors of the \$148,450,598 in federal funding received in Maryland in 2018:

- \$3,154,899 as part of the Title IV-E Total Foster Care Program.
- \$20,649,356 as part of the Title IV-E Adoption Assistance Program.
- Maryland's sum of expenditures for Social Service Block Grants in 2020 was \$52,392,096.



Maryland's Children

MARYLAND FACT SHEET

<https://www.cwla.org/wp-content/uploads/2023/04/Marylands-Children.pdf>



NATIONAL AND STATE FACT SHEETS

<https://www.cwla.org/our-work/advocacy/national-and-state-fact-sheets/>



CWLA

www.cwla.org/

