

# Kentucky's Children

## Child Maltreatment

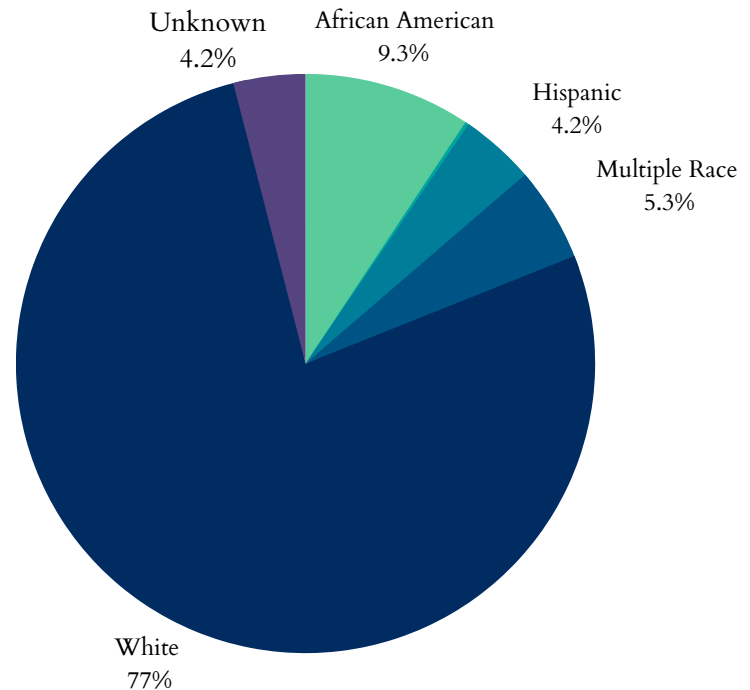
In 2021, Kentucky had 84,109 total referrals for child abuse and neglect. Of those, 38,253 were screened in for response by CPS.

There were 14,963 child victims of abuse or neglect in Kentucky in 2021, at a rate of 14.7 children per 1,000. This translates to a 33.2% decrease since 2017.

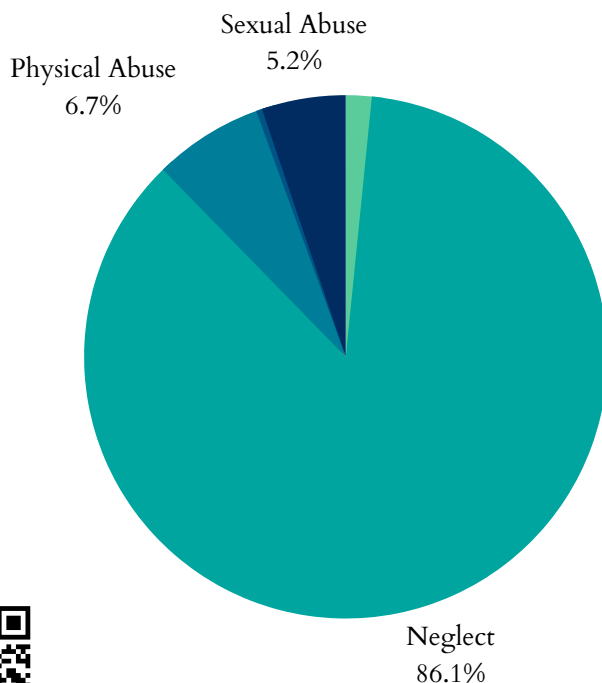
Of the 14,963 children, 9,681 were first-time victims.

The largest age group of victims was children under one, representing 2,298 of the 14,963 cases.

## Child Victims by Race or Ethnicity, 2021



## Types of Maltreatment Victims, 2021



- 76% of child maltreatment perpetrators in 2020 were parents of the child.
- 24% were non-parents or had an unknown relationship.
- 50% of Kentucky's child victims in 2020 were female while 49% were male.

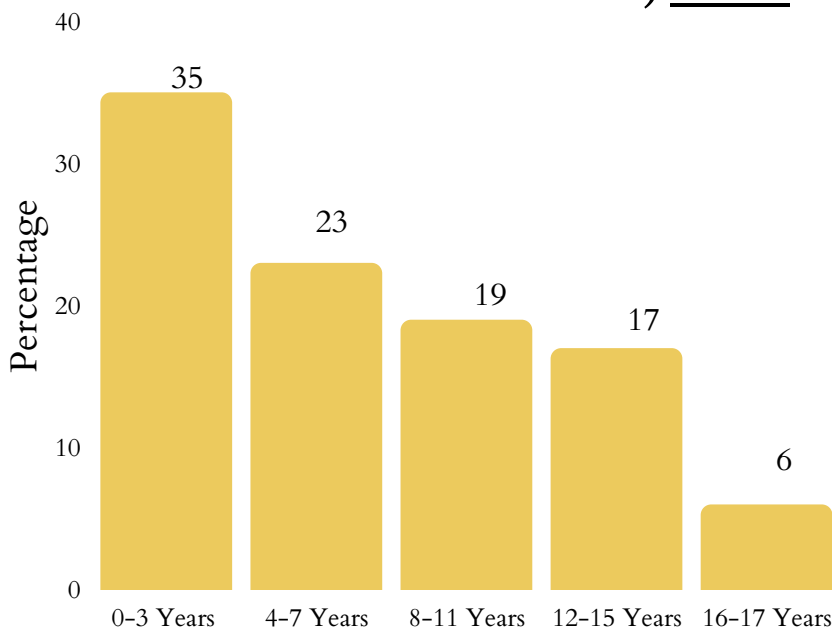
## Plans for Safe Care

- In 2021, Kentucky reported 986 infants screened with prenatal substance abuse exposure.
- Kentucky reported 188 plans of safe care for screened-in infants.



# Kentucky's Children

## Age Distribution of Maltreatment Victims, 2020



- Child fatalities have increased from 9 in 2020 to 11 in 2021.
- Kentucky did not report total child victims of sex trafficking.
- 11,736 victims received postresponse services while 3,724 non- victims received post-response services as well.

### FAMILY FIRST IMPLEMENTATION

- Kentucky has a plan approved by the administration.
- The plan was implemented on June 2020.
- Kentucky's' Family First Plan

## Foster Care and Adoptions

- 13,647 total children were served by the foster care system in Kentucky in FY 2021.
- 8,369 were in care on the day of September 30th, 2021.
- 5,100 children entered care during the 2021 FY while 5,278 exited during the same year.
- 1,212 of Kentucky's children were adopted while 3,234 were waiting to be adopted.

There was a 3.53% decrease in the number of children in care between 2020 and 2021. Adoptions from the system also decreased by 11.21% from 2020.

688 children in Kentucky aged out and exited foster care in 2020. This is a decrease from 706 in 2019 and represents a 2.5% decrease.

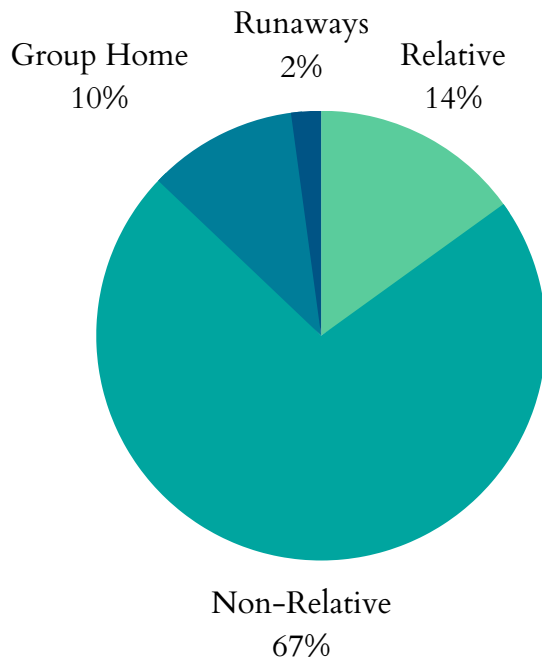
- Children in foster care in 2020 spent an average length of 19.1 months in care.
- The average length of stay in Kentucky for children waiting to be adopted from foster care is 31.5 months.
- The average age of children waiting to be adopted in 2020 was 9.1 years old.
- The average age of adopted children was 7.3 years old.

**2.5%**

The decrease since 2019 in children aging out of foster care.

# Kentucky's Children

## Where are Children in Foster Care Staying? 2020



Data from 2020 shows that 5,771 children in foster care within Kentucky were living with non-relatives while 1,211 stayed with a relative.

898 children were staying in group homes or institutions while 159 children were classified as runaways.

4% of households in Kentucky in 2020 had a grandparent living with a grandchild.

The average length of time a child in care spent living with their current relative foster family was 9.4 months.

## Child Poverty

Kentucky had 333,000 children in 2021 who lived with parents who lacked secure employment, representing 33% of all children.

24% of Kentucky's children lived in households with a high housing cost burden.

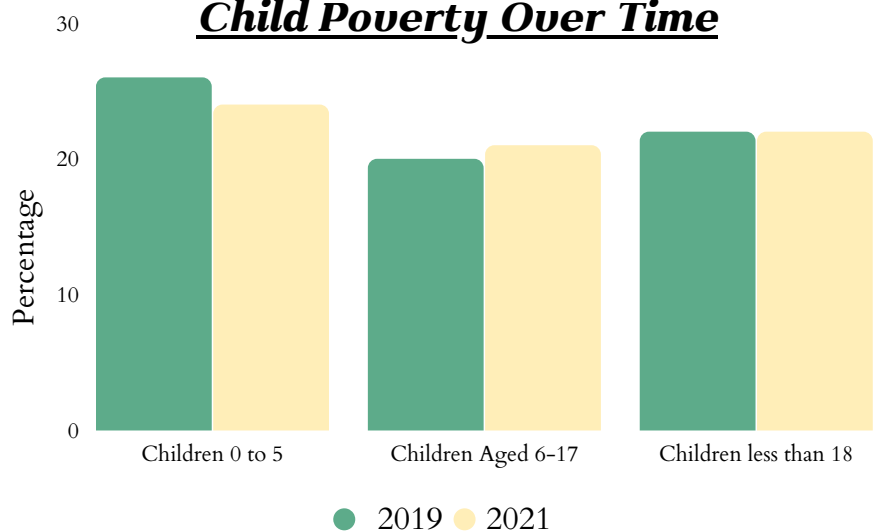
The average number of TANF recipients fell from 26,643 in 2021 to 23,541 in 2022. This represents a 11.64% decrease.

Kentucky spent \$31,161,517 on WIC in 2022, serving 108,667 people. This represents a 1.11% increase in total participants and a 8.33% increase in spending.

575,300 people in Kentucky were food insecure in 2020, including 162,100 children who struggled with hunger.

40.6% of households receiving SNAP benefits in Kentucky in 2019 had children.

## Child Poverty Over Time



# Kentucky's Children

## Health

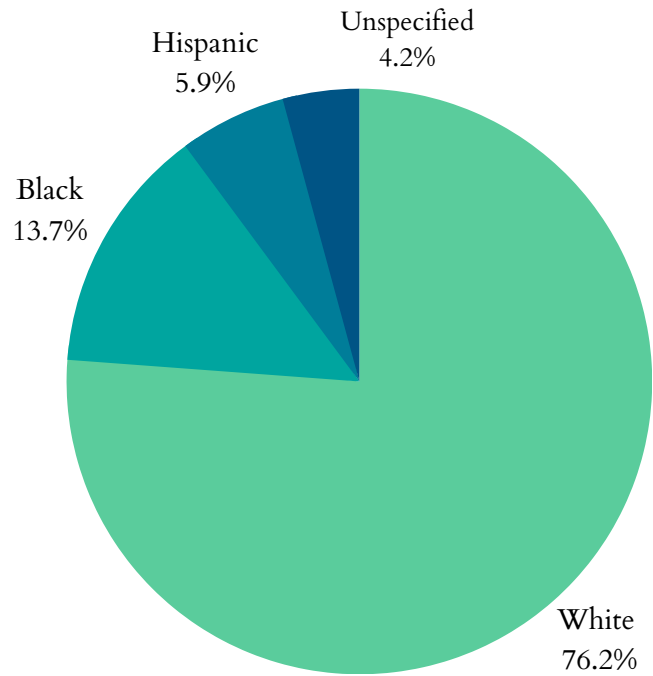
Kentucky had 4,390 low birth-weight babies born in 2020, which is constituted as babies weighing less than 5.5 pounds. This translates to 8.5% of infants born in Kentucky in 2020.

Kentucky had 5,705 of preterm births in 2020, meaning less than 37 completed weeks of gestation. 10.6% of all White babies were born prematurely while 15.16% of Black babies arrived prematurely in 2020. The total premature birth rate was 11.05%.

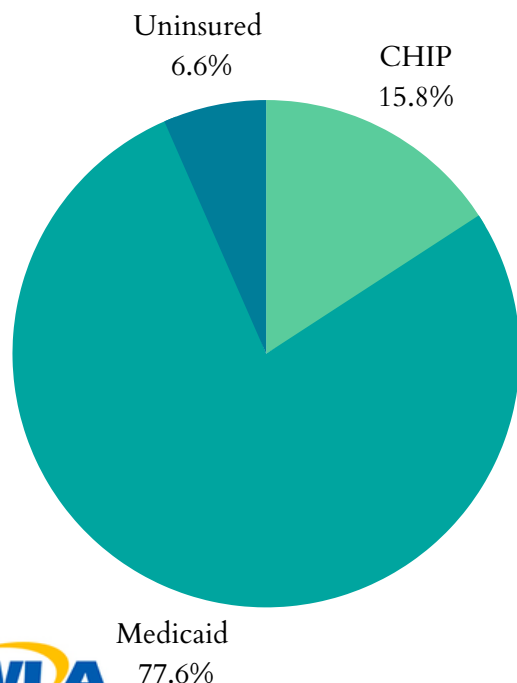
There were 3,302 births to mothers aged 15-19 in Kentucky in 2020, representing a rate of 24 in every 1,000 teen girls.

327 infants under 1 died in Kentucky in 2020, representing an infant mortality rate of 6.3 per 1,000.

### ***Percentage of All Preterm Births by Race or Ethnicity, 2020***



### ***Public Health Insurance Coverage for Children, 2019***



43,000 of Kentucky's children had no health insurance in 2021. This represents a 4.44% decrease from 2019.

Kentucky is a Medicaid expansion state as of January 2014.

552,593 children in Kentucky were enrolled in Medicaid in 2020. This represents a 4% increase from 2019.

101,275 children in Kentucky were in the Kentucky Children Health Insurance Program (CHIP) in 2020. This represents a 6.48% decrease from 2019.

# Kentucky's Children

## Juvenile Justice

- There were 4,798 total arrests for children under 18 in 2019.
- 164 of these arrests were for Disorderly Conduct.
- 1,193 arrests were made for Property Crimes.
- 398 were arrested under the charge of Drug Abuse Violations.
- 588 children lived in juvenile correction facilities in Kentucky in 2019. This is an increase from 555 kids in 2017, representing a 5.6% rise.

5.6%

The increase since 2017 of children living in juvenile correction facilities.

## Teens & Youth

- 23,000 (9%) of Kentucky's youth, ages 16-19, were not in school nor working in 2021.
- In 2020, there were 11 reports of children in Kentucky aged 10-14 committing suicide and 102 reports of suicide among children aged 15-24.
- 97 children under age 19 were killed by a firearm in Kentucky in 2020.

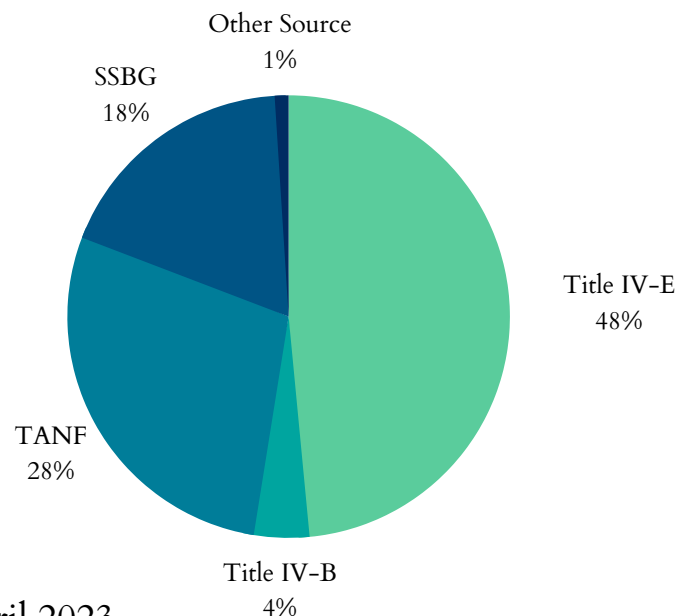
## Funding for Child Welfare Services

- Kentucky spent \$662,021,397 on child welfare services in 2018. Child welfare services are all of the direct and administrative services that state agencies provide to children and families.
- \$241,832,117 were allocated from the federal government and \$405,805,140 came from state and local funds.

The significant funding sectors of the \$241,832,117 in federal funding received in Kentucky in 2018:

- \$54,559,754 as part of the Title IV-E Total Foster Care Program.
- \$56,590,366 as part of the Title IV-E Adoption Assistance Program.
- Kentucky's sum of expenditures for Social Service Block Grants in 2020 was \$22,293,352.

### Federal Funding Sources, 2018



# Kentucky's Children

## **KENTUCKY FACT SHEET**

<https://www.cwla.org/wp-content/uploads/2023/04/Kentucky's-Children.pdf>



## **NATIONAL AND STATE FACT SHEETS**

<https://www.cwla.org/our-work/advocacy/national-and-state-fact-sheets/>



## **CWLA**

[www.cwla.org/](http://www.cwla.org/)

