

Kansas' Children

Child Maltreatment

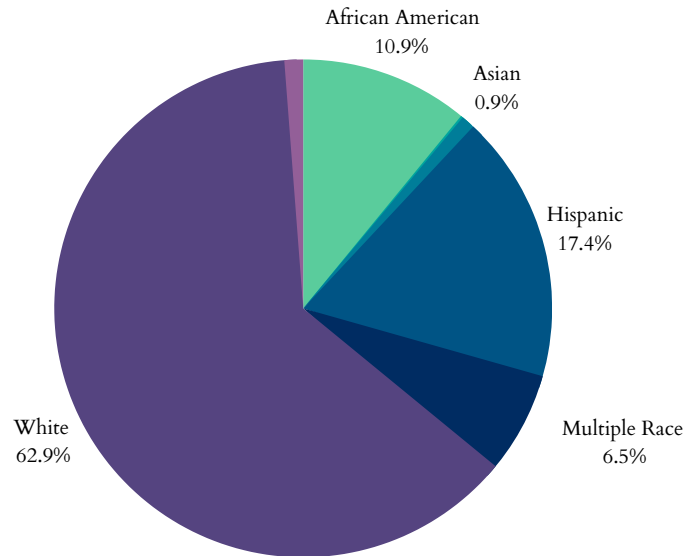
In 2021, Kansas had 44,964 total referrals for child abuse and neglect. Of those, 24,604 were screened in for response by CPS.

There were 2,140 child victims of abuse or neglect in Kansas in 2021, at a rate of 3.0 children per 1,000. This translates to a 48.5% decrease since 2017.

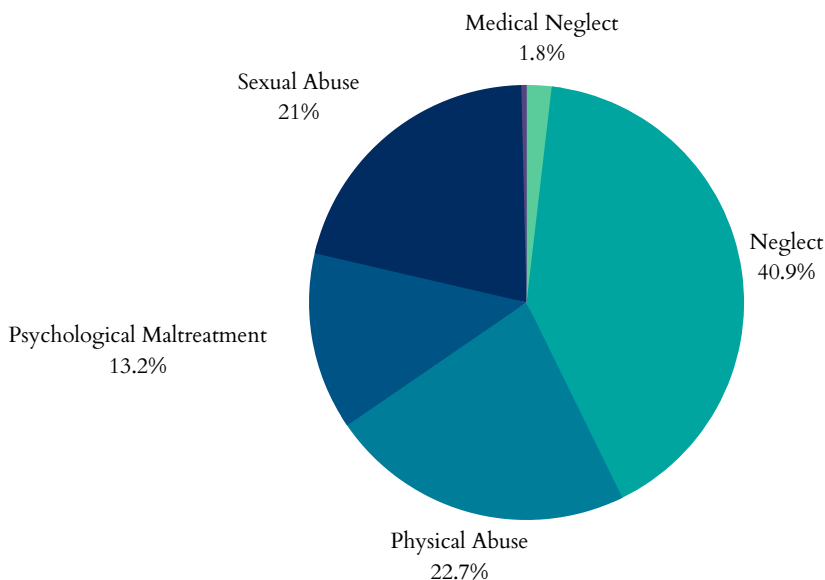
Of the 2,140 children, 1,904 were first-time victims.

The largest age group of victims was children under one, representing 203 of the 2,140 cases.

Child Victims by Race or Ethnicity, 2021



Types of Maltreatment Victims, 2021



- 66% of child maltreatment perpetrators in 2020 were parents of the child.
- 34% were non-parents or had an unknown relationship.
- 55% of Kansas' child victims in 2020 were female while 45% were male.

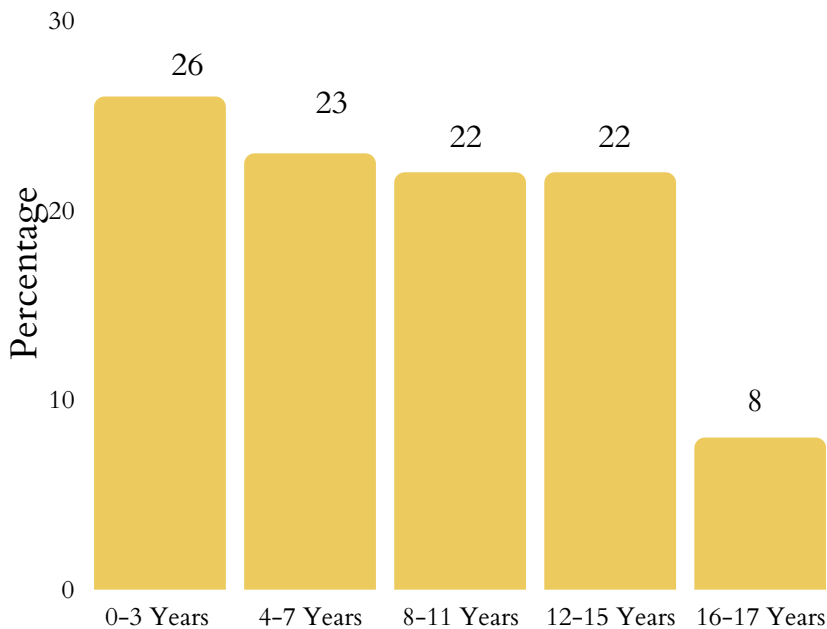
Plans for Safe Care

- In 2021 Kansas reported 52 infants screened with prenatal substance abuse exposure.
- Kansas reported 4 plans of safe care for screened-in infants.



Kansas' Children

Age Distribution of Maltreatment Victims, 2020



- Child fatalities have remained the same from 10 in 2020 to 10 in 2021.
- Kansas reported 9 total child victims of sex trafficking.
- 945 victims received post-response services while 5,665 non- victims received post-response services as well.

FAMILY FIRST IMPLEMENTATION

- Kansas has a plan approved by the administration.
- The plan was implemented on September 30, 2019.
- Kansas' Family First Plan

Foster Care and Adoptions

- 10,284 total children were served by the foster care system in Kansas in FY 2021.
- 7,085 were in care on the day of September 30th, 2021.
- 3,172 children entered care during the 2021 FY while 3,199 exited during the same year.
- 840 of Kansas' children were adopted while 2,464 were waiting to be adopted.

There was a 2.2% decrease in the number of children in care between 2020 and 2021. Adoptions from the system also decreased by 14.7% from 2020.

435 children in Kansas aged out and exited foster care in 2020. This is an increase from 432 in 2019 and represents a 0.7% increase.

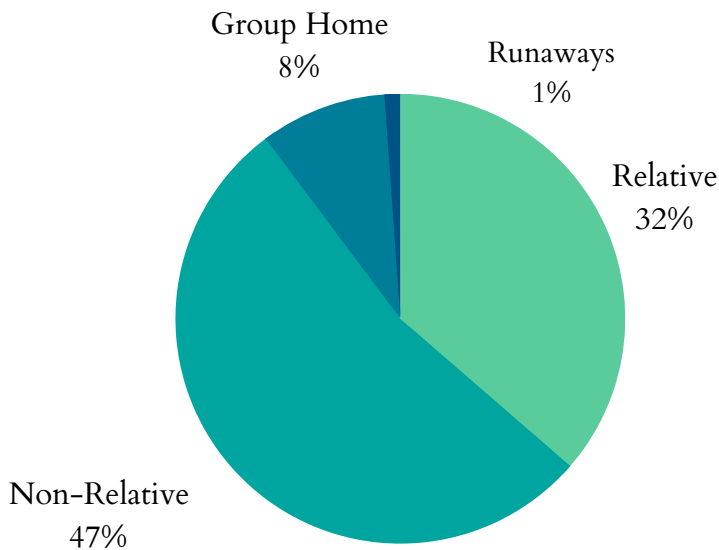
- Children in foster care in 2020 spent an average length of 22.9 months in care.
- The average length of stay in Kansas for children waiting to be adopted from foster care is 39.2 months.
- The average age of children waiting to be adopted in 2020 was 8.7 years old.
- The average age of adopted children was 6.8 years old.

0.7%

The increase since 2019 in children aging out of foster care.

Kansas' Children

Where are Children in Foster Care Staying? 2020



Data from 2020 shows that 3,378 children in foster care within Kansas were living with non-relatives while 2,307 stayed with a relative.

563 children were staying in group homes or institutions while 83 children were classified as runaways.

3% of households in Kansas in 2020 had a grandparent living with a grandchild.

The average length of time a child in care spent living with their current relative foster family was 12.1 months.

Child Poverty

Kansas had 159,000 children in 2021 who lived with parents who lacked secure employment, representing 23% of all children.

20% of Kansas' children lived in households with a high housing cost burden.

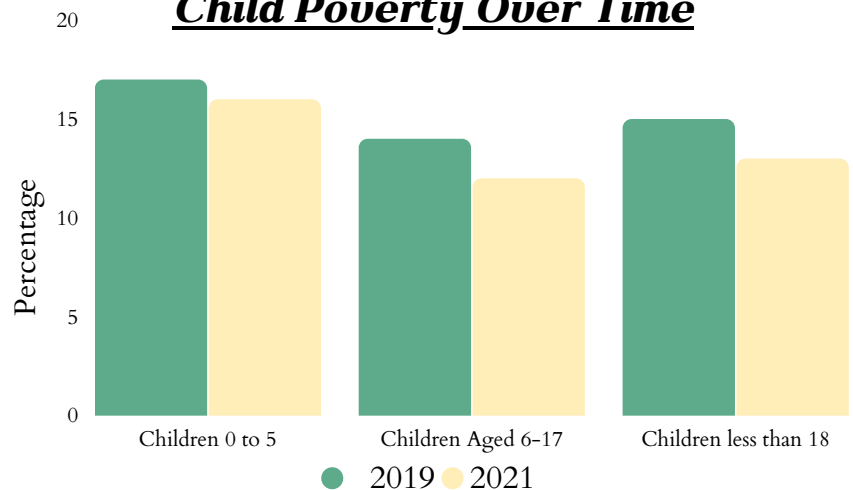
The average number of TANF recipients fell from 3,146 in 2021 to 3,107 in 2022. This represents a 1.24% decrease.

Kansas spent \$14,211,938 on WIC in 2022, serving 44,209 people. This represents a 0.35% decrease in total participants and a 10.35% decrease in spending since 2021.

281,520 people in Kansas were food insecure in 2020, including 102,760 children who struggled with hunger.

41.4% of households receiving SNAP benefits in Kansas in 2019 had children.

Child Poverty Over Time



Kansas' Children

Health

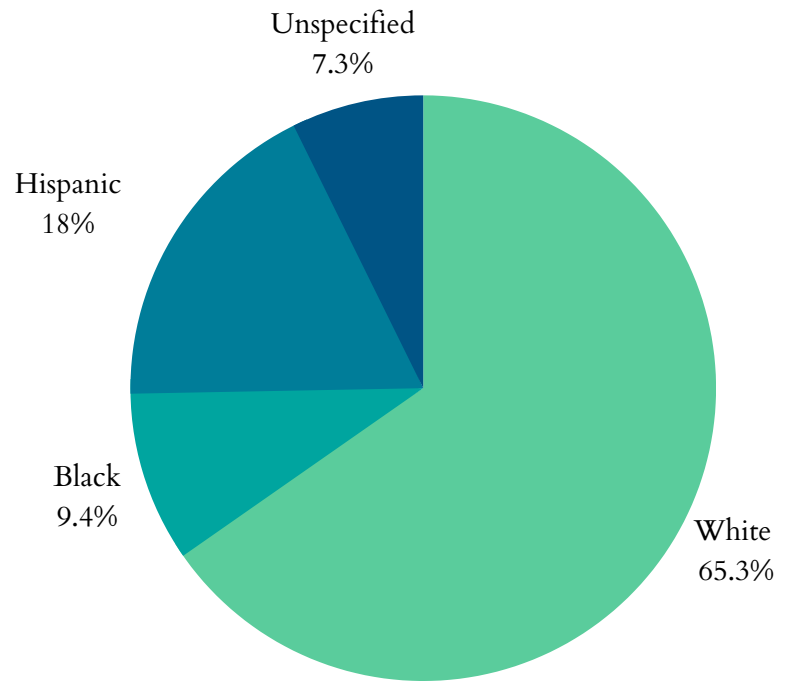
Kansas had 2,491 low birth-weight babies born in 2020, which is constituted as babies weighing less than 5.5 pounds. This translates to 7.2% of infants born in Kansas in 2020.

Kansas had 3,425 of preterm births in 2020, meaning less than 37 completed weeks of gestation. 9.46% of all White babies were born prematurely while 12.48% of Black babies arrived prematurely in 2020. The total premature birth rate was 9.97%.

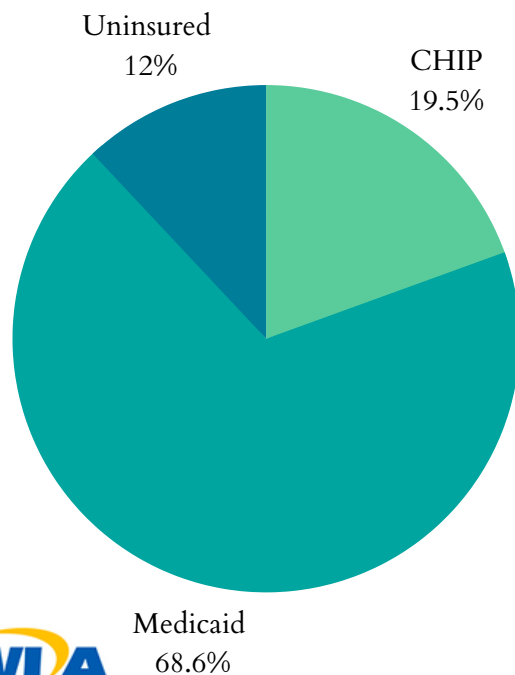
There were 1,749 births to mothers aged 15-19 in Kansas in 2020, representing a rate of 18 in every 1,000 teen girls.

236 infants under 1 died in Kansas in 2020, representing an infant mortality rate of 6.9 per 1,000.

Percentage of All Preterm Births by Race or Ethnicity, 2020



Public Health Insurance Coverage for Children, 2019



38,000 of Kansas' children had no health insurance in 2021. This represents a 11.6% decrease from 2019.

Kansas is not currently a Medicaid expansion state.

240,905 children in Kansas were enrolled in Medicaid in 2020. This represents a 2.03% decrease from 2019.

68,955 children in Kansas were in the state Children Health Insurance Program (CHIP) in 2020. This represents a 1.22% decrease from 2019.

Kansas' Children

Juvenile Justice

- There were 3,632 total arrests for children under 18 in 2019.
- 127 of these arrests were for Disorderly Conduct.
- 552 arrests were made for Property Crimes.
- 621 were arrested under the charge of Drug Abuse Violations.
- 360 children lived in juvenile correction facilities in Kansas in 2019. This is a decrease from 423 kids in 2017, representing a 14.9% decline.

14.9%

The decrease since 2017 of children living in juvenile correction facilities.

Teens & Youth

- 10,000 (6%) of Kansas' youth, ages 16-19, were not in school nor working in 2021.
- In 2020, Kansas did not report children aged 10-14 committing suicide and reported 94 children and young adults aged 15-24 that committed suicide.
- 70 children under age 19 were killed by a firearm in Kansas in 2020.

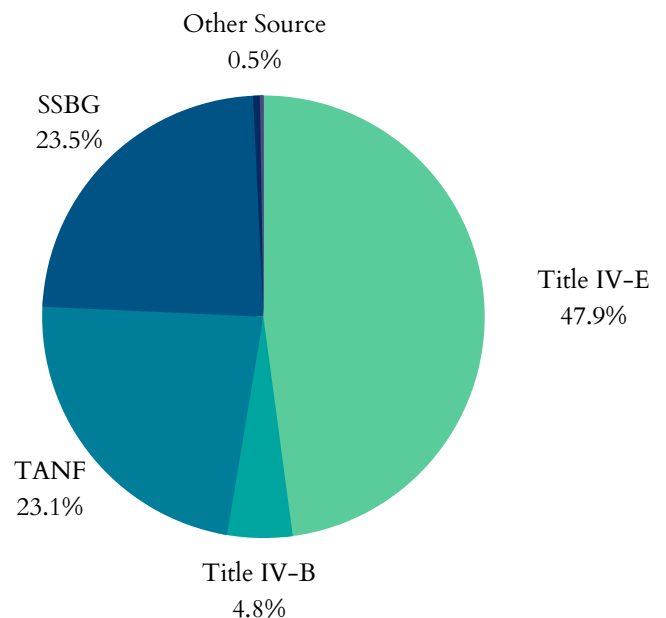
Funding for Child Welfare Services

- Kansas spent \$300,842,095 on child welfare services in 2018. Child welfare services are all of the direct and administrative services that state agencies provide to children and families.
- \$98,639,075 were allocated from the federal government and \$194,945,276 came from state and local funds.

The significant funding sectors of the \$98,639,075 in federal funding received in Kansas in 2018:

- \$26,388,501 as part of the Title IV-E Total Foster Care Program.
- \$17,591,688 as part of the Title IV-E Adoption Assistance Program.
- Kansas's sum of expenditures for Social Service Block Grants in 2020 was \$24,363,672.

Federal Funding Sources, 2018



Kansas' Children

KANSAS FACT SHEET

<https://www.cwla.org/wp-content/uploads/2023/04/Kansas-Children.pdf>



NATIONAL AND STATE FACT SHEETS

<https://www.cwla.org/our-work/advocacy/national-and-state-fact-sheets/>



CWLA

www.cwla.org/

