

Iowa's Children

Child Maltreatment

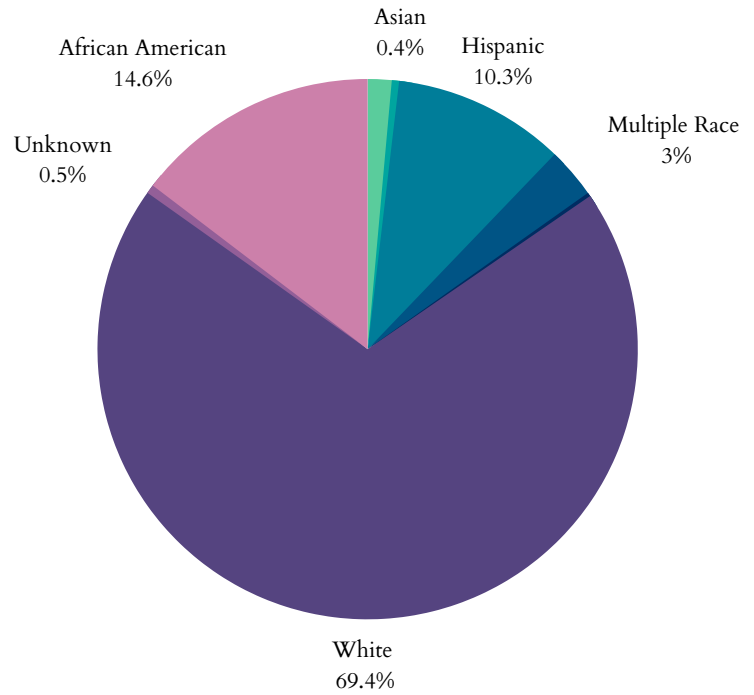
In 2021, Iowa had 52,054 total referrals for child abuse and neglect. Of those, 34,938 were screened in for response by CPS.

There were 11,271 child victims of abuse or neglect in Iowa in 2021, at a rate of 15.3 children per 1,000. This translates to a 5.9% increase since 2017.

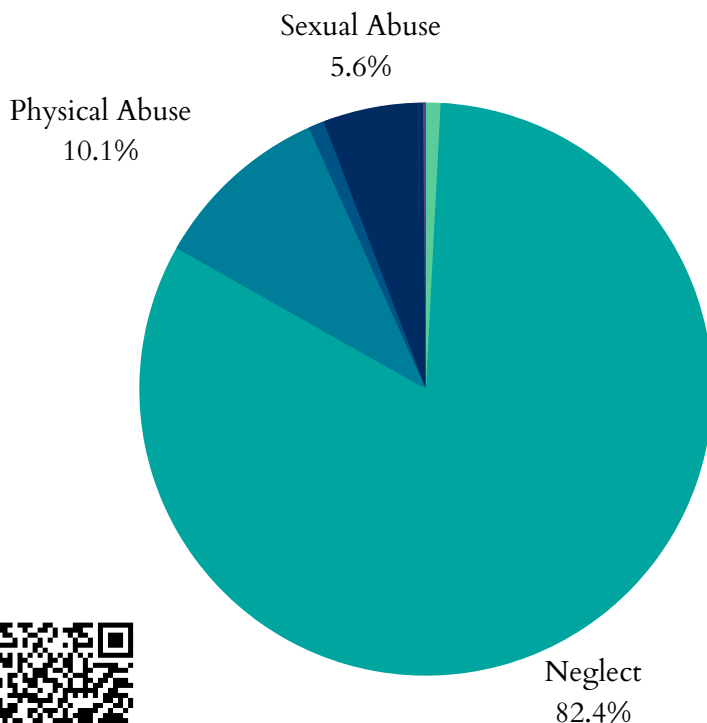
Of the 11,271 children, 7,696 were first-time victims.

The largest age group of victims was children under one, representing 1,777 of the 11,271 cases.

Child Victims by Race or Ethnicity, 2021



Types of Maltreatment Victims, 2021



- 78% of child maltreatment perpetrators in 2020 were parents of the child.
- 22% were non-parents or had an unknown relationship.
- 51% of Iowa's child victims in 2020 were female while 49% were male.

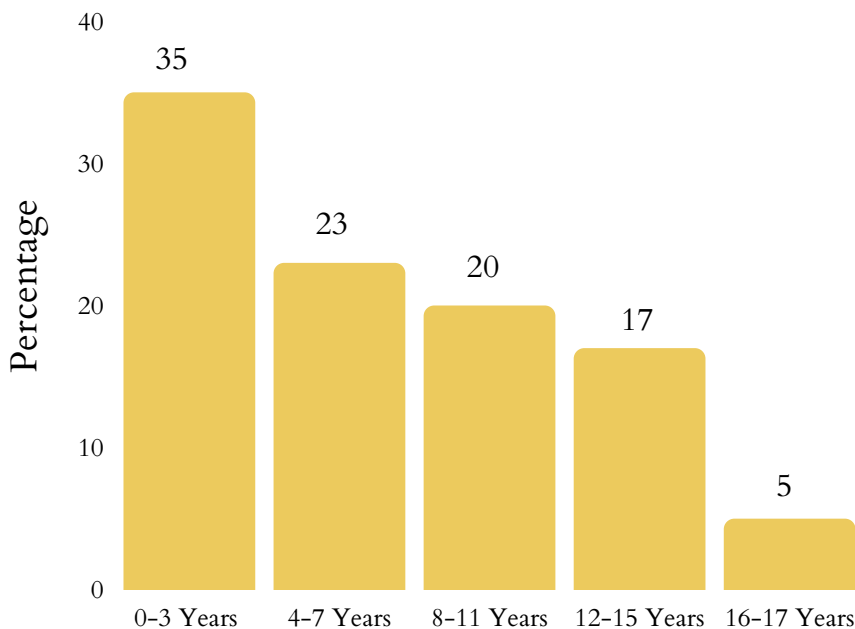
Plans for Safe Care

- In 2021, Iowa reported 54 infants screened with prenatal substance abuse exposure.
- Iowa reported 54 plans of safe care for screened-in infants.



Iowa's Children

Age Distribution of Maltreatment Victims, 2020



- Child fatalities have increased from 9 in 2020 to 12 in 2021.
- Iowa reported 20 child victims of sex trafficking.
- 13,665 victims received post-response services while 43,675 non-victims received post-response services as well.

FAMILY FIRST IMPLEMENTATION

- Iowa's family first plan was approved by the administration in October 2020.
- Iowa's Family First Plan

Foster Care and Adoptions

- 7,413 total children were served by the foster care system in Iowa in FY 2021.
- 4,144 were in care on the day of September 30th, 2021.
- 2,904 children entered care during the 2021 FY while 3,269 exited during the same year.
- 1,007 of Iowa's children were adopted while 1,004 were waiting to be adopted.

14.2%

The decrease since 2019 in children aging out of foster care.

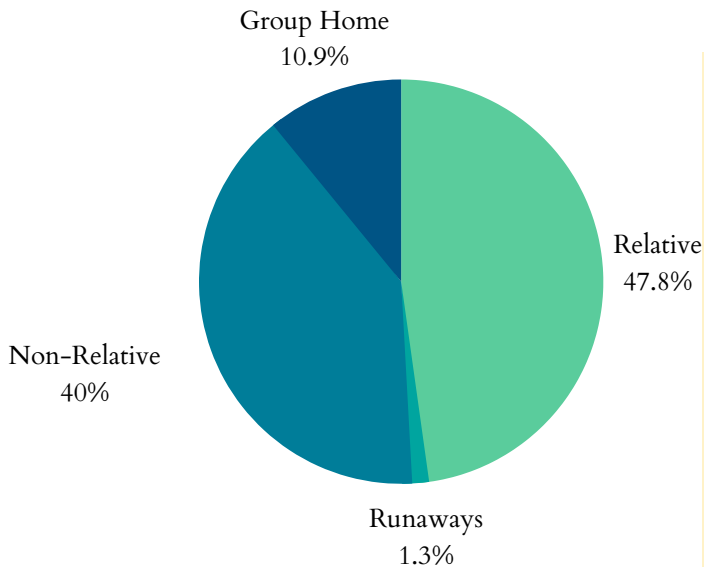
There was a 11.1% decrease in the number of children in care between 2020 and 2021. Adoptions from the system also decreased by 20.5% from 2020.

193 children in Iowa aged out and exited foster care in 2020. This is a decrease from 225 in 2019 and represents a 14.2% decrease.

- Children in foster care in 2020 spent an average length of 15.7 months in care.
- The average length of stay in Iowa for children waiting to be adopted from foster care is 26.6 months.
- The average age of children waiting to be adopted in 2020 was 7 years old.
- The average age of adopted children was 5.6 years old.

Iowa's Children

Where are Children in Foster Care Staying?, 2020



Data from 2020 shows that 1,552 children in foster care within Iowa were living with non-relatives while 1,856 stayed with a relative.

424 children were staying in group homes or institutions while 52 children were classified as runaways.

4% of households in Iowa in 2020 had a grandparent living with a grandchild.

The average length of time a child in care spent living with their current relative foster family was 7.4 months.

Child Poverty

Iowa had 153,000 children in 2021 who lived with parents who lacked secure employment, representing 21% of all children.

20% of Iowa's children lived in households with a high housing cost burden.

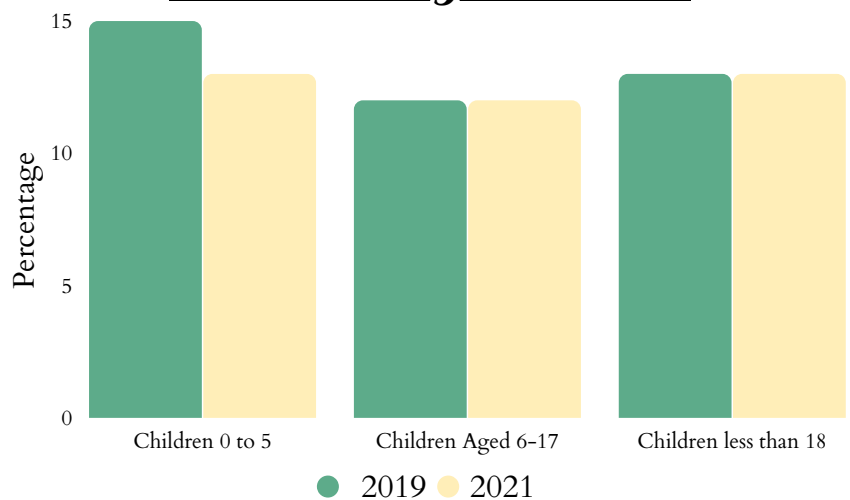
The average number of TANF recipients fell from 14,860 in 2021 to 11,556 in 2022. This represents a 22.2% decrease.

The state spent \$18,106,554 on WIC in 2022, serving 55,987 people. This represents a 4.8% decrease in total participants and a 7.7% increase in spending.

229,500 people in Iowa were food insecure in 2020, including 80,160 children who struggled with hunger.

40.7% of households receiving SNAP benefits in Iowa in 2019 had children.

Child Poverty Over Time



Iowa's Children

Health

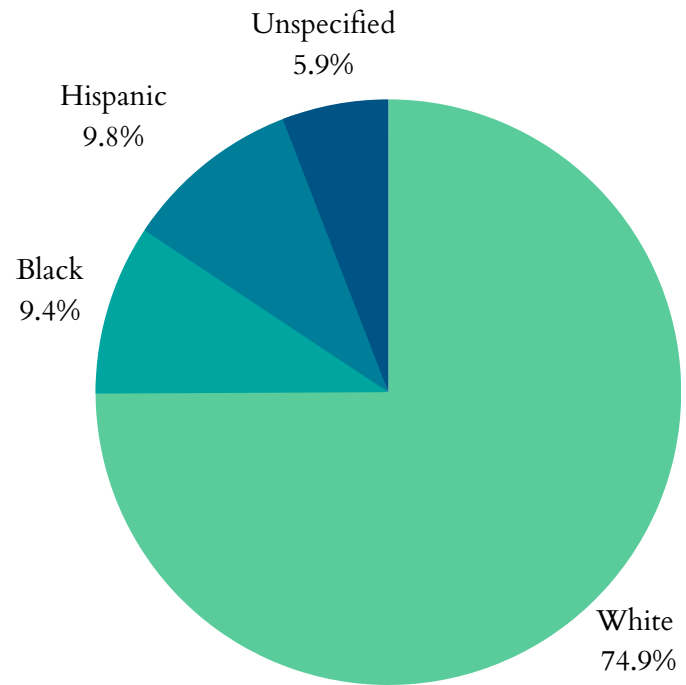
Iowa had 2,503 low birth-weight babies born in 2020, which is constituted as babies weighing less than 5.5 pounds. This translates to 6.9% of infants born in Iowa in 2020.

Iowa had 3,573 of preterm births in 2020, meaning less than 37 completed weeks of gestation. 9.7% of all White babies were born prematurely while 11.9% of Black babies arrived prematurely in 2020. The total premature birth rate was 9.9%.

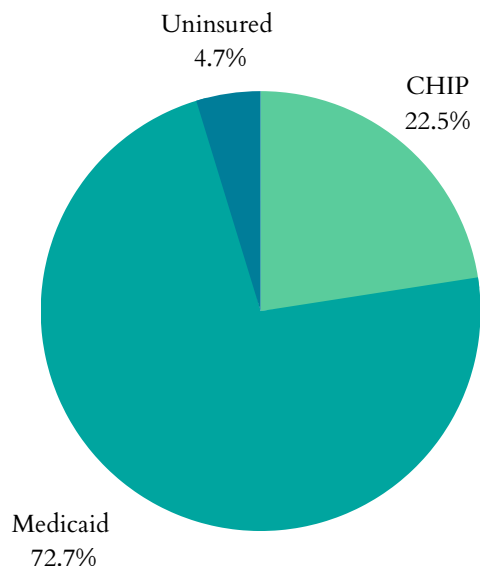
There were 1,381 births to mothers aged 15-19 in Iowa in 2020, representing a rate of 13 in every 1,000 teen girls.

158 infants under 1 died in Iowa in 2020, representing an infant mortality rate of 4.4 per 1,000.

Percentage of All Preterm Births by Race or Ethnicity, 2020



Public Health Insurance Coverage for Children, 2019



26,000 of Iowa's children had no health insurance in 2021. This represents a 18.2% decrease from 2019.

Iowa is a Medicaid expansion state as of January 2014.

336,481 children in Iowa were enrolled in Medicaid in 2020. This represents a 0.6% decrease from 2019.

101,719 children in Iowa were in the state Children Health Insurance Program (CHIP) in 2020. This represents a 3.0% decrease from 2019.

Iowa's Children

Juvenile Justice

- There were 8,901 total arrests for children under 18 in Iowa in 2019.
- 964 of these arrests were for Disorderly Conduct.
- 1,891 arrests were made for Property Crimes.
- 890 were arrested under the charge of Drug Abuse Violations.
- 441 children lived in juvenile correction facilities in Iowa in 2019. This is a decrease from 585 kids in 2017, representing a 24.6% decline.

24.6%

The decrease since 2017 of children living in juvenile correction facilities.

Teens & Youth

- 8,000 (4%) of Iowa's youth, ages 16-19, were not in school nor working in 2021.
- In 2020, there were no reports of children in Iowa aged 10-14 committing suicide and 74 reports of suicide among children and young adults aged 15-24.
- 31 children under age 19 were killed by a firearm in Iowa in 2020.

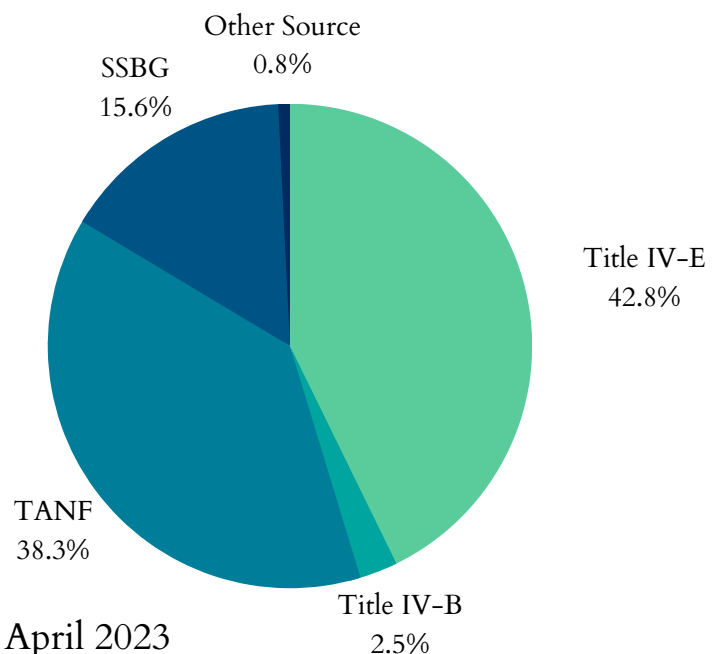
Funding for Child Welfare Services

- Iowa spent \$296,192,827.78 on child welfare services in 2018. Child welfare services are all of the direct and administrative services that state agencies provide to children and families.
- \$151,352,571.68 were allocated from the federal government and \$140,605,857.00 came from state and local funds.

The significant funding sectors of the \$151,352,571.68 in federal funding received in Iowa in 2018:

- \$22,067,658.00 as part of the Title IV-E Total Foster Care Program.
- \$40,703,703.00 as part of the Title IV-E Adoption Assistance Program.
- Iowa's sum of expenditures for Social Service Block Grants in 2020 was \$28,325,174.00

Federal Funding Sources, 2018



Iowa's Children

IOWA STATE FACT SHEET

<https://www.cwla.org/wp-content/uploads/2023/04/Iowas-Children.pdf>



NATIONAL AND STATE FACT SHEETS

<https://www.cwla.org/our-work/advocacy/national-and-state-fact-sheets/>



CWLA

www.cwla.org/

