

Indiana's Children

Child Maltreatment

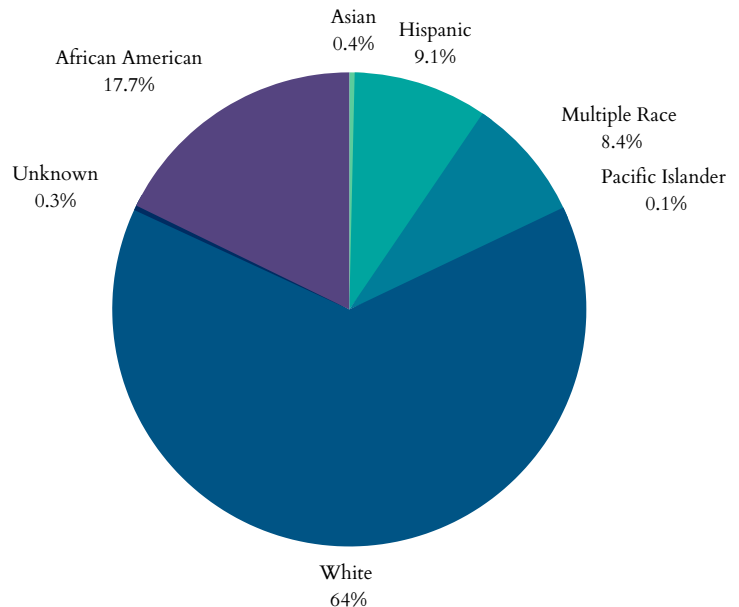
In 2021, Indiana had 174,843 total referrals for child abuse and neglect. Of those, 111,495 were screened in for response by CPS.

There were 21,556 child victims of abuse or neglect in Indiana in 2021, at a rate of 13.6 children per 1,000. This translates to a 26.2% decrease since 2017.

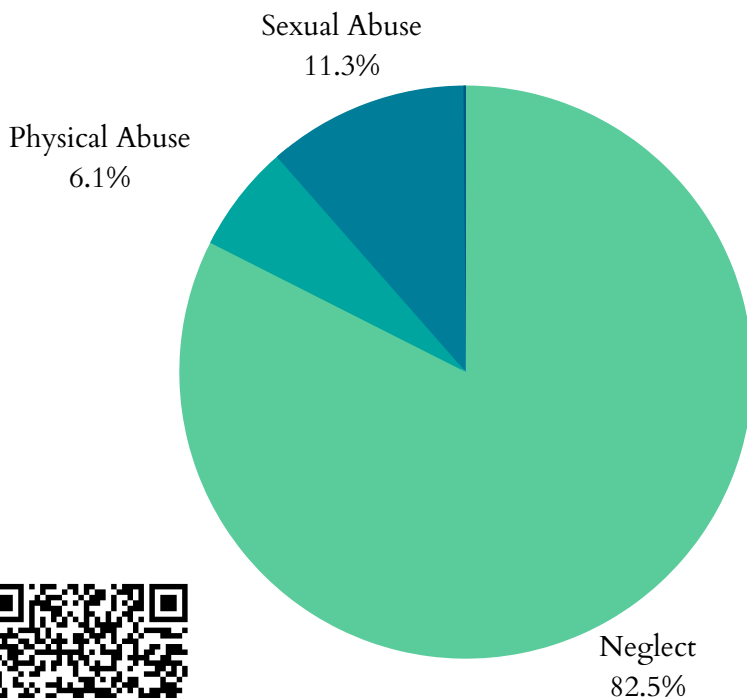
Of the 21,556 children, 15,471 were first-time victims.

The largest age group of victims was children under one, representing 5,065 of the 21,556 cases.

Child Victims by Race or Ethnicity, 2021



Types of Maltreatment Victims, 2021



- 77% of child maltreatment perpetrators in 2020 were parents of the child.
- 23% were non-parents or had an unknown relationship.
- 52% of Indiana's child victims in 2020 were female while 47% were male.

Plans for Safe Care

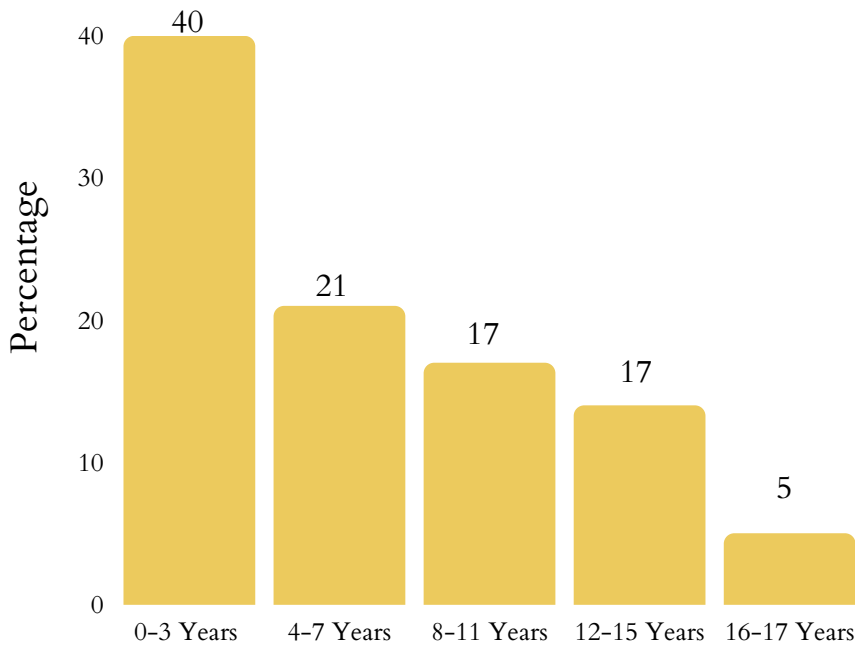
- In 2021, Indiana reported 641 infants screened with prenatal substance abuse exposure.
- Indiana reported 284 plans of safe care for screened-in infants.



Published April 2023

Indiana's Children

Age Distribution of Maltreatment Victims, 2020



- Child fatalities have increased from 56 in 2020 to 57 in 2021.
- Indiana reported 30 child victims of sex trafficking.
- 13,344 victims received post-response services while 12,179 non-victims received post-response services as well.

FAMILY FIRST IMPLEMENTATION

- Indiana's family first plan was approved by the administration in September 2021.
- Indiana's Family First Plan

Foster Care and Adoptions

- 21,932 total children were served by the foster care system in Indiana in FY 2021.
- 13,239 were in care on the day of September 30th, 2021.
- 7,291 children entered care during the 2021 FY while 8,691 exited during the same year.
- 1,844 of Indiana's children were adopted while 3,179 were waiting to be adopted.

8.2%

The decrease since 2019 in children aging out of foster care

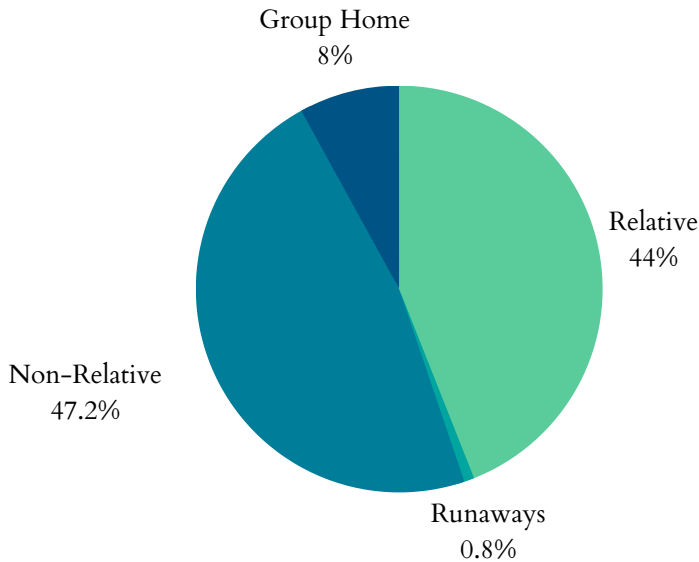
There was a 12.2% decrease in the number of children in care between 2020 and 2021. Adoptions from the system also decreased by 14.2% from 2020.

313 children in Indiana aged out and exited foster care in 2020. This is a decrease from 341 in 2019 and represents a 8.2% decrease.

- Children in foster care in 2020 spent an average length of 19.9 months in care.
- The average length of stay in Indiana for children waiting to be adopted from foster care is 38.2 months.
- The average age of children waiting to be adopted in 2020 was 7.8 years old.
- The average age of adopted children was 6.5 years old.

Indiana's Children

Where are Children in Foster Care Staying?, 2020



Data from 2020 shows that 5,597 children in foster care within Indiana were living with non-relatives while 5,218 stayed with a relative.

948 children were staying in group homes or institutions while 96 children were classified as runaways.

3% of households in Indiana in 2020 had a grandparent living with a grandchild.

The average length of time a child in care spent living with their current relative foster family was 9.6 months.

Child Poverty

Indiana had 428,000 children in 2021 who lived with parents who lacked secure employment, representing 27% of all children.

21% of Indiana's children lived in households with a high housing cost burden.

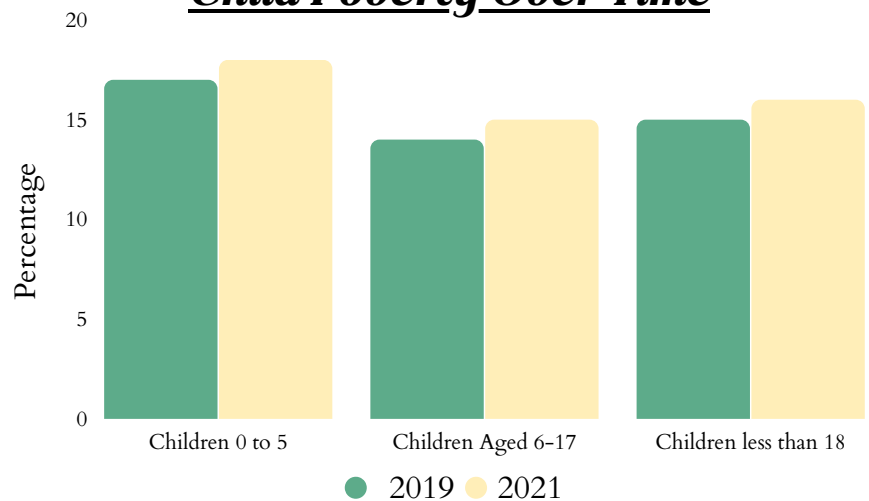
The average number of TANF recipients fell from 17,862 in 2021 to 9,373 in 2022. This represents a 47.6% decrease.

The state spent \$36,849,149 on WIC in 2022, serving 151,449 people. This represents a 1.2% decrease in total participants and a 1.2% increase in spending.

726,020 people in Indiana were food insecure in 2020, including 225,750 children who struggled with hunger.

46.3% of households receiving SNAP benefits in Indiana in 2019 had children.

Child Poverty Over Time



Indiana's Children

Health

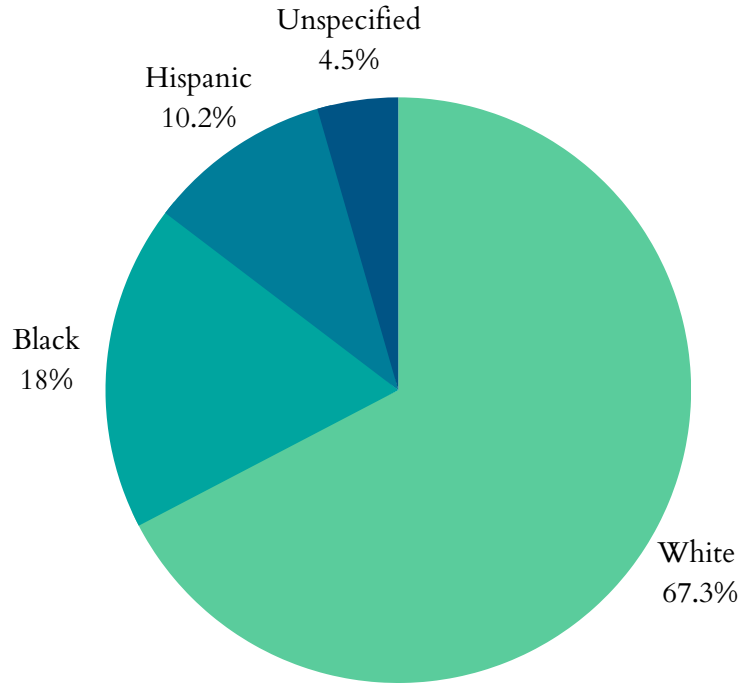
Indiana had 6,390 low birth-weight babies born in 2020, which is constituted as babies weighing less than 5.5 pounds. This translates to 8.1% of infants born in Indiana in 2020.

Indiana had 8,203 of preterm births in 2020, meaning less than 37 completed weeks of gestation. 9.8% of all White babies were born prematurely while 14.4% of Black babies arrived prematurely in 2020. The total premature birth rate was 10.44%.

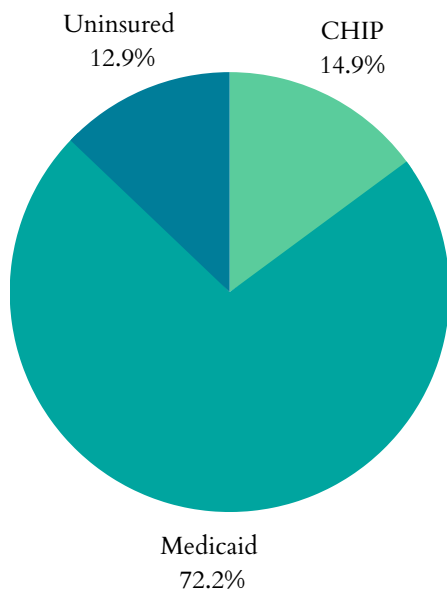
There were 4,127 births to mothers aged 15-19 in Indiana in 2020, representing a rate of 19 in every 1,000 teen girls.

527 infants under 1 died in Indiana in 2020, representing an infant mortality rate of 6.7 per 1,000.

Percentage of All Preterm Births by Race or Ethnicity, 2020



Public Health Insurance Coverage for Children, 2019



100,000 of Indiana's children had no health insurance in 2021. This represents a 16.0% decrease from 2019.

Indiana is a Medicaid expansion state as February 2015.

698,678 children in Indiana were enrolled in Medicaid in 2020. This represents a 4.7% increase from 2019.

123,134 children in Indiana were in the state Children Health Insurance Program (CHIP) in 2020. This represents a 10.5% decrease from 2019.

Indiana's Children

Juvenile Justice

- There were 5,211 total arrests for children under 18 in Indiana in 2019.
- 292 of these arrests were for Disorderly Conduct.
- 902 arrests were made for Property Crimes.
- 780 were arrested under the charge of Drug Abuse Violations.
- 1,155 children lived in juvenile correction facilities in Indiana in 2019. This is a decrease from 1,335 kids in 2017, representing a 13.5% decline.

13.5%

The decrease since 2017 of children living in juvenile correction facilities.

Teens & Youth

- 24,000 (6%) of Indiana's youth, ages 16-19, were not in school nor working in 2021.
- In 2020, there were 21 reports of children in Indiana aged 10-14 committing suicide and 149 reports of suicide among children and young adults aged 15-24.
- 155 children under age 19 were killed by a firearm in Indiana in 2020.

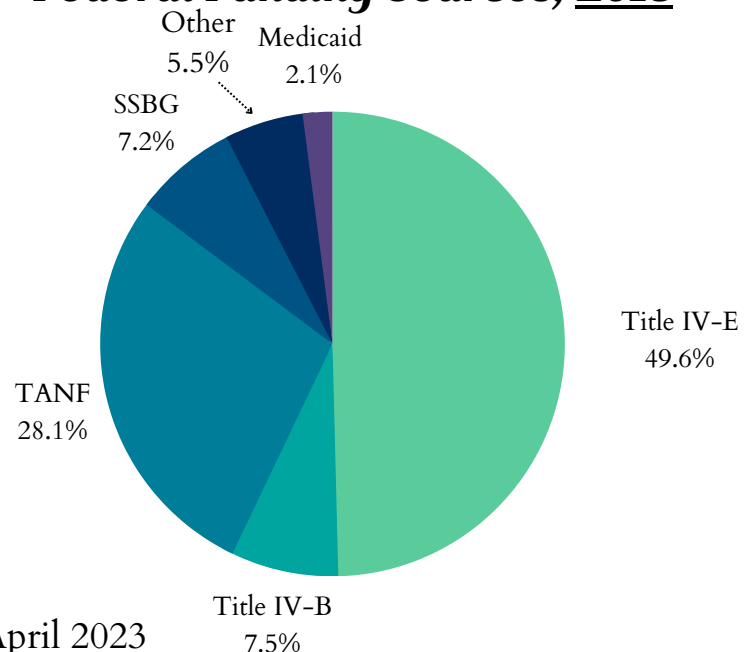
Funding for Child Welfare Services

- Indiana spent \$1,138,046,715.09 on child welfare services in 2018. Child welfare services are all of the direct and administrative services that state agencies provide to children and families.
- \$198,425,094 were allocated from the federal government and \$930,612,707.81 came from state and local funds.

The significant funding sectors of the \$198,425,094 in federal funding received in Indiana in 2018:

- \$5,496,516.00 as part of the Title IV-E Total Foster Care Program.
- \$61,370,059.00 as part of the Title IV-E Adoption Assistance Program.
- Indiana's sum of expenditures for Social Service Block Grants in 2020 was \$32,062,837.00

Federal Funding Sources, 2018



Indiana's Children

INDIANA STATE FACT SHEET

<https://www.cwla.org/wp-content/uploads/2023/04/Indianas-Children.pdf>



NATIONAL AND STATE FACT SHEETS

<https://www.cwla.org/our-work/advocacy/national-and-state-fact-sheets/>



CWLA

www.cwla.org/

