

Illinois' Children

Child Maltreatment

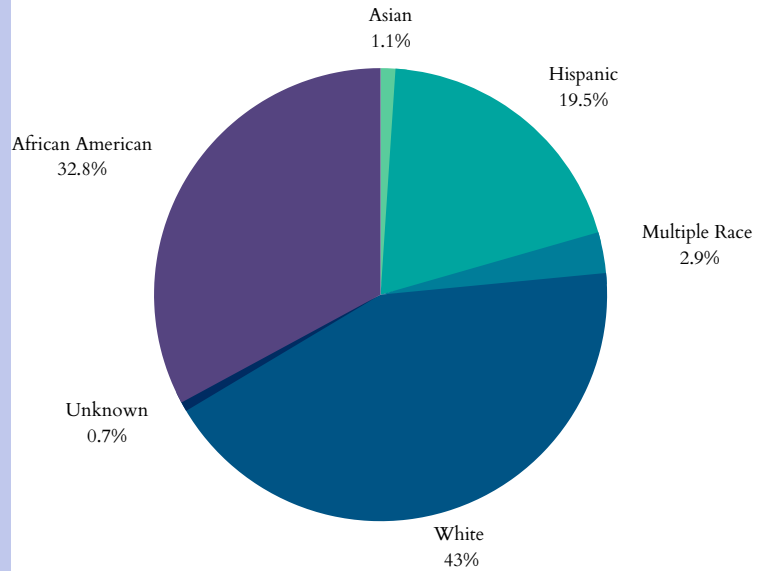
In 2021, Illinois had 83,116 total referrals for child abuse and neglect. Of those, 83,116 were screened in for response by CPS.

There were 35,841 child victims of abuse or neglect in Illinois in 2021, at a rate of 12.8 children per 1,000. This translates to a 24.7% increase since 2017.

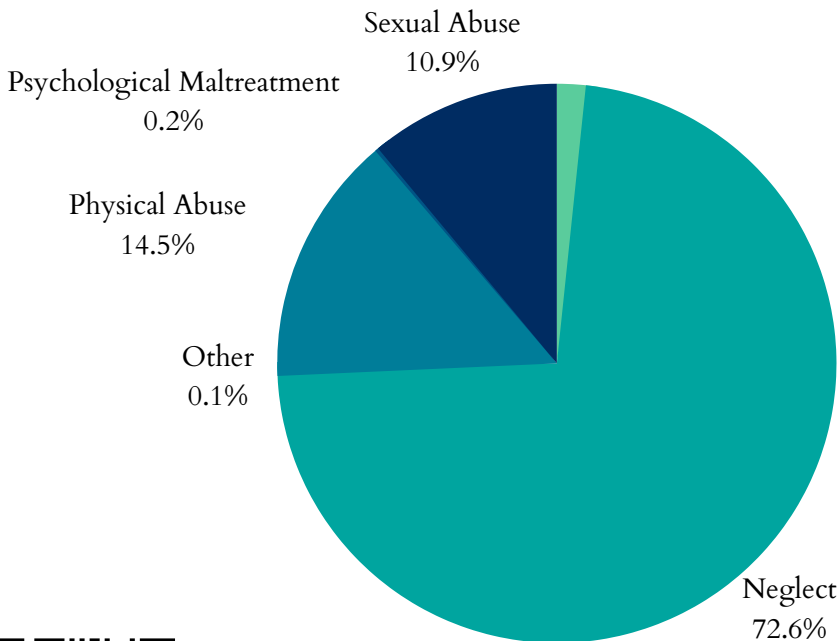
Of the 35,841 children, 23,058 were first-time victims.

The largest age group of victims was children under one, representing 4,601 of the 35,841 cases.

Child Victims by Race or Ethnicity, 2021



Types of Maltreatment Victims, 2021



- 80% of child maltreatment perpetrators in 2020 were parents of the child.
- 20% were non-parents or had an unknown relationship.
- 50% of Illinois's child victims in 2020 were female while 49% were male.

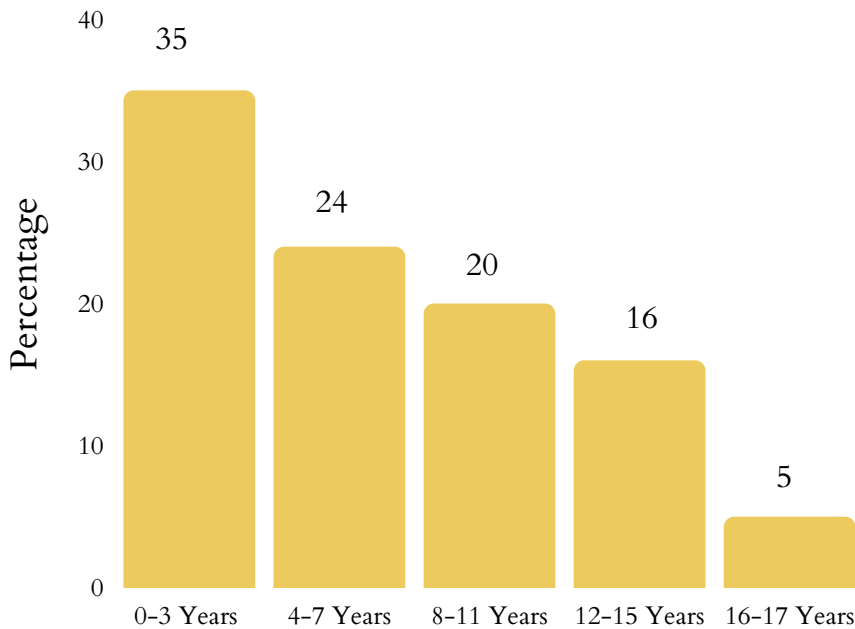
Plans for Safe Care

- In 2021, Illinois reported 1 infant screened with prenatal substance abuse exposure.
- Illinois did not report plans of safe care for screened-in infants.



Illinois' Children

Age Distribution of Maltreatment Victims, 2020



- Child fatalities have decreased from 102 in 2020 to 89 in 2021.
- Illinois did not report a number of child victims of sex trafficking.
- 19,152 victims received post-response services while 25,947 non-victims received post-response services as well.

FAMILY FIRST IMPLEMENTATION

- Illinois' family first plan was approved by the administration in July 2021.
- Illinois' Family First Plan

Foster Care and Adoptions

- 27,277 total children were served by the foster care system in Illinois in FY 2021.
- 21,086 were in care on the day of September 30th, 2021.
- 6,944 children entered care during the 2021 FY while 6,193 exited during the same year.
- 1,602 of Illinois's children were adopted while 2,798 were waiting to be adopted.

10.7%

The increase since 2019 in children aging out of foster care.

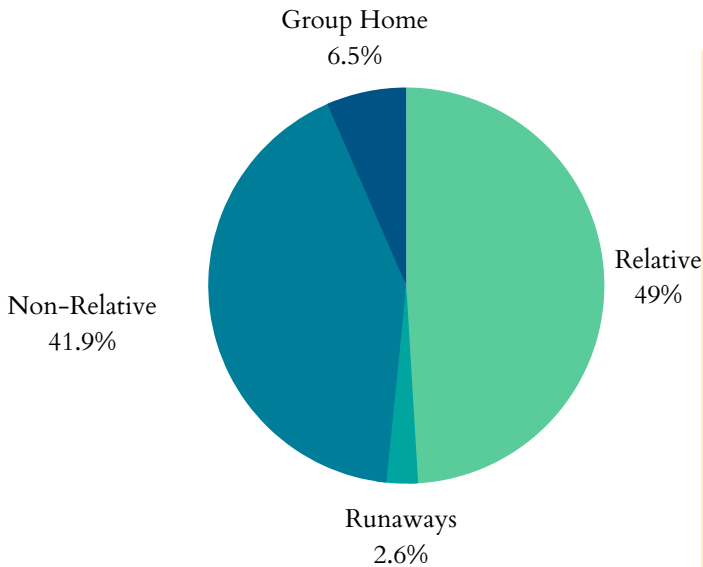
There was a 2.5% increase in the number of children in care between 2020 and 2021. Adoptions from the system also increased by 5.3% from 2020.

598 children in Illinois aged out and exited foster care in 2020. This is a increase from 540 in 2019 and represents a 10.7% increase.

- Children in foster care in 2020 spent an average length of 18.6 months in care.
- The average length of stay in Illinois for children waiting to be adopted from foster care is 29.8 months.
- The average age of children waiting to be adopted in 2020 was 7.9 years old.
- The average age of adopted children was 6.4 years old.

Illinois' Children

Where are Children in Foster Care Staying?, 2020



Data from 2020 shows that 7,719 children in foster care within Illinois were living with non-relatives while 9,045 stayed with a relative.

1,205 children were staying in group homes or institutions while 473 children were classified as runaways.

4% of households in Illinois in 2020 had a grandparent living with a grandchild.

The average length of time a child in care spent living with their current relative foster family was 7.4 months.

Child Poverty

Illinois had 761,000 children in 2021 who lived with parents who lacked secure employment, representing 27% of all children.

28% of Illinois's children lived in households with a high housing cost burden.

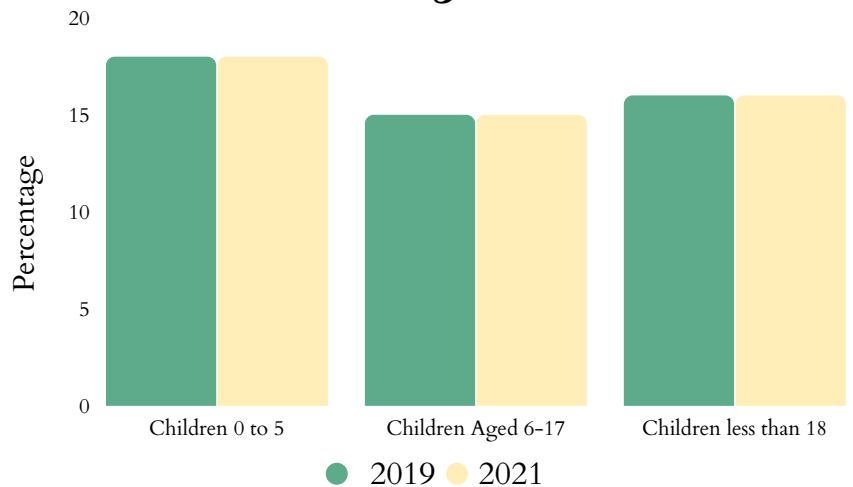
The average number of TANF recipients fell from 20,715 in 2021 to 20,307 in 2022. This represents a 2.0% decrease.

The state spent \$47,647,218 on WIC in 2022, serving 155,525 people. This represents a 1.2% increase in total participants and a 2.4% decrease in spending.

1,052,040 people in Illinois were food insecure in 2020, including 323,740 children who struggled with hunger.

38.3% of households receiving SNAP benefits in Illinois in 2019 had children.

Child Poverty Over Time



Illinois' Children

Health

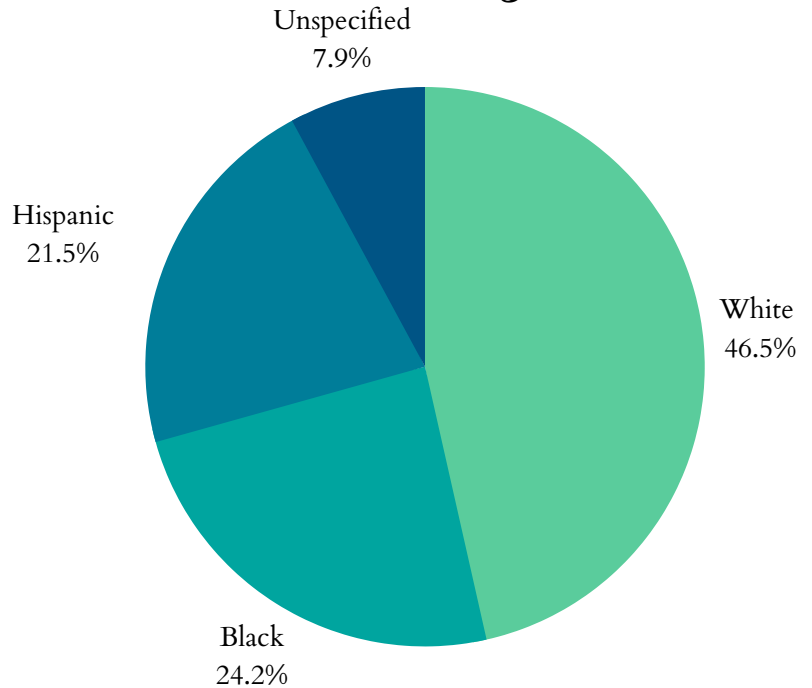
Illinois had 11,010 low birth-weight babies born in 2020, which is constituted as babies weighing less than 5.5 pounds. This translates to 8.3% of infants born in Illinois in 2020.

Illinois had 13,741 preterm births in 2020, meaning less than 37 completed weeks of gestation. 9.1% of all White babies were born prematurely while 14.4% of Black babies arrived prematurely in 2020. The total premature birth rate was 10.31%.

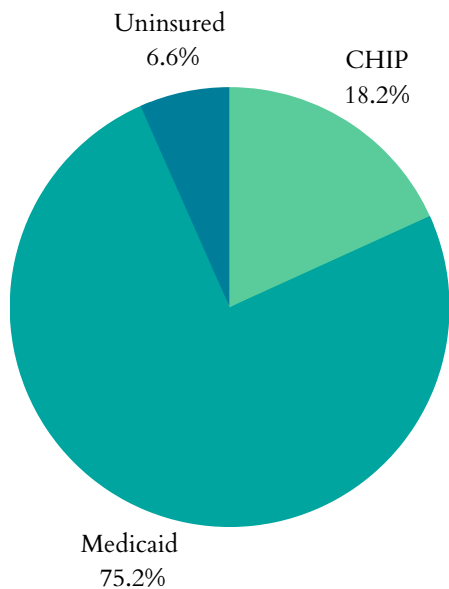
There were 1,310 births to mothers aged 15-19 in Illinois in 2020, representing a rate of 5 in every 1,000 teen girls.

737 infants under 1 died in Illinois in 2020, representing an infant mortality rate of 5.5 per 1,000.

Percentage of All Preterm Births by Race or Ethnicity, 2020



Public Health Insurance Coverage for Children, 2019



95,000 of Illinois's children had no health insurance in 2021. This represents a 20.8% decrease from 2019.

Illinois is a Medicaid expansion state as of January 2014.

1,335,063 children in Illinois were enrolled in Medicaid in 2020. This represents a 1.7% decrease from 2019.

330,376 children in Illinois were in the state Children Health Insurance Program (CHIP) in 2020. This represents a 0.4% increase from 2019.

Illinois' Children

Juvenile Justice

- There were 696 total arrests for children under 18 in Illinois in 2019.
- 95 of these arrests were for Disorderly Conduct.
- 66 arrests were made for Property Crimes.
- 123 were arrested under the charge of Drug Abuse Violations.
- 834 children lived in juvenile correction facilities in Illinois in 2019. This is a decrease from 1,071 kids in 2017, representing a 22.1% decline.

22.1%

The decrease since 2017 of children living in juvenile correction facilities.

Teens & Youth

- 42,000 (6%) of Illinois's youth, ages 16-19, were not in school nor working in 2021.
- In 2020, there were 15 reports of children in Illinois aged 10-14 committing suicide and 198 reports of suicide among children and young adults aged 15-24.
- 196 children under age 19 were killed by a firearm in Illinois in 2020.

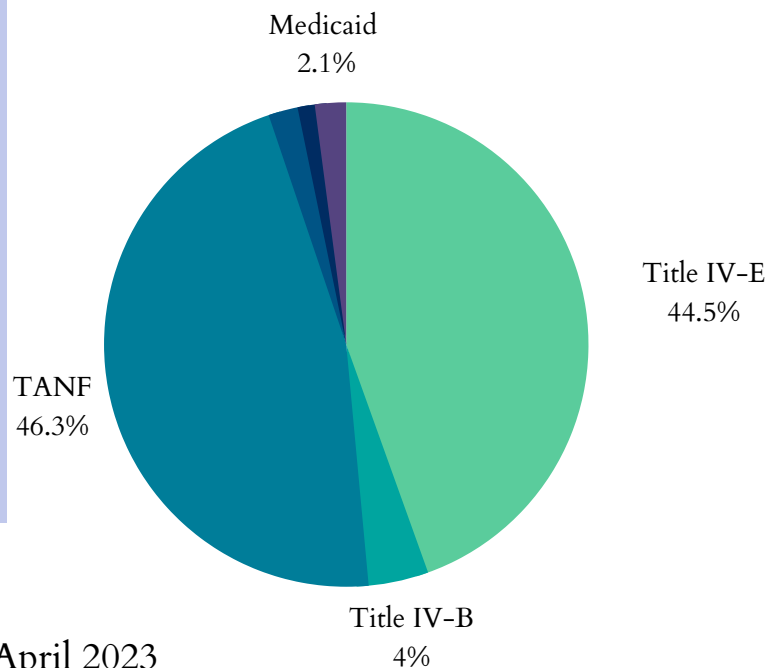
Funding for Child Welfare Services

- Illinois spent \$1,089,469,632.77 on child welfare services in 2018. Child welfare services are all of the direct and administrative services that state agencies provide to children and families.
- \$634,226,161.77 were allocated from the federal government and \$433,117,339.00 came from state and local funds.

The significant funding sectors of the \$634,226,161.77 in federal funding received in Illinois in 2018:

- \$33,609,423.78 as part of the Title IV-E Total Foster Care Program.
- \$80,491,218.55 as part of the Title IV-E Adoption Assistance Program.
- Illinois's sum of expenditures for Social Service Block Grants in 2020 was \$53,440,201.00

Federal Funding Sources, 2018



Illinois' Children

ILLINOIS STATE FACT SHEET

<https://www.cwla.org/wp-content/uploads/2023/04/Illinois-Children.pdf>



NATIONAL AND STATE FACT SHEETS

<https://www.cwla.org/our-work/advocacy/national-and-state-fact-sheets/>



CWLA

www.cwla.org/

