

Florida's Children

Child Maltreatment

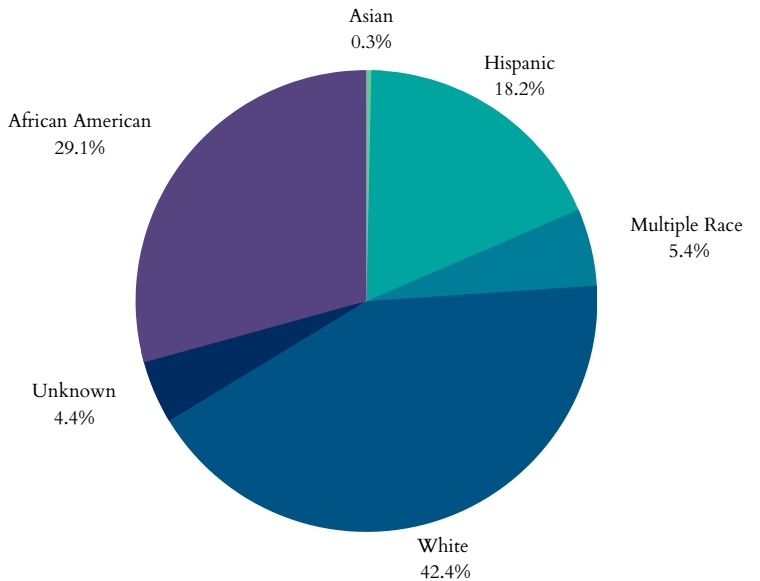
In 2021, Florida had 241,417 total referrals for child abuse and neglect. Of those, 143,105 were screened in for response by CPS.

There were 27,394 child victims of abuse or neglect in Florida in 2021, at a rate of 6.7 children per 1,000. This translates to a 31.7% decrease since 2017.

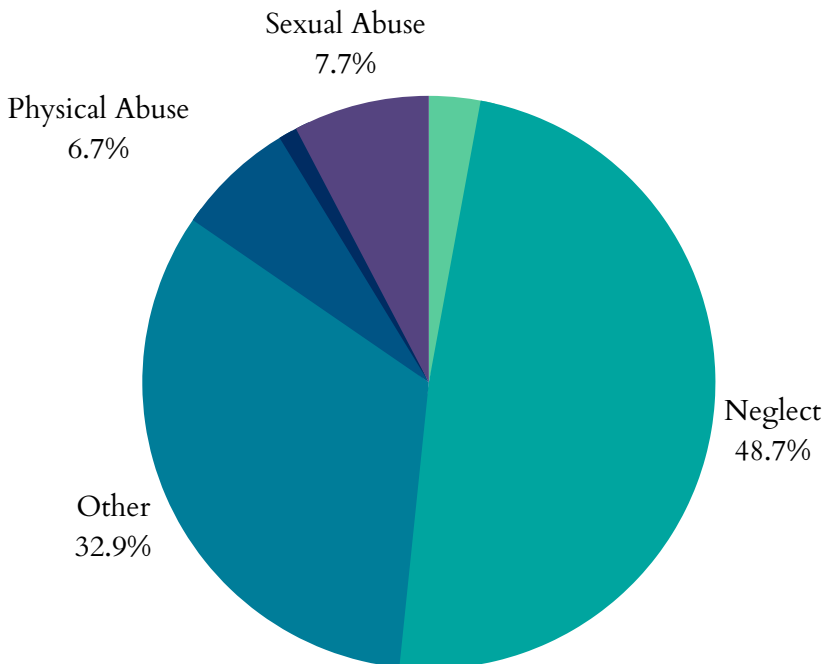
Of the 27,394 children, 12,235 were first-time victims.

The largest age group of victims was children under one, representing 4,301 of the 27,394 cases.

Child Victims by Race or Ethnicity, 2021



Types of Maltreatment Victims, 2021



- 71% of child maltreatment perpetrators in 2020 were parents of the child.
- 29% were non-parents or had an unknown relationship.
- 51% of Florida's child victims in 2020 were female while 48% were male.

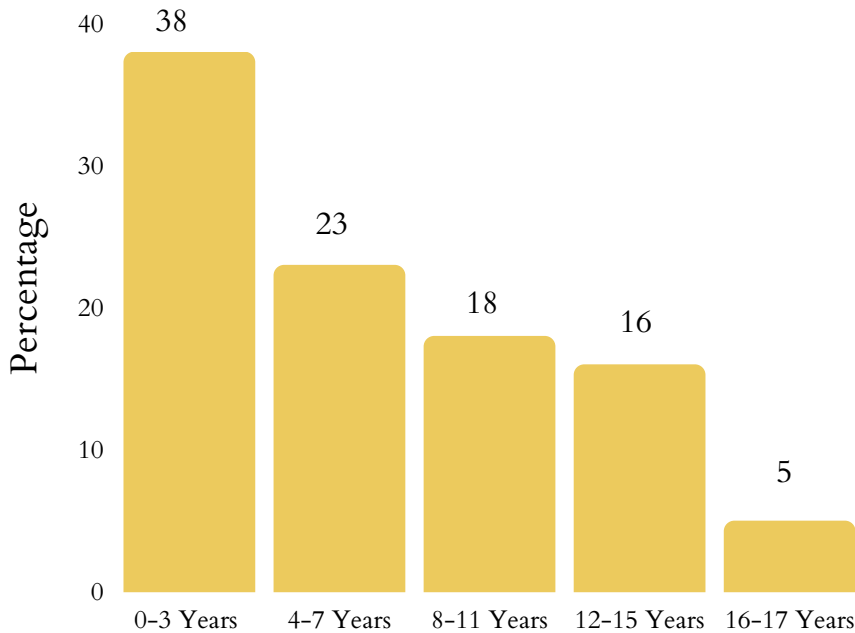
Plans for Safe Care

- In 2021, Florida reported 1 infant screened with prenatal substance abuse exposure.
- Florida reported 1 plan of safe care for screened-in infants.



Florida's Children

Age Distribution of Maltreatment Victims, 2020



- Child fatalities have remained the same at 84 in 2020 to 84 in 2021.
- Florida did not report a number of child victims of sex trafficking.
- 10,489 victims received post-response services while 8,960 non-victims received post-response services as well.

FAMILY FIRST IMPLEMENTATION

- Florida does not have a plan approved by the administration.
- The plan was submitted.
- Florida's Family First Plan

Foster Care and Adoptions

- 36,161 total children were served by the foster care system in Florida in FY 2021.
- 23,507 were in care on the day of September 30th, 2021.
- 13,212 children entered care during the 2021 FY while 12,654 exited during the same year.
- 3,938 of Florida's children were adopted while 9,046 were waiting to be adopted.

1.8%

The increase since 2019 in children aging out of foster care.

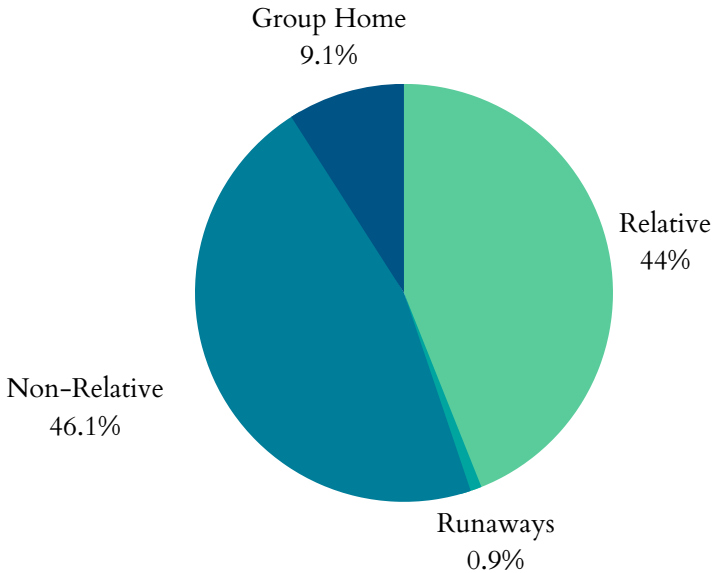
There was a 0.05% decrease in the number of children in care between 2020 and 2021. Adoptions from the system also decreased by 13.1% from 2020.

747 children in Florida aged out and exited foster care in 2020. This is an increase from 734 in 2019 and represents a 1.8% increase.

- Children in foster care in 2020 spent an average length of 16.8 months in care.
- The average length of stay in Florida for children waiting to be adopted from foster care is 26.2 months.
- The average age of children waiting to be adopted in 2020 was 7.2 years old.
- The average age of adopted children was 6 years old.

Florida's Children

Where are Children in Foster Care Staying?, 2020



Data from 2020 shows that 10,335 children in foster care within Florida were living with non-relatives while 9,853 stayed with a relative.

2,033 children were staying in group homes or institutions while 195 children were classified as runaways.

4% of households in Florida in 2020 had a grandparent living with a grandchild.

The average length of time a child in care spent living with their current relative foster family was 10.3 months.

Child Poverty

Florida had 1,236,000 children in 2021 who lived with parents who lacked secure employment, representing 29% of all children.

36% of Florida's children lived in households with a high housing cost burden.

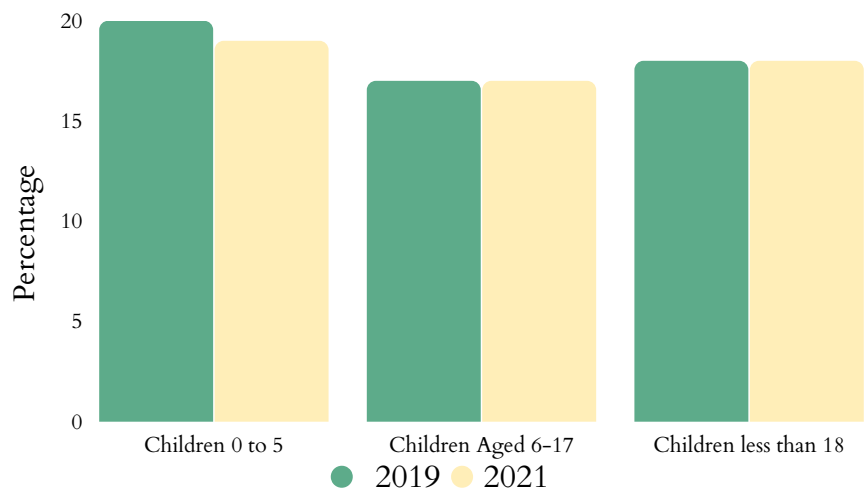
The average number of TANF recipients fell from 67,902 in 2021 to 44,596 in 2022. This represents a 34.3% decrease.

The state spent \$103,996,975 on WIC in 2022, serving 410,739 people. This represents a 1.9% increase in total participants and a 4.5% decrease in spending.

2,252,050 people in Florida were food insecure in 2020, including 660,500 children who struggled with hunger.

38.3% of households receiving SNAP benefits in Florida in 2019 had children.

Child Poverty Over Time



Florida's Children

Health

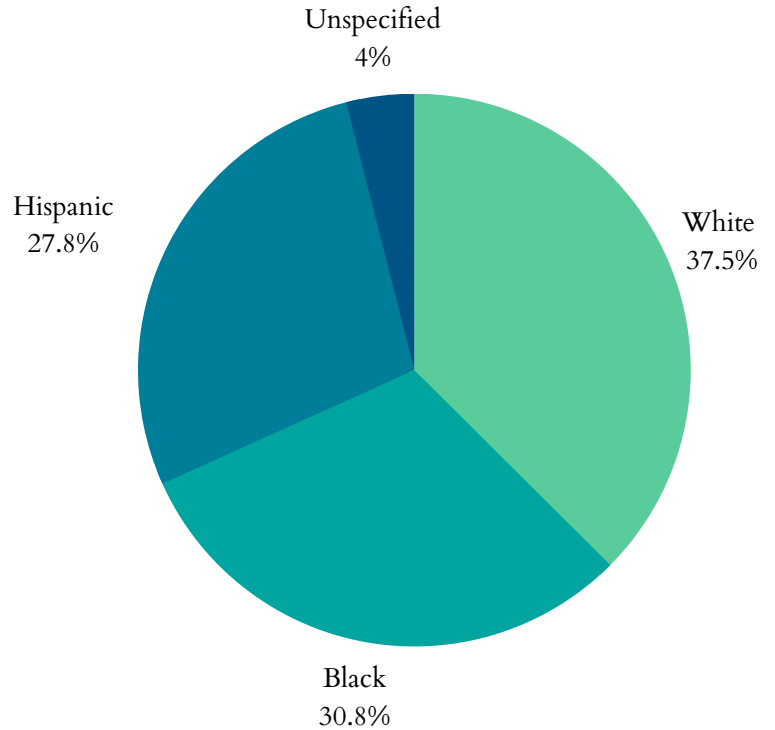
Florida had 18,202 low birth-weight babies born in 2020, which is constituted as babies weighing less than 5.5 pounds. This translates to 8.7% of infants born in Florida in 2020.

Florida had 21,938 preterm births in 2020, meaning less than 37 completed weeks of gestation. 9.3% of all White babies were born prematurely while 13.4% of Black babies arrived prematurely in 2020. The total premature birth rate was 10.47%.

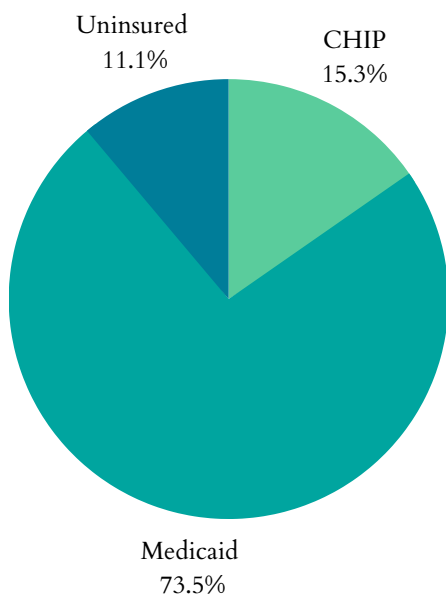
There were 8,920 births to mothers aged 15-19 in Florida in 2020, representing a rate of 15 in every 1,000 teen girls.

1,214 infants under 1 died in Florida in 2020, representing an infant mortality rate of 5.8 per 1,000.

Percentage of All Preterm Births by Race or Ethnicity, 2020



Public Health Insurance Coverage for Children, 2019



332,000 of Florida's children had no health insurance in 2021. This represents a 3.2% decrease from 2019.

Florida is not a Medicaid expansion state.

2,308,619 children in Florida were enrolled in Medicaid in 2020. This represents a 1.9% increase from 2019.

461,726 children in Florida were in the state Children Health Insurance Program (CHIP) in 2020. This represents a 2.2% decrease from 2019.

Florida's Children

Juvenile Justice

- There were 44,634 total arrests for children under 18 in Florida in 2019.
- 0 of these arrests were for Disorderly Conduct.
- 11,457 arrests were made for Property Crimes.
- 3,881 were arrested under the charge of Drug Abuse Violations.
- 2,001 children lived in juvenile correction facilities in Florida in 2019. This is a decrease from 2,712 kids in 2017, representing a 26.2% decline.

26.2%

The decrease since 2017 of children living in juvenile correction facilities.

Teens & Youth

- 72,000 (7%) of Florida's youth, ages 16-19, were not in school nor working in 2021.
- In 2020, there were 35 reports of children in Florida aged 10-14 committing suicide and 314 reports of suicide among children and young adults aged 15-24.
- 251 children under age 19 were killed by a firearm in Florida in 2020.

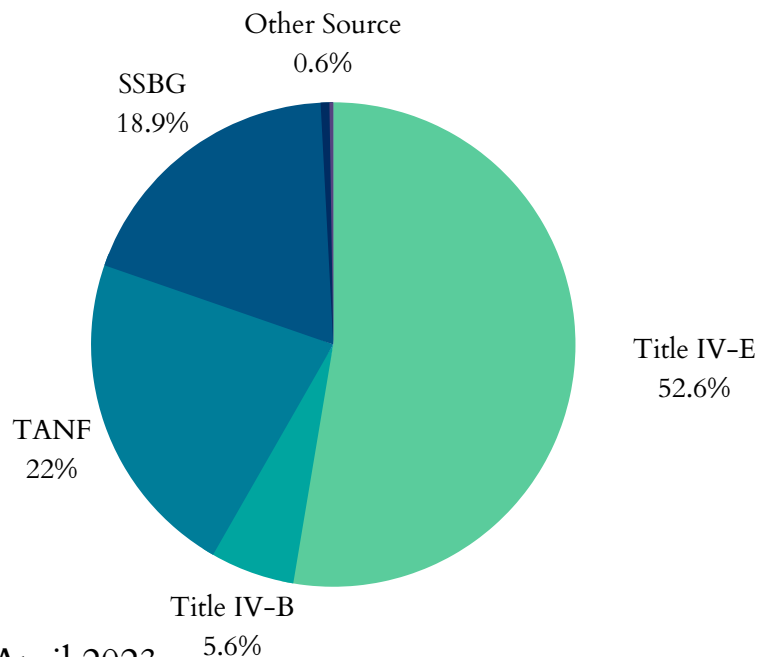
Funding for Child Welfare Services

- Florida spent \$1,295,069,665 on child welfare services in 2018. Child welfare services are all of the direct and administrative services that state agencies provide to children and families.
- \$776,840,104 were allocated from the federal government and \$499,668,211 came from state and local funds.

The significant funding sectors of the \$776,840,104.00 in federal funding received in Florida in 2018:

- \$15,494,060.00 as part of the Title IV-E Total Foster Care Program.
- \$136,398,445.00 as part of the Title IV-E Adoption Assistance Program.
- Florida's sum of expenditures for Social Service Block Grants in 2020 was \$160,373,875.00

Federal Funding Sources, 2018



Florida's Children

FLORIDA STATE FACT SHEET

<https://www.cwla.org/wp-content/uploads/2023/04/Floridas-Children.pdf>



NATIONAL AND STATE FACT SHEETS

<https://www.cwla.org/our-work/advocacy/national-and-state-fact-sheets/>



CWLA

www.cwla.org/

