

# Connecticut's Children

## Child Maltreatment

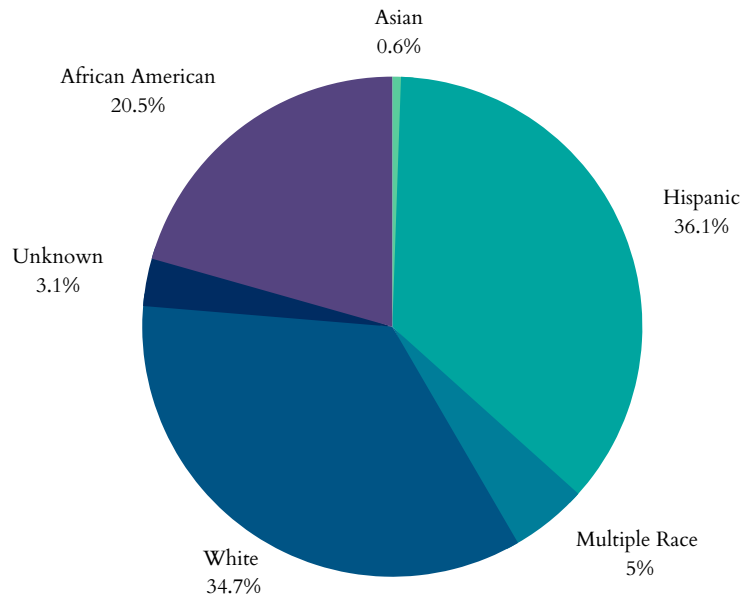
In 2021, Connecticut had 41,887 total referrals for child abuse and neglect. Of those, 10,626 were screened in for response by CPS.

There were 5,570 child victims of abuse or neglect in Connecticut in 2021, at a rate of 7.6 children per 1,000. This translates to a 34.0% decrease since 2017.

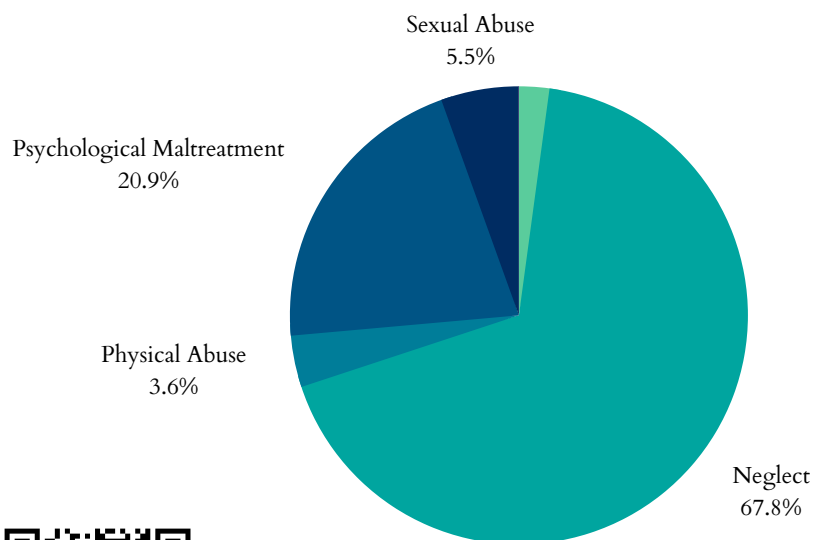
Of the 5,570 children, 3,919 were first-time victims.

The largest age group of victims was children under one, representing 918 of the 5,570 cases.

## Child Victims by Race or Ethnicity, 2021



## Types of Maltreatment Victims, 2021



- 78% of child maltreatment perpetrators in 2020 were parents of the child.
- 22% were non-parents or had an unknown relationship.
- 51% of Connecticut's child victims in 2020 were female while 49% were male.

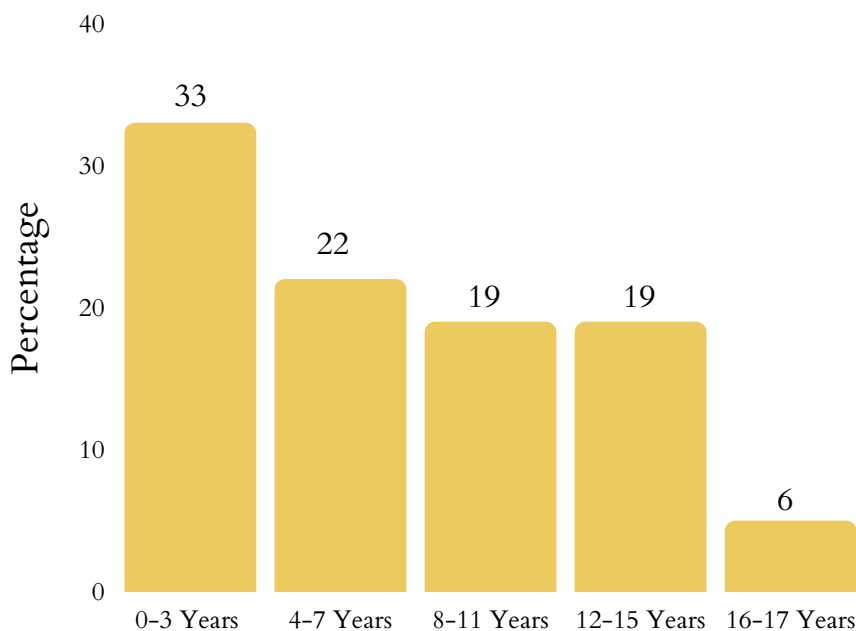
## Plans for Safe Care

- In 2021, Connecticut reported 4 infants screened with prenatal substance abuse exposure.
- Connecticut did not report plans of safe care for screened-in infants.



# Connecticut's Children

## Age Distribution of Maltreatment Victims, 2020



- Child fatalities have increased from 9 in 2020 to 14 in 2021.
- Connecticut reported 3 child victims of sex trafficking.
- 5,733 victims received post-response services while 8,747 non-victims received post-response services as well.

### FAMILY FIRST IMPLEMENTATION

- Connecticut's family first plan was approved by the administration in January 2022.
- Connecticut's Family First Plan

## Foster Care and Adoptions

- 5,041 total children were served by the foster care system in Connecticut in FY 2021.
- 3,488 were in care on the day of September 30th, 2021.
- 1,168 children entered care during the 2021 FY while 1,553 exited during the same year.
- 460 of Connecticut's children were adopted while 1,137 were waiting to be adopted.

**19.1%**

The decrease since 2019 in children aging out of foster care.

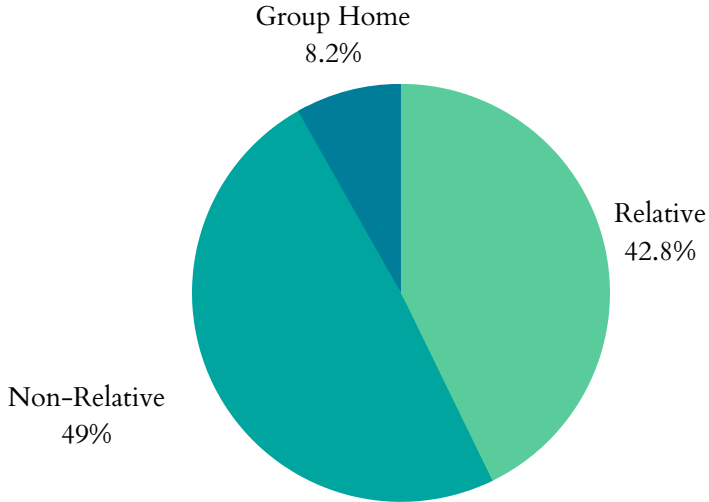
There was a 13.5% decrease in the number of children in care between 2020 and 2021. Adoptions from the system increased by 2.2% from 2020.

89 children in Connecticut aged out and exited foster care in 2020. This is a decrease from 110 in 2019 and represents a 19.1% decrease.

- Children in foster care in 2020 spent an average length of 18.6 months in care.
- The average length of stay in Connecticut for children waiting to be adopted from foster care is 29.8 months.
- The average age of children waiting to be adopted in 2020 was 7.9 years old.
- The average age of adopted children was 6.4 years old.

# Connecticut's Children

## Where are Children in Foster Care Staying?, 2020



Data from 2020 shows that 1,745 children in foster care within Connecticut were living with non-relatives while 1,523 stayed with a relative.

292 children were staying in group homes or institutions. They did not report the number of children classified as runaways.

3% of households in Connecticut in 2020 had a grandparent living with a grandchild.

The average length of time a child in care spent living with their current relative foster family was 12.8 months.

## Child Poverty

Connecticut had 193,000 children in 2021 who lived with parents who lacked secure employment, representing 27% of all children.

31% of Connecticut's children lived in households with a high housing cost burden.

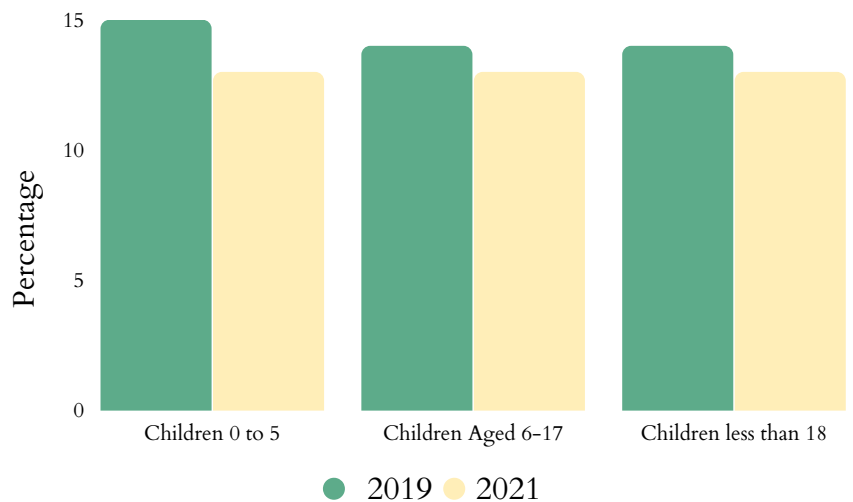
The average number of TANF recipients fell from 12,055 in 2021 to 10,143 in 2022. This represents a 15.9% decrease.

The state spent \$14,470,552.00 on WIC in 2022, serving 46,210 people. This represents a 5.3% increase in total participants and a 1.2% decrease in spending.

364,040 people in Connecticut were food insecure in 2020, including 92,430 children who struggled with hunger.

31.4% of households receiving SNAP benefits in Connecticut in 2019 had children.

## Child Poverty Over Time



# Connecticut's Children

## Health

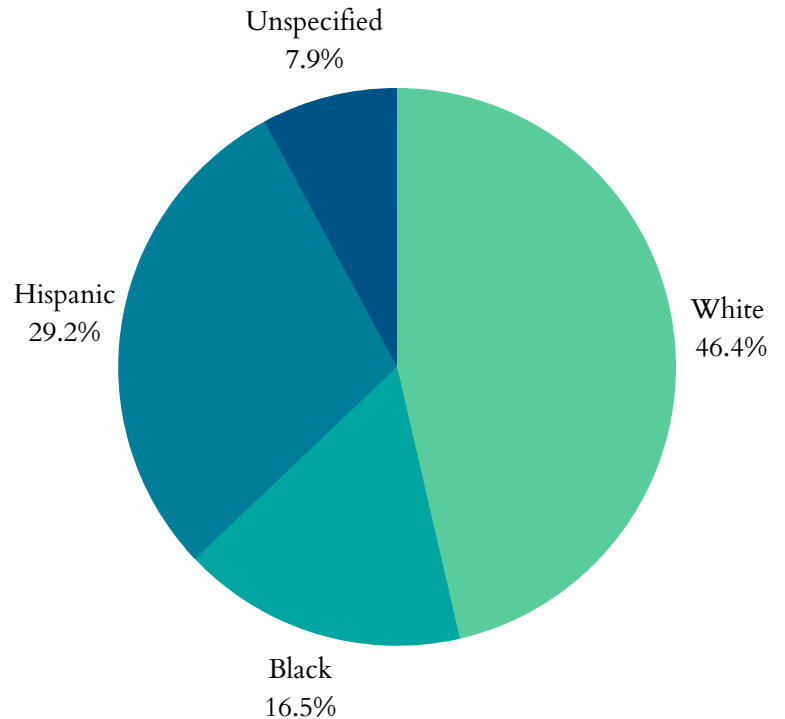
Connecticut had 2,623 low birth-weight babies born in 2020, which is constituted as babies weighing less than 5.5 pounds. This translates to 7.8% of infants born in Connecticut in 2020.

Connecticut had 3,068 of preterm births in 2020, meaning less than 37 completed weeks of gestation. 8.0% of all White babies were born prematurely while 10.0% of Black babies arrived prematurely in 2020. The total premature birth rate was 9.17%.

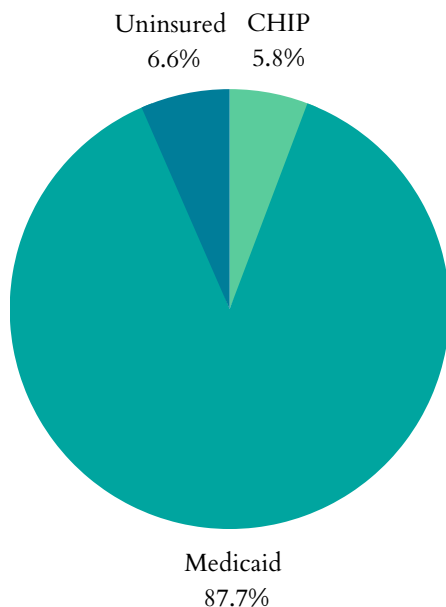
There were 882 births to mothers aged 15-19 in Connecticut in 2020, representing a rate of 8 in every 1,000 teen girls.

144 infants under 1 died in Connecticut in 2020, representing an infant mortality rate of 4.3 per 1,000.

### ***Percentage of All Preterm Births by Race or Ethnicity, 2020***



### ***Public Health Insurance Coverage for Children, 2019***



19,000 of Connecticut's children had no health insurance in 2021. This represents a 29.6% decrease from 2019.

Connecticut is a Medicaid expansion state as of January 2014.

369,588 children in Connecticut were enrolled in Medicaid in 2020. This represents a 2.3% increase from 2019.

21,609 children in Connecticut were in the state Children Health Insurance Program (CHIP) in 2020. This represents a 8.8% decrease from 2019.

# Connecticut's Children 2023

## Juvenile Justice

- There were 6,942 total arrests for children under 18 in Connecticut in 2019.
- 1,328 of these arrests were for Disorderly Conduct.
- 1,405 arrests were made for Property Crimes.
- 570 were arrested under the charge of Drug Abuse Violations.
- 96 children lived in juvenile correction facilities in Connecticut in 2019. This is a decrease from 99 kids in 2017, representing a 3.0% decline.

3.0%

The decrease since 2017 of children living in juvenile correction facilities.

## Teens & Youth

- 8,000 (4%) of Connecticut's youth, ages 16-19, were not in school nor working in 2021.
- In 2020, there were no reports of children in Connecticut aged 10-14 committing suicide and 29 reports of suicide among children and young adults aged 15-24.
- 18 children under age 19 were killed by a firearm in Connecticut in 2020.

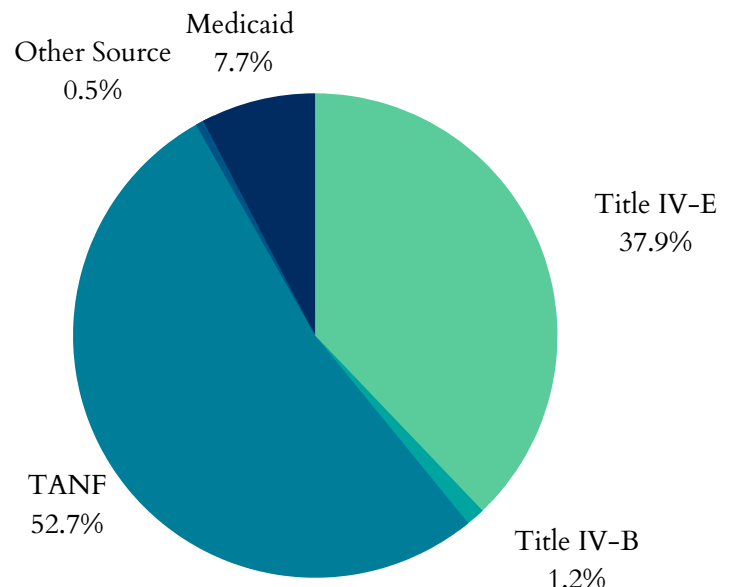
## Funding for Child Welfare Services

- Connecticut spent \$737,697,784.00 on child welfare services in 2018. Child welfare services are all of the direct and administrative services that state agencies provide to children and families.
- \$333,067,515.00 were allocated from the federal government and \$401,586,171.00 came from state and local funds.

The significant funding sectors of the \$333,067,515.00 in federal funding received in Connecticut in 2018:

- \$76,682,585.00 as part of the Title IV-E Total Foster Care Program.
- \$45,389,204.00 as part of the Title IV-E Adoption Assistance Program.
- Connecticut's sum of expenditures for Social Service Block Grants in 2020 was \$16,211,628.00

### Federal Funding Sources, 2018



# Connecticut's Children

## **CONNECTICUT STATE FACT SHEET**




<https://www.cwla.org/wp-content/uploads/2023/04/Connecticuts-Children.pdf>

## **NATIONAL AND STATE FACT SHEETS**



<https://www.cwla.org/our-work/advocacy/national-and-state-fact-sheets/>

**CWLA**



[www.cwla.org/](http://www.cwla.org/)