

California's Children

Child Maltreatment

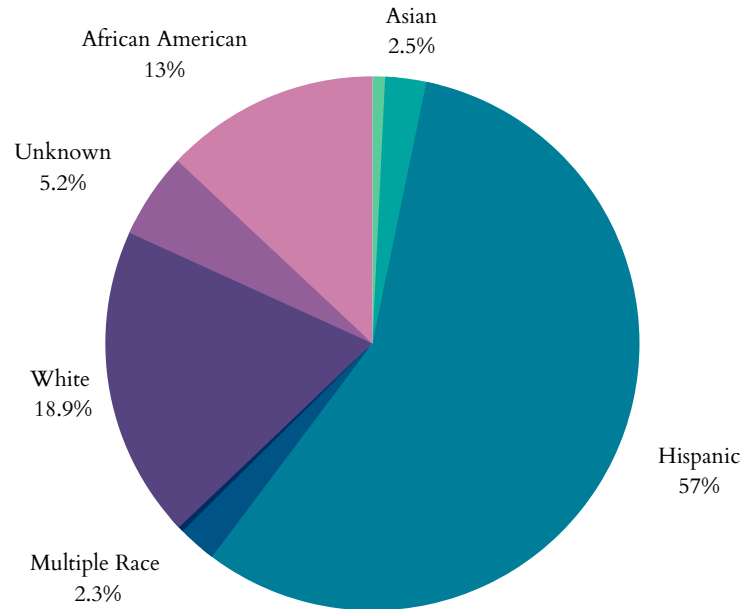
In 2021, California had 338,186 total referrals for child abuse and neglect. Of those, 178,996 were screened in for response by CPS.

There were 55,503 child victims of abuse or neglect in California in 2021, at a rate of 6.3 children per 1,000. This translates to a 15.1% decrease since 2017.

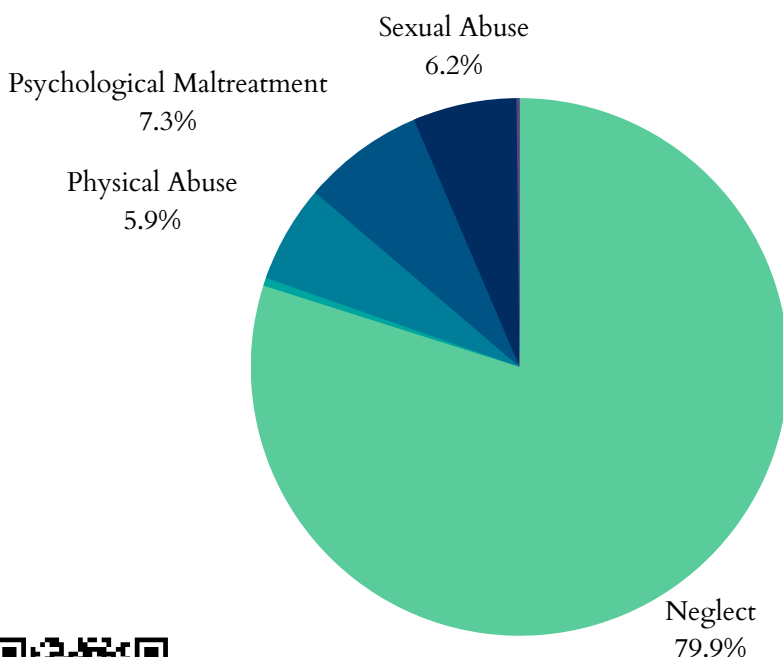
Of the 55,503 children, 43,556 were first-time victims.

The largest age group of victims was children under one, representing 9,112 of the 55,503 cases.

Child Victims by Race or Ethnicity, 2021



Types of Maltreatment Victims, 2021



- 87% of child maltreatment perpetrators in 2020 were parents of the child.
- 13% were non-parents or had an unknown relationship.
- 51% of California's child victims in 2020 were female while 48% were male.

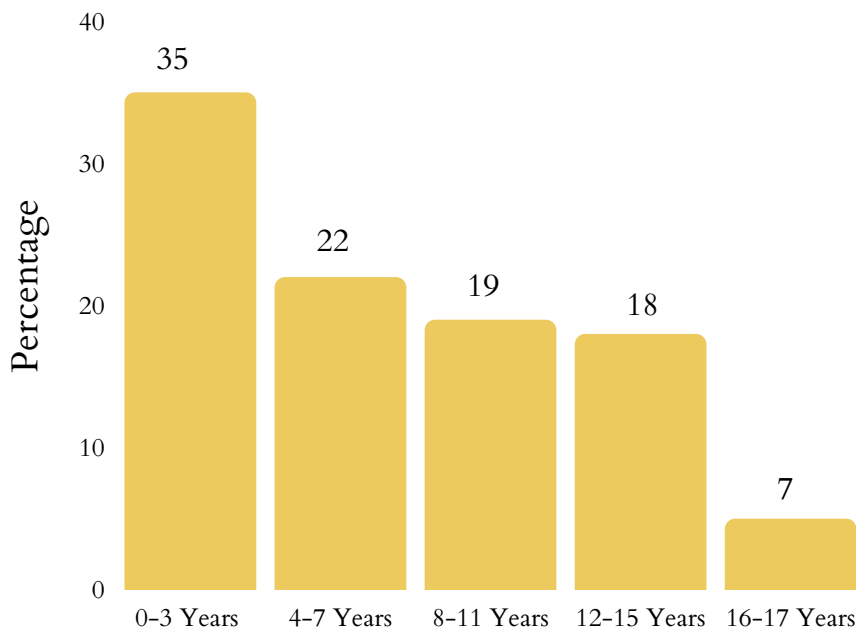
Plans for Safe Care

- In 2021, California reported 3,202 infants screened with prenatal substance abuse exposure.
- California reported 1,412 plans of safe care for screened-in infants.



California's Children

Age Distribution of Maltreatment Victims, 2020



- Child fatalities have decreased from 150 in 2020 to 135 in 2021.
- California reported 61 child victims of sex trafficking.
- 50,116 victims received post-response services while 179,406 non-victims received post-response services as well.

FAMILY FIRST IMPLEMENTATION

- California does not have a plan approved by the administration.
- The plan was submitted.
- California's Family First Plan

Foster Care and Adoptions

- 72,070 total children were served by the foster care system in California in FY 2021.
- 47,871 were in care on the day of September 30th, 2021.
- 22,892 children entered care during the 2021 FY while 24,199 exited during the same year.
- 6,242 of California's children were adopted while 15,386 were waiting to be adopted.

7.7%

The decrease since 2019 in children aging out of foster care.

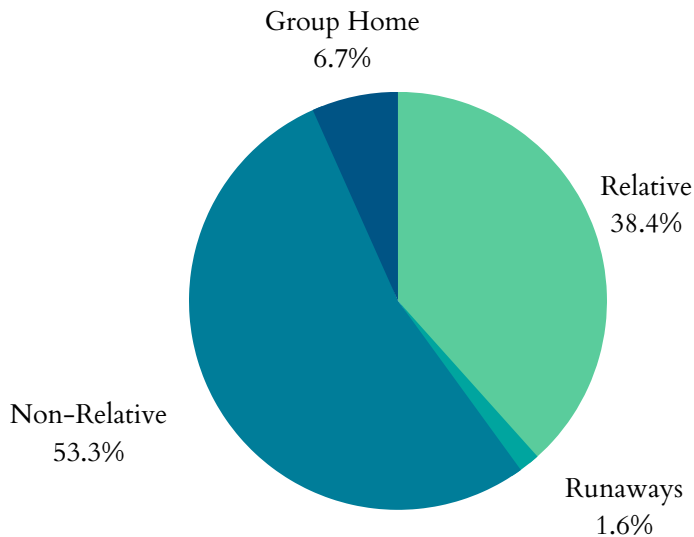
There was a 5.6% decrease in the number of children in care between 2020 and 2021. Adoptions from the system increased by 12.2% from 2020 to 2021.

3,021 children in California aged out and exited foster care in 2020. This is a decrease from 3,273 in 2019 and represents a 7.7% decrease.

- Children in foster care in 2020 spent an average length of 25.0 months in care.
- The average length of stay in California for children waiting to be adopted from foster care is 30.8 months.
- The average age of children waiting to be adopted in 2020 was 6.0 years old.
- The average age of adopted children was 5.2 years old.

California's Children

Where are Children in Foster Care Staying?, 2020



Data from 2020 shows that 23,916 children in foster care within California were living with non-relatives while 17,211 stayed with a relative.

2,999 children were staying in group homes or institutions while 731 children were classified as runaways.

5% of households in California in 2020 had a grandparent living with a grandchild.

The average length of time a child in care spent living with their current relative foster family was 12.9 months.

Child Poverty

California had 2,771,000 children in 2021 who lived with parents who lacked secure employment, representing 32% of all children.

40% of California's children lived in households with a high housing cost burden.

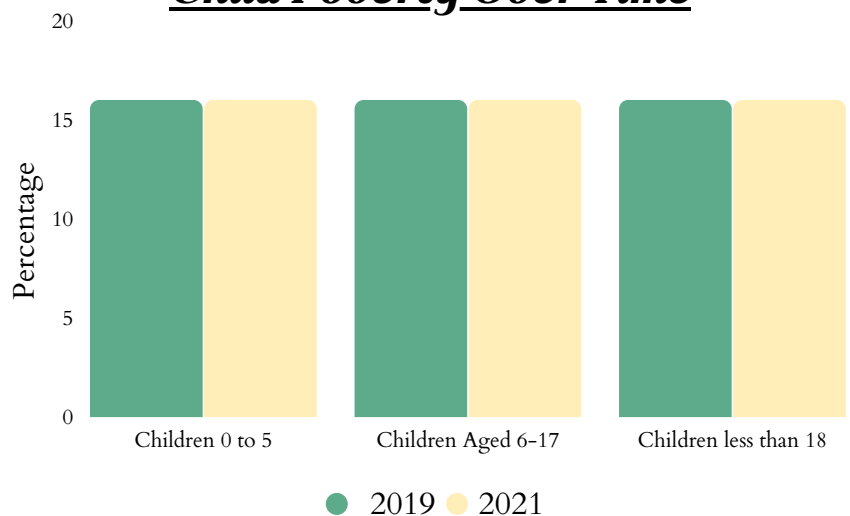
The average number of TANF recipients rose from 606,783 in 2021 to 712,607 in 2022. This represents a 17.4% increase.

The state spent \$345,613,644 on WIC in 2022, serving 936,136 people. This represents a 1.2% decrease in total participants and a 5.9% increase in spending.

3,571,920 people in California were food insecure in 2020, including 1,165,400 children who struggled with hunger.

49.2% of households receiving SNAP benefits in California in 2019 had children.

Child Poverty Over Time



California's Children

Health

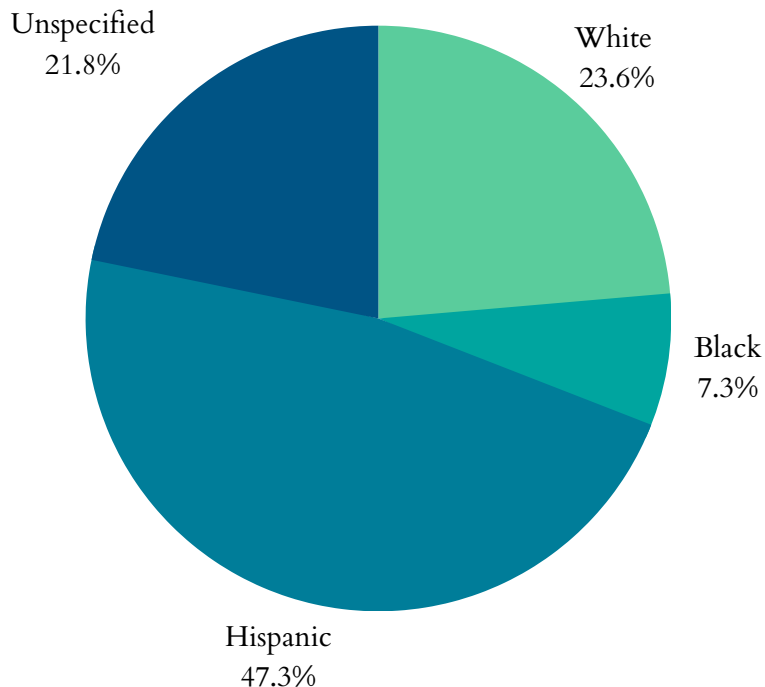
California had 29,061 low birth-weight babies born in 2020, which is constituted as babies weighing less than 5.5 pounds. This translates to 6.9% of infants born in California in 2020.

California had 36,789 of preterm births in 2020, meaning less than 37 completed weeks of gestation. 7.5% of all White babies were born prematurely while 10.6% of Black babies arrived prematurely in 2020. The total premature birth rate was 8.75%.

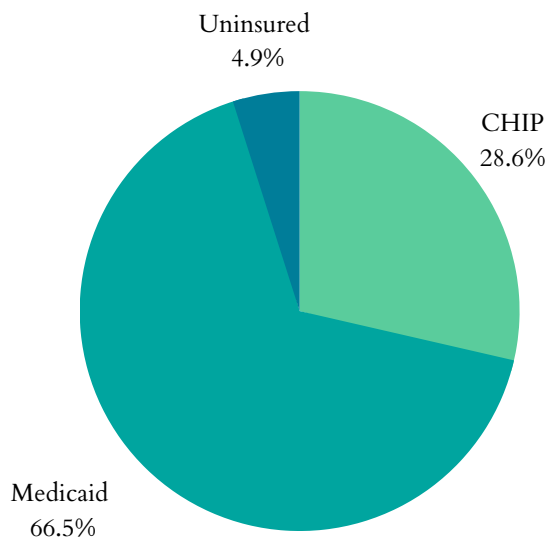
There were 13,591 births to mothers aged 15-19 in California in 2020, representing a rate of 11 in every 1,000 teen girls.

1,651 infants under 1 died in California in 2020, representing an infant mortality rate of 3.9 per 1,000.

Percentage of All Preterm Births by Race or Ethnicity, 2020



Public Health Insurance Coverage for Children, 2019



321,000 of California's children had no health insurance in 2021. This represents a 3.9% decrease from 2019.

California is a Medicaid expansion state as of January 2014.

4,344,769 children in California were enrolled in Medicaid in 2020. This represents a 4.0% decrease from 2019.

1,811,755 children in California were in the state Children Health Insurance Program (CHIP) in 2020. This represents a 6.9% decrease from 2019.

California's Children

Juvenile Justice

- There were 38,617 total arrests for children under 18 in California in 2019.
- 832 of these arrests were for Disorderly Conduct.
- 6,539 arrests were made for Property Crimes.
- 2,459 were arrested under the charge of Drug Abuse Violations.
- 4,131 children lived in juvenile correction facilities in California in 2019. This is a decrease from 5463 kids in 2017, representing a 24.4% decline.

24.4%

The decrease since 2017 of children living in juvenile correction facilities.

Teens & Youth

- 149,000 (7%) of California's youth, ages 16-19, were not in school nor working in 2021.
- In 2020, there were 49 reports of children in California aged 10-14 committing suicide and 473 reports of suicide among children and young adults aged 15-24.
- 301 children under age 19 were killed by a firearm in California in 2020.

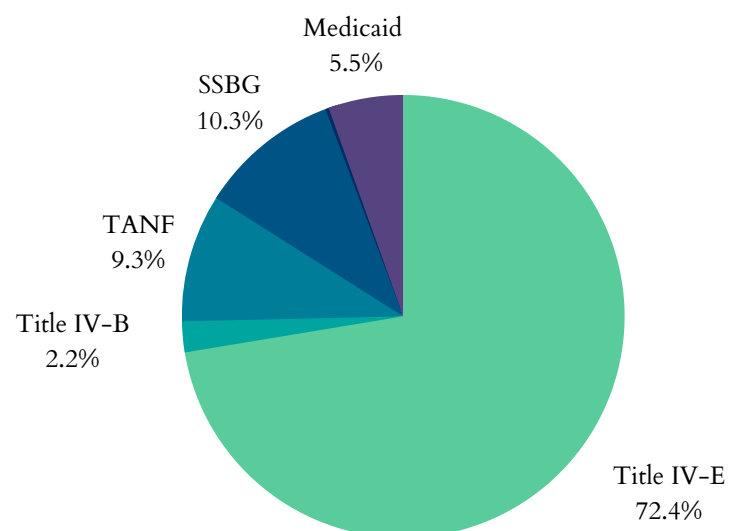
Funding for Child Welfare Services

- California spent \$4,867,209,622.75 on child welfare services in 2018. Child welfare services are all of the direct and administrative services that state agencies provide to children and families.
- \$2,763,642,560.40 were allocated from the federal government and \$2,103,567,062.35 came from state and local funds.

The significant funding sectors of the \$2,763,642,560.40 in federal funding received in California in 2018:

- \$623,852,324.00 as part of the Title IV-E Total Foster Care Program.
- \$531,626,455.65 as part of the Title IV-E Adoption Assistance Program.
- California's sum of expenditures for Social Service Block Grants in 2020 was \$550,015,936.00

Federal Funding Sources, 2018



California's Children

CALIFORNIA STATE FACT SHEET

<https://www.cwla.org/wp-content/uploads/2023/04/California-Children.pdf>



NATIONAL AND STATE FACT SHEETS

<https://www.cwla.org/our-work/advocacy/national-and-state-fact-sheets/>



CWLA

www.cwla.org/

