

Arizona's Children

Child Maltreatment

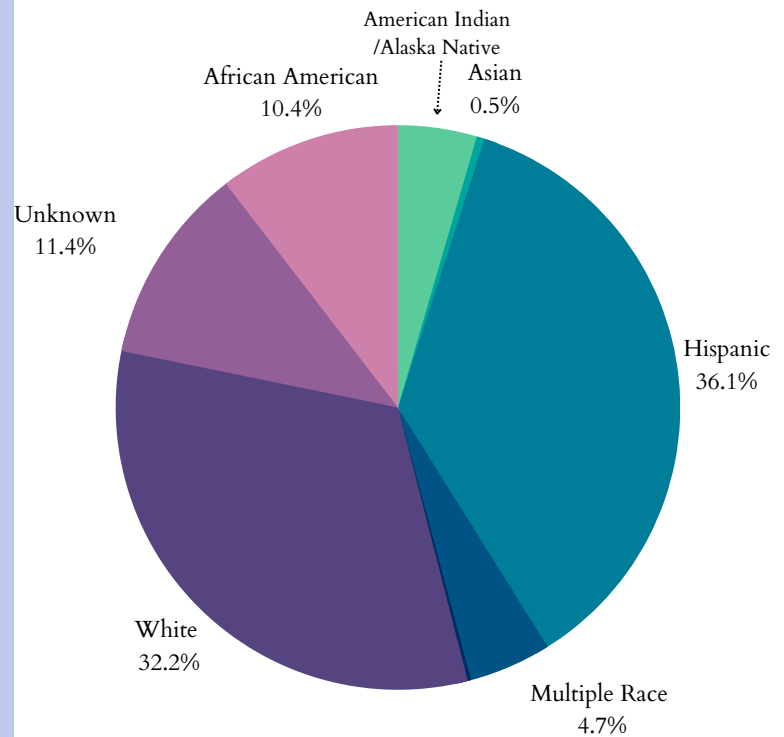
In 2020, Arizona had 76,334 total referrals for child abuse and neglect. Of those, 41,986 were screened in for response by CPS.

There were 9,954 child victims of abuse or neglect in Arizona in 2020, at a rate of 6.0 children per 1,000. This translates to a 8.2% decrease since 2016.

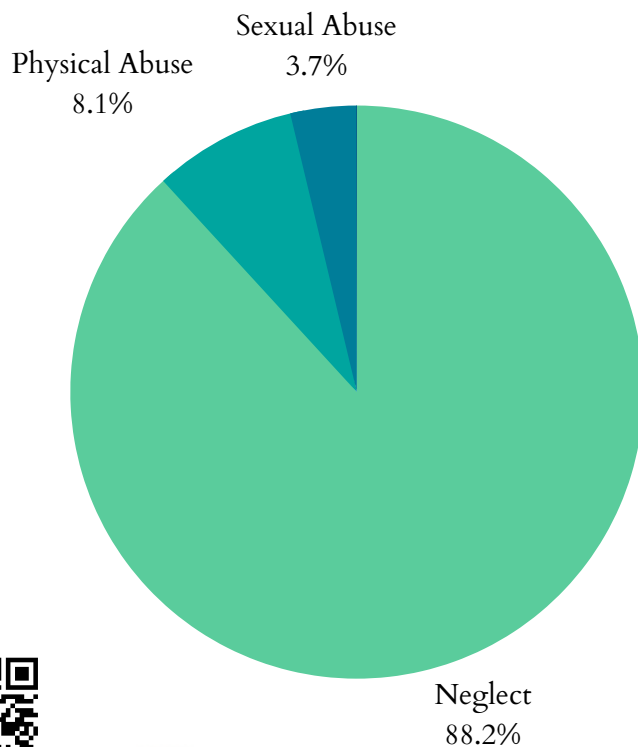
Of the 9,954 children, 8,166 were first-time victims.

The largest age group of victims was children under one, representing 2,644 of the 9,954 cases.

Child Victims by Race or Ethnicity, 2020



Types of Maltreatment Victims, 2020



- 88% of child maltreatment perpetrators in 2020 were parents of the child.
- 12% were non-parents or had an unknown relationship.
- 51% of Arizona's child victims in 2020 were female while 49% were male.

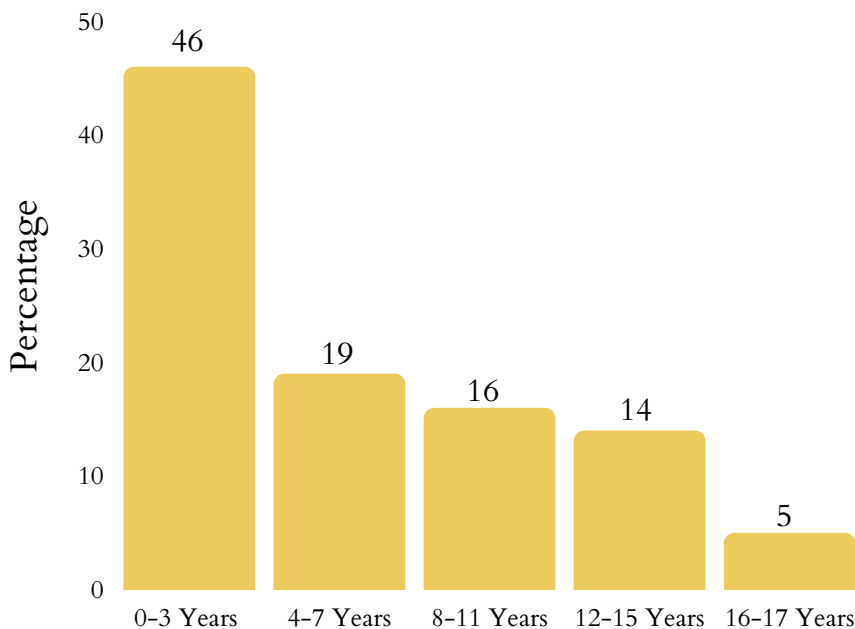
Plans for Safe Care

- In 2020, Arizona reported 470 infants screened with prenatal substance abuse exposure.
- Arizona did not report the number of plans of safe care for screened-in infants.



Arizona's Children

Age Distribution of Maltreatment Victims, 2020



- Child fatalities have decreased from 33 in 2019 to 18 in 2020.
- Arizona did not report the number of child victims of sex trafficking.
- 10,219 victims received post-response services while 46,141 non-victims received post-response services as well.

FAMILY FIRST IMPLEMENTATION

- Arizona does not have a plan approved by the administration.
- The plan has been submitted.
- Arizona's Family First Plan

Foster Care and Adoptions

- 22,269 total children were served by the foster care system in Arizona in FY 2021.
- 14,890 were in care on the day of September 30th, 2021.
- 8,368 children entered care during the 2021 FY while 7,379 exited during the same year.
- 1,977 of Arizona's children were adopted while 3,088 were waiting to be adopted.

36.8%

The decrease since 2019 in children aging out of foster care.

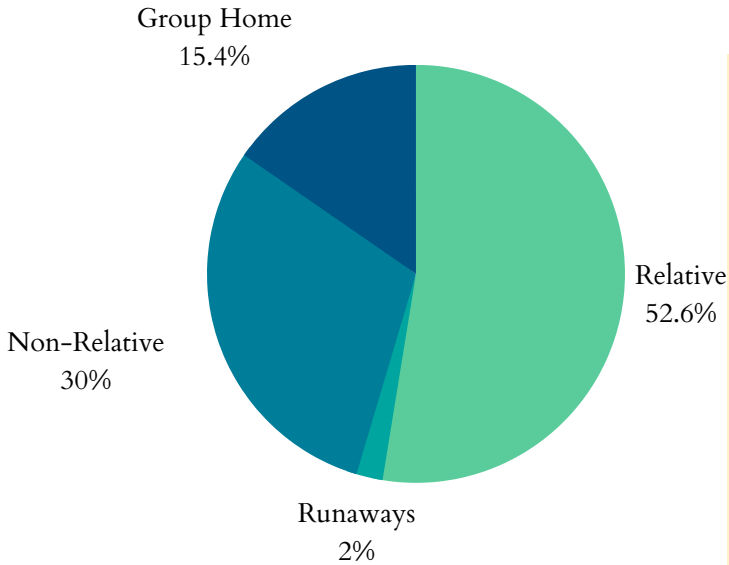
There was a 9.5% increase in the number of children in care between 2020 and 2021. Adoptions from the system also decreased by 31.9% from 2020.

507 children in Arizona aged out and exited foster care in 2020. This is a decrease from 802 in 2019 and represents a 36.8% decrease.

- Children in foster care in 2020 spent an average length of 15.3 months in care.
- The average length of stay in Arizona for children waiting to be adopted from foster care is 26.1 months.
- The average age of children waiting to be adopted in 2020 was 6.9 years old.
- The average age of adopted children was 6 years old.

Arizona's Children

Where are Children in Foster Care Staying?, 2020



Data from 2020 shows that 3,990 children in foster care within Arizona were living with non-relatives while 6,984 stayed with a relative.

2,043 children were staying in group homes or institutions while 271 children were classified as runaways.

5% of households in Arizona in 2020 had a grandparent living with a grandchild.

The average length of time a child in care spent living with their current relative foster family was 8.8 months.

Child Poverty

Arizona had 446,000 children in 2021 who lived with parents who lacked secure employment, representing 28% of all children.

29% of Arizona's children lived in households with a high housing cost burden.

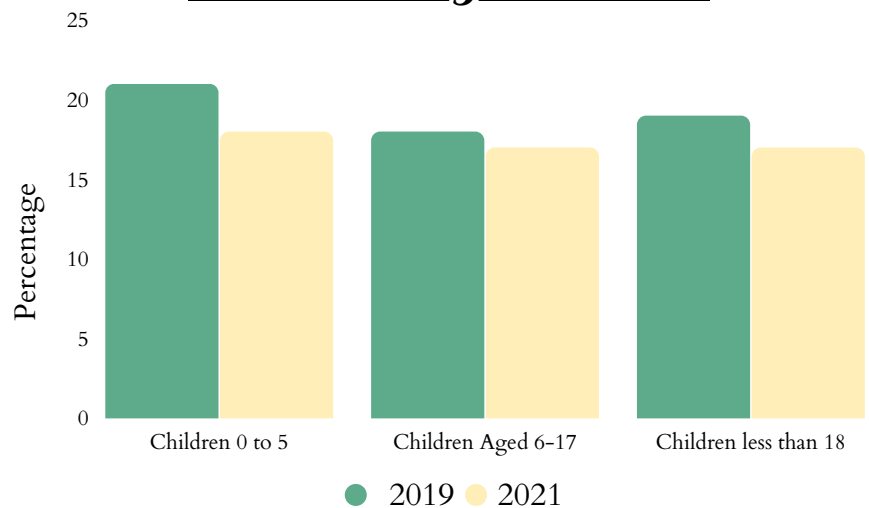
The average number of TANF recipients fell from 14,550 in 2021 to 11,906 in 2022. This represents a 18.2% decrease.

The state spent \$48,110,905 on WIC in 2022, serving 141,003 people. This represents a 0.5% decrease in total participants and a 10.6% increase in spending.

798,790 people in Arizona were food insecure in 2020, including 269,610 children who struggled with hunger.

46.3% of households receiving SNAP benefits in Arizona in 2019 had children.

Child Poverty Over Time



Arizona's Children

Health

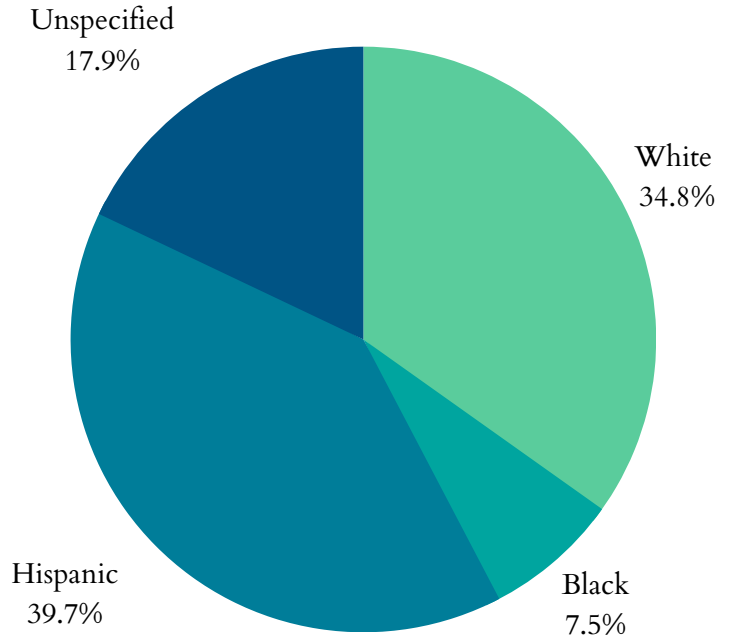
Arizona had 5,666 low birth-weight babies born in 2020, which is constituted as babies weighing less than 5.5 pounds. This translates to 7.4% of infants born in Arizona in 2020.

Arizona had 7,289 of preterm births in 2020, meaning less than 37 completed weeks of gestation. 8.3% of all White babies were born prematurely while 11.9% of Black babies arrived prematurely in 2020. The total premature birth rate was 9.5%.

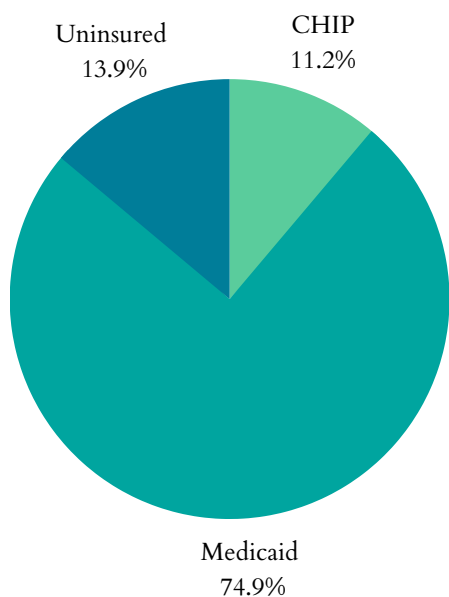
There were 3,916 births to mothers aged 15-19 in Arizona in 2020, representing a rate of 17 in every 1,000 teen girls.

405 infants under 1 died in Arizona in 2020, representing an infant mortality rate of 5.3 per 1,000.

Percentage of All Preterm Births by Race or Ethnicity, 2020



Public Health Insurance Coverage for Children, 2019



146,000 of Arizona's children had no health insurance in 2021. This represents a 9.3% decrease from 2019.

Arizona is a Medicaid expansion state as of January 2014.

869,569 children in Arizona were enrolled in Medicaid in 2020. This represents a 0.2% increase from 2019.

120,401 children in Arizona were in the state Children Health Insurance Program (CHIP) in 2020. This represents a 6.8% decrease from 2019.

Arizona's Children

Juvenile Justice

- There were 18,502 total arrests for children under 18 in Arizona in 2019.
- 1,299 of these arrests were for Disorderly Conduct.
- 2,839 arrests were made for Property Crimes.
- 2,970 were arrested under the charge of Drug Abuse Violations.
- 606 children lived in juvenile correction facilities in Arizona in 2019. This is a increase from 531 kids in 2017, representing a 14.1% incline.

14.1%

The increase since 2017 of children living in juvenile correction facilities.

Teens & Youth

- 31,000 (8%) of Arizona's youth, ages 16-19, were not in school nor working in 2021.
- In 2020, there were 18 reports of children in Arizona aged 10-14 committing suicide and 187 reports of suicide among children and young adults aged 15-24.
- 101 children under age 19 were killed by a firearm in Arizona in 2020.

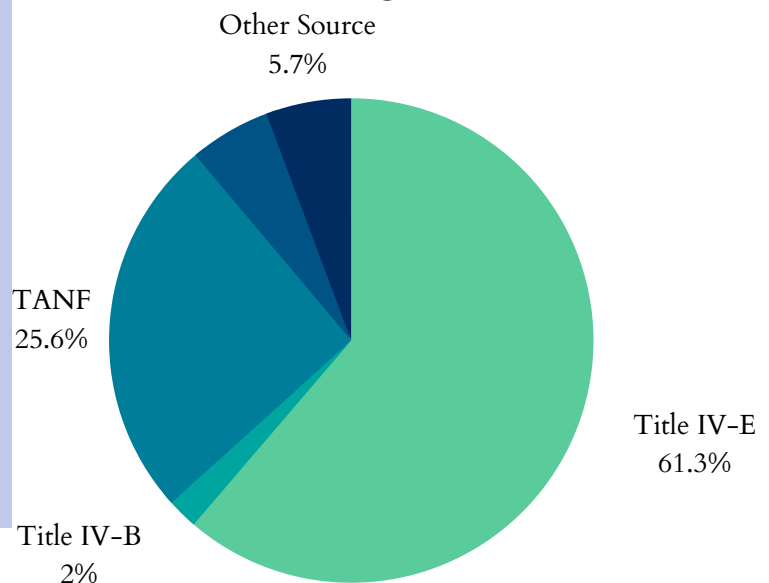
Funding for Child Welfare Services

- Arizona spent \$900,139,286.00 on child welfare services in 2018. Child welfare services are all of the direct and administrative services that state agencies provide to children and families.
- \$512,028,405 were allocated from the federal government and \$382,390,642 came from state and local funds.

The significant funding sectors of the \$512,028,405 in federal funding received in Arizona in 2018:

- \$21,005,210.00 as part of the Title IV-E Total Foster Care Program.
- \$141,245,150.00 as part of the Title IV-E Adoption Assistance Program.
- Arizona's sum of expenditures for Social Service Block Grants in 2020 was \$58,022,312.00

Federal Funding Sources, 2018



Arizona's Children

ARIZONA STATE FACT SHEET

<https://www.cwla.org/wp-content/uploads/2023/04/Arizonas-Children.pdf>



NATIONAL AND STATE FACT SHEETS

<https://www.cwla.org/our-work/advocacy/national-and-state-fact-sheets/>



CWLA

www.cwla.org/

