

Alabama's Children

Child Maltreatment

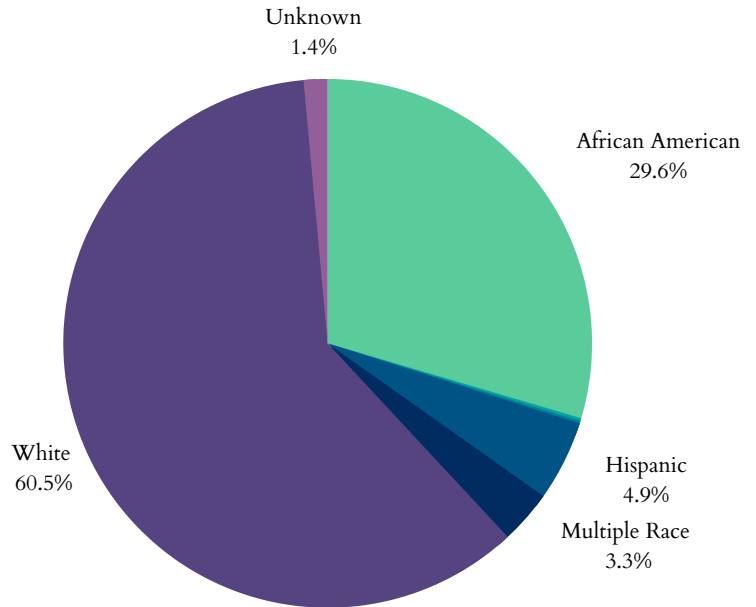
In 2021, Alabama had 26,523 total referrals for child abuse and neglect. Of those, 26,116 were screened in for response by CPS.

There were 11,840 child victims of abuse or neglect in Alabama in 2021, at a rate of 10.6 children per 1,000. This translates to a 9.2% increase since 2017.

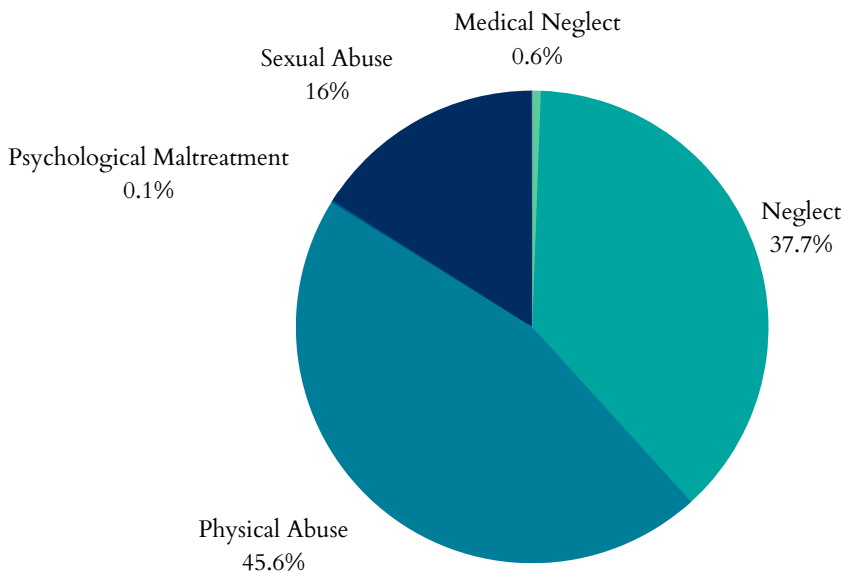
Of the 11,840 children, 9,609 were first-time victims.

The largest age group of victims was children under one, representing 2,134 of the 11,840 cases.

Child Victims by Race or Ethnicity, 2021



Types of Maltreatment Victims, 2021



- 70% of child maltreatment perpetrators in 2020 were parents of the child.
- 30% were non-parents or had an unknown relationship.
- 55% of Alabama's child victims in 2020 were female while 45% were male.

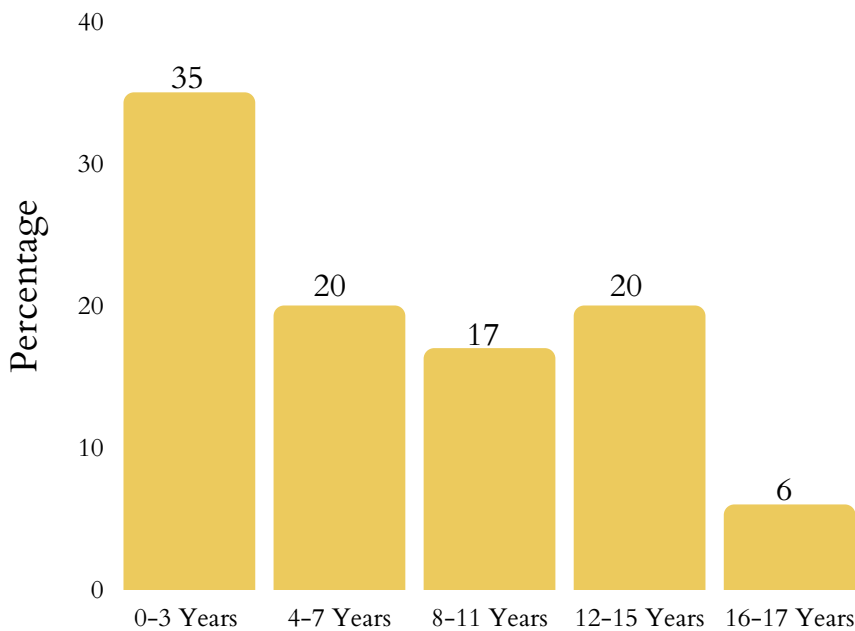
Plans for Safe Care

- In 2021, Alabama reported 637 infants screened with prenatal substance abuse exposure.
- Alabama reported 327 plans of safe care for screened-in infants.



Alabama's Children

Age Distribution of Maltreatment Victims, 2020



- Child fatalities have decreased from 47 in 2020 to 36 in 2021.
- Alabama reported 7 total child victims of sex trafficking.
- 7,050 victims received post-response services while 4,838 non-victims received post-response services as well.

FAMILY FIRST IMPLEMENTATION

- Alabama does not have a plan approved by the administration.

Foster Care and Adoptions

- 9,081 total children were served by the foster care system in Alabama in FY 2021.
- 5,341 were in care on the day of September 30th, 2021.
- 3,631 children entered care during the 2021 FY while 3,741 exited during the same year.
- 794 of Alabama's children were adopted while 1,675 were waiting to be adopted.

0.29%

The decrease since 2019 in children aging out of foster care.

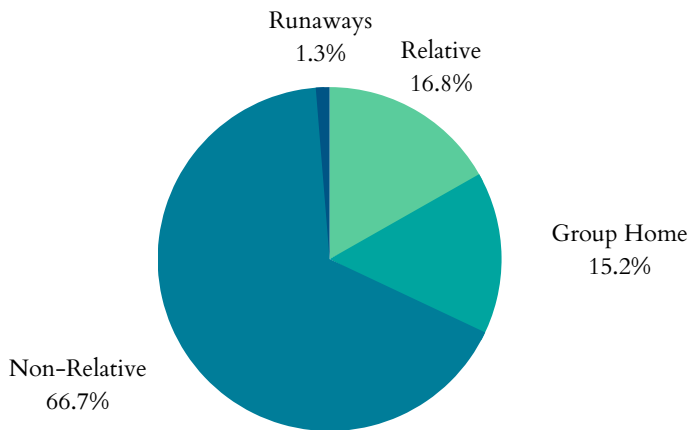
There was a 4.2% decrease in the number of children in care between 2020 and 2021. Adoptions from the system also decreased by 2.7% from 2020.

350 children in Alabama aged out and exited foster care in 2020. This is a decrease from 351 in 2019 and represents a 0.29% decrease.

- Children in foster care in 2020 spent an average length of 18.6 months in care.
- The average length of stay in Alabama for children waiting to be adopted from foster care is 29.8 months.
- The average age of children waiting to be adopted in 2020 was 7.9 years old.
- The average age of adopted children was 6.4 years old.

Alabama's Children

Where are Children in Foster Care Staying? 2020



Data from 2020 shows that 3,526 children in foster care within Alabama were living with non-relatives while 887 stayed with a relative.

805 children were staying in group homes or institutions while 68 children were classified as runaways.

4% of households in Alabama in 2020 had a grandparent living with a grandchild.

The average length of time a child in care spent living with their current relative foster family was 7.4 months.

Child Poverty

Alabama had 343,000 children in 2021 who lived with parents who lacked secure employment, representing 31% of all children.

26% of Alabama's children lived in households with a high housing cost burden.

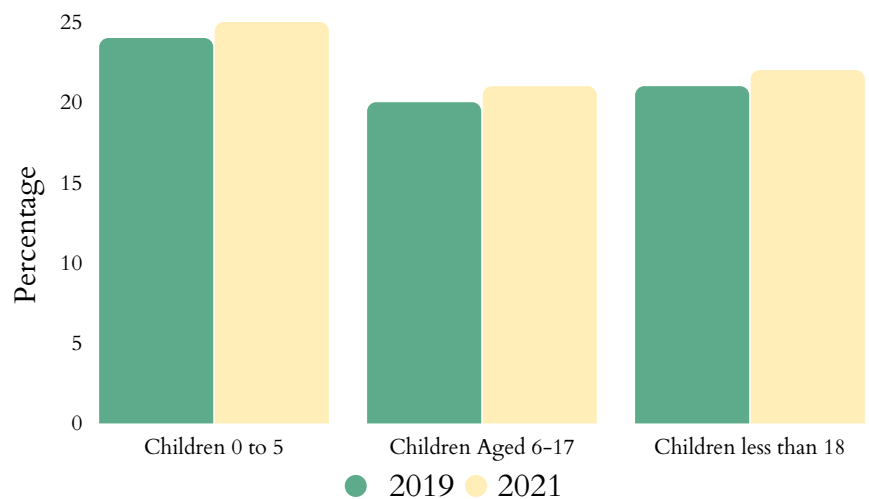
The average number of TANF recipients fell from 14,108 in 2021 to 12,738 in 2022. This represents a 9.71% decrease.

The state spent \$25,230,402 on WIC in 2022, serving 108,661 people. This represents a 2.8% decrease in total participants and a 0.8% increase in spending.

711,370 people in Alabama were food insecure in 2020, including 216,040 children who struggled with hunger.

47.6% of households receiving SNAP benefits in Alabama in 2019 had children.

Child Poverty Over Time



Alabama's Children

Health

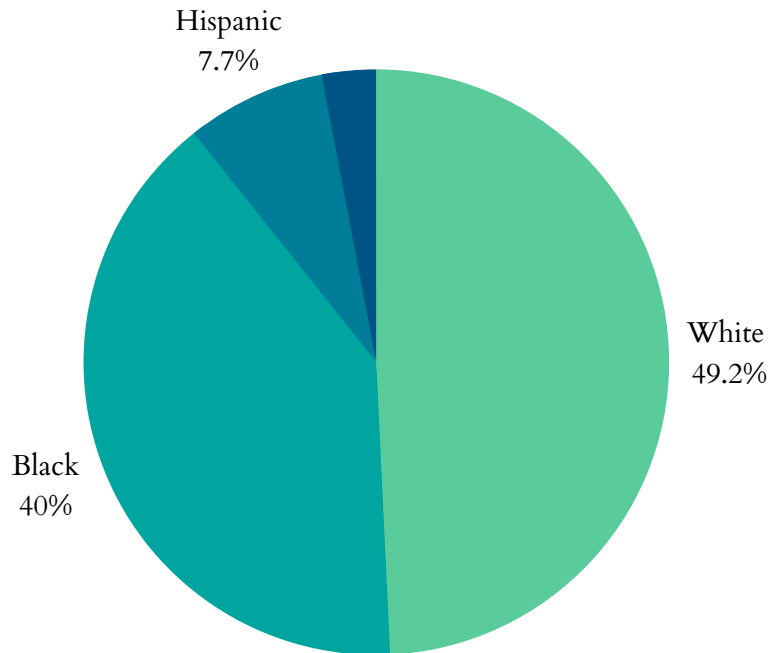
Alabama had 6,219 low birth-weight babies born in 2020, which is constituted as babies weighing less than 5.5 pounds. This translates to 10.8% of infants born in Alabama in 2020.

Alabama had 7,442 preterm births in 2020, meaning less than 37 completed weeks of gestation. 11.22% of all White babies were born prematurely while 16.50% of Black babies arrived prematurely in 2020. The total premature birth rate was 12.92%.

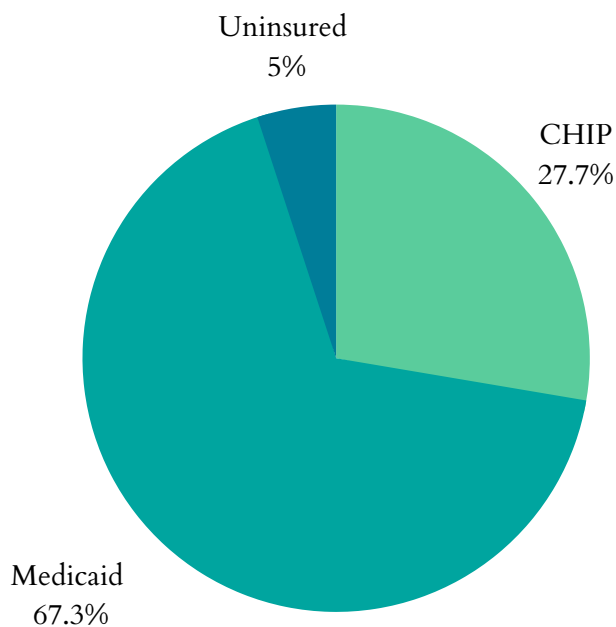
There were 3,788 births to mothers aged 15-19 in Alabama in 2020, representing a rate of 25 in every 1,000 teen girls.

404 infants under 1 died in Alabama in 2020, representing an infant mortality rate of 7.0 per 1,000.

Percentage of All Preterm Births by Race or Ethnicity, 2020



Public Health Insurance Coverage for Children, 2019



47,000 of Alabama's children had no health insurance in 2021. This represents a 17.5% increase from 2019.

Alabama is not a Medicaid expansion state.

541,234 children in Alabama were enrolled in Medicaid in 2020. This represents a 1.15% increase from 2019.

210,081 children in Alabama were in the state Children Health Insurance Program (CHIP) in 2020. This represents a 4.48% decrease from 2019.

Alabama's Children

Juvenile Justice

- There were 103 total arrests for children under 18 in 2019.
- Zero of these arrests were for Disorderly Conduct.
- 70 arrests were made for Property Crimes.
- 9 were arrested under the charge of Drug Abuse Violations.
- 798 children lived in juvenile correction facilities in Alabama in 2019. This is a decrease from 804 kids in 2017, representing a 0.75% decline.

0.75%

The decline since 2017 of children living in juvenile correction facilities.

Teens & Youth

- 27,000 (10%) of Alabama's youth, ages 16-19, were not in school nor working in 2021.
- In 2020, there were zero reports of children in Alabama aged 10-14 committing suicide and 96 reports of suicide among children and young adults aged 15-24.
- 96 children under age 19 were killed by a firearm in Alabama in 2020.

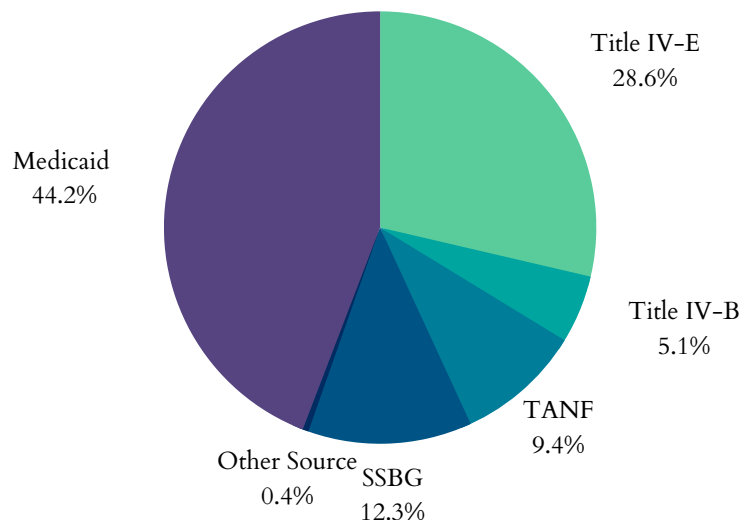
Funding for Child Welfare Services

- Alabama spent \$328,862,115 on child welfare services in 2018. Child welfare services are all of the direct and administrative services that state agencies provide to children and families.
- \$184,188,490 were allocated from the federal government and \$144,673,625 came from state and local funds.

The significant funding sectors of the \$184,188,490 in federal funding received in Alabama in 2018:

- \$36,030,301.76 as part of the Title IV-E Total Foster Care Program.
- \$14,126,334.45 as part of the Title IV-E Adoption Assistance Program.
- Alabama's sum of expenditures for Social Service Block Grants in 2020 was \$33,108,235.00

Federal Funding Sources, 2018



Alabama's Children

ALABAMA STATE FACT SHEET

<https://www.cwla.org/wp-content/uploads/2023/04/Alabamas-Children.pdf>



NATIONAL AND STATE FACT SHEETS

<https://www.cwla.org/our-work/advocacy/national-and-state-fact-sheets/>



CWLA

www.cwla.org/

