

# Puerto Rico's Children 2022

## Child Maltreatment

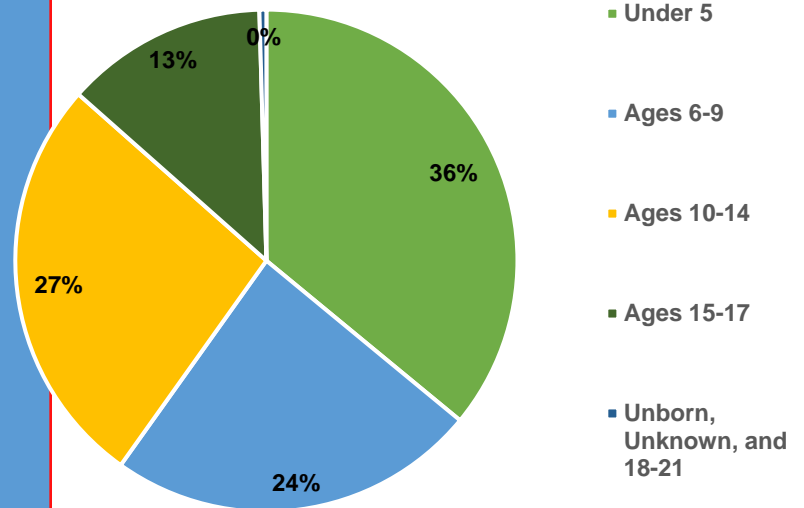
In 2020, Puerto Rico had 15,237 total referrals for child abuse and neglect. Of those, 6,999 were referred for investigation.<sup>i</sup>

There were 3,572 child victims of abuse or neglect in Puerto Rico in 2020, at a rate of 6.5 children per 1,000. This translates to an 37.6% decrease since 2017.<sup>ii</sup>

Of the 3,572 children, 3,359 were first time victims.<sup>iii</sup>

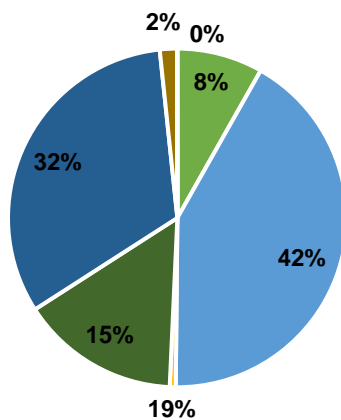
The largest age group of victims were 7-year-old children representing 251 of the 3,572 cases.<sup>iv</sup>

## Child Victims by Age, 2020



v

## Types of Maltreatment Victims, 2020



- Medical Neglect
- Neglect
- Other
- Physical Abuse
- Psychological Maltreatment
- Sexual Abuse
- Sex Trafficking
- Unknown

• 79% of child maltreatment perpetrators in 2020 were parents of the child. 21% were non-parents or had an unknown relationship.<sup>vi</sup>

• 49% of Puerto Rico's child victims in 2020 were female while 51% were male.<sup>vii</sup>

viii

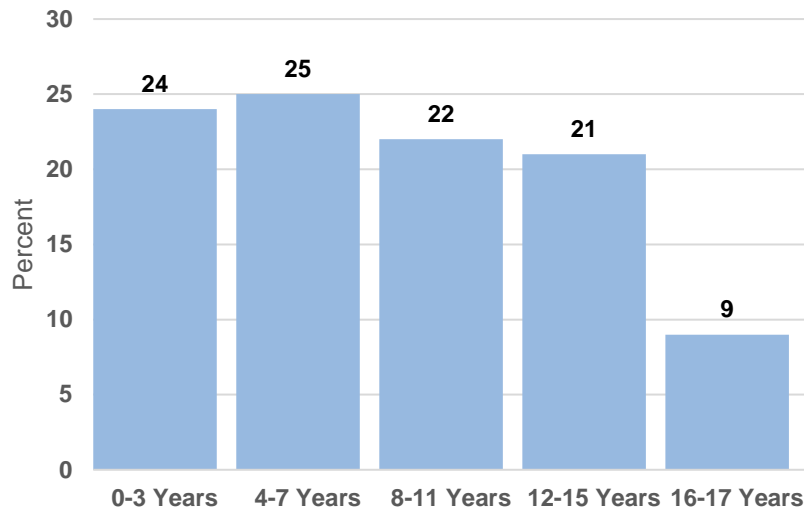
## Plans of Safe Care

- In 2020, Puerto Rico reported 11 infants who were screened-in with prenatal substance abuse exposure.<sup>ix</sup>
- Puerto Rico reported 11 plans of safe care for screened-in infants.<sup>x</sup>



# Puerto Rico's Children 2022

## Age Distribution of Maltreatment Victims, 2020



• Child fatalities remained the same, **five** in 2019 and **five** in 2020.<sup>xi</sup>

• Puerto Rico reported **one** total child victim of sex trafficking.<sup>xii</sup>

• **3,343** victims received post-response services while **3,260** non-victims received post-response services as well.<sup>xiii</sup>

xiv

## Foster Care and Adoptions

- **2,761** total children were served by the foster care system in FY 2020.
- **2,259** were in care on the day of September 30<sup>th</sup>, 2020.
- **590** children entered care during the 2020 FY while **502** exited during the same year.
- **87** of Puerto Rico's children were adopted while **488** were waiting to be adopted.<sup>xv</sup>

There was a **14.3%** decrease in the number of children in care between 2019 and 2020. Adoptions from the system also decreased **28%** from 2019.<sup>xvi</sup>

**900%**  
Increase since  
2018 in children  
aging out of  
foster care

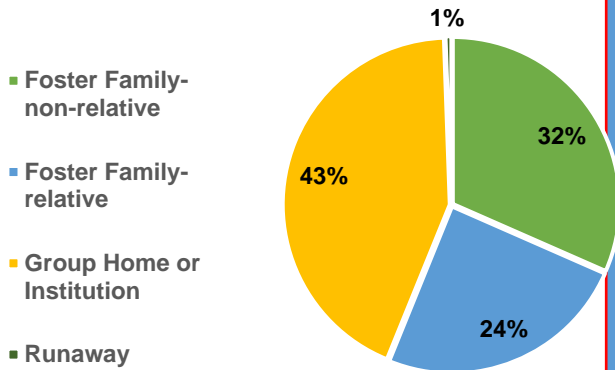
**10** children in Puerto Rico aged out and exited foster care in 2019. This is an increase from **1** in 2018 and represents an **900%** increase.<sup>xvii</sup>

- Children in foster care in 2020 spent an average of **40.5** months in care.<sup>xviii</sup>
- The average length of stay in Puerto Rico for children waiting to be adopted from foster care in **56.9** months.<sup>xix</sup>
- The average age of children waiting to be adopted in 2020 was **8.3** years old.<sup>xx</sup>
- The average age of adopted children was **6.0** years old.<sup>xxi</sup>



# Puerto Rico's Children 2022

## Where are Children in Foster Care Staying?



Data from 2019 shows that **787** children in foster care within Puerto Rico were living with non-relatives while **612** stayed with a relative (See Pie Chart).<sup>xxii</sup>

**1,079** children were staying in group homes while **14** children were classified as runaways.<sup>xxiii</sup>

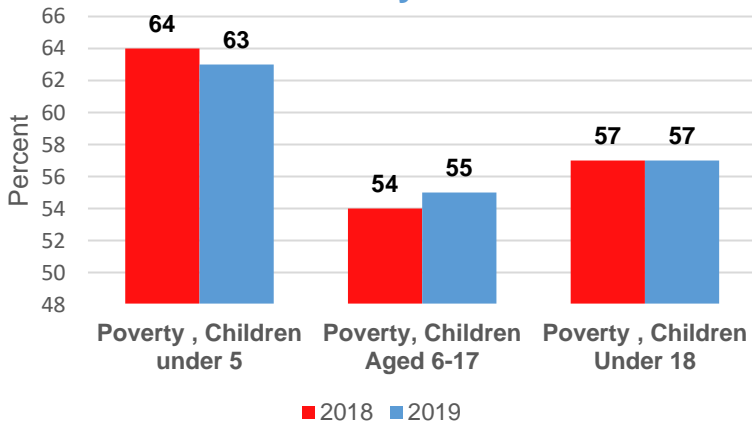
**3%** of households in Puerto Rico in 2020 had a grandparent living with a grandchild.<sup>xxiv</sup>

The average length of time a child in care spent living with their current relative foster family was **21.7** months.<sup>xxv</sup>

## Child Poverty

Puerto Rico had **300,000** children in 2019 who lived with parents who lacked secure employment, representing **52%** of all children.<sup>xxvi</sup>  
xxvii

### Child Poverty Over Time



**29%** of Puerto Rico's children lived in households with a high housing cost burden.<sup>xxviii</sup>

The average number of individuals receiving TANF decreased from **13,101** in 2019 to **11,628** in 2020. This represents a **11.2%** decrease.<sup>xxix xxx</sup>

The state spent **\$111,649,620** on WIC in 2021, serving **99,043** people. This represents a **0.9%** decrease in total participants and a **4.0%** decrease in spending.<sup>xxxi</sup>

**41.8%** of households received SNAP benefits in Puerto Rico in 2018.<sup>xxxii</sup>

**57%** of children in Puerto Rico lived in families that received public assistance in 2019.<sup>xxxiii</sup>



# Puerto Rico's Children 2022

## Health

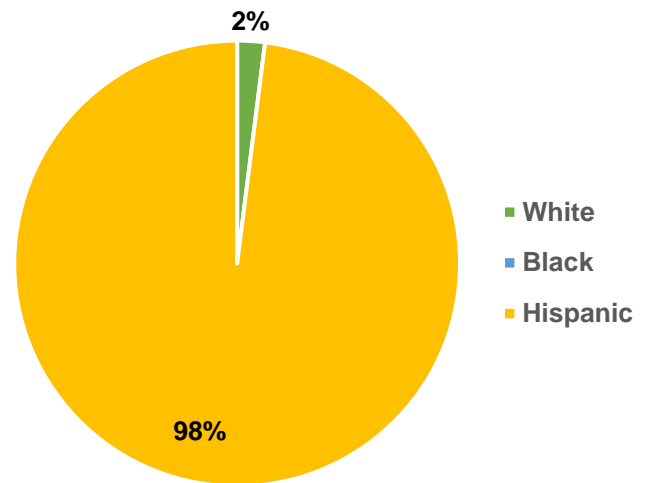
Puerto Rico had **2,054** low birth-weight babies born in 2019 which is constituted as babies weighing less than 5.5 pounds. This translates to **10.1%** of infants born in Puerto Rico in 2019.<sup>xxxiv</sup>

Puerto Rico had a total of **2,397** preterm births in 2019, meaning less than 37 completed weeks of gestation. **11.7%** of all white babies were born premature while **11.8%** of Hispanic babies arrived prematurely in 2019. The total premature birth rate was **11.7%**.<sup>xxxv</sup>

There were **1,882** births to mothers aged 15-19 in Puerto Rico in 2019, representing a rate of **19** in every 1,000 teen girls.<sup>xxxvi</sup>

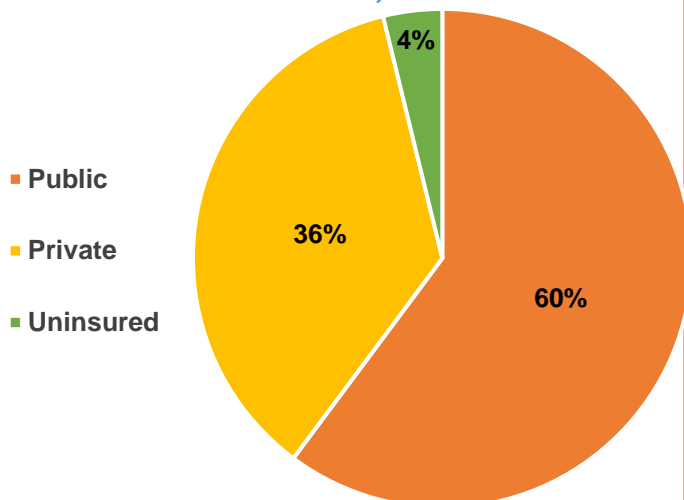
**133** infants under 1 died in Puerto Rico in 2019, representing an infant mortality rate of **6.5** per 1,000.<sup>xxxvii</sup>

Percentage of All Preterm Births by Race or Ethnicity, 2019



xxxviii

Public Health Insurance Coverage for Children, 2019



**4.0%** of Puerto Rico's children had no health insurance in 2019. This represents **24,000** children. Puerto Rico is a Medicaid expansion state.<sup>xxxix</sup>

**37,000** children in Puerto Rico were enrolled in Medicaid or CHIP in 2018. This represents **6.8%** decrease from 2017.<sup>xl</sup>

**18,000** children in Puerto Rico had both public and private coverage in 2018. This represents an **5.2%** decrease from 2017.<sup>xli</sup>



# Puerto Rico's Children 2022

12%

Of Puerto Rico's youth between ages 16-19 were not in school and not working

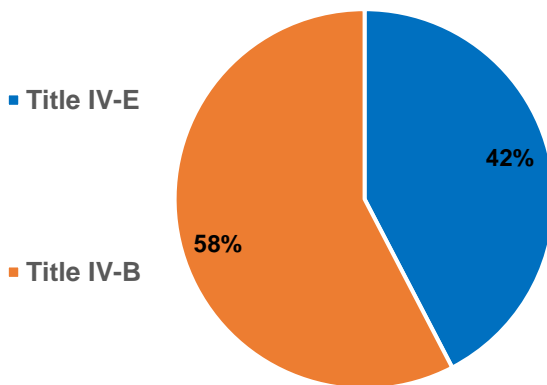
## Teens & Youth

- **21,000** (12%) of Puerto Rico's youth (16-19 years old) were both not in school and not working in 2019.<sup>xlii</sup>
- In 2017, **17.1%** of children in Puerto Rico grades 9<sup>th</sup> -12<sup>th</sup> seriously considered suicide.<sup>xliii</sup>
- **72** children died between the ages of 15 and 19 either by accident, homicide or suicide in Puerto Rico in 2017.<sup>xliv</sup>

## Child Welfare Services Funding

- Puerto Rico spent **\$22,150,340** on child welfare services in 2016. Child welfare services are all of the direct and administrative services that state agencies provide to children and families.
- **\$14,919,711** were allocated from the federal government and **\$7,230,629** came from state and local funds.<sup>xlv</sup>

### Federal Funding Sources



- The breakdown of the **\$14,919,711** in federal funding received in Puerto Rico in 2016:<sup>xlvi</sup>

- **\$3,740,865** as part of the Title IV-E Foster Care Program.
- **\$1,031,280** as part of the Title IV-E Adoption Assistance Program<sup>xlvii</sup>
- Puerto Rico's sum of expenditures for Social Service Block Grants in 2017 was **\$15,342,629**<sup>xlviii</sup>



# Puerto Rico's Children 2022

<sup>i</sup> U.S. Department of Health & Human Services, Administration for Children and Families, Administration on Children, Youth and Families, Children's Bureau. (2020). Child Maltreatment 2018. Report from the States to the National Child Abuse and Neglect Data System: Table 2-1: Screened-In and Screened-Out Referrals, 2018. Retrieved January 21, 2020 from <https://www.acf.hhs.gov/sites/default/files/cb/cm2018.pdf>

<sup>ii</sup> U.S. Department of Health & Human Services, Administration for Children and Families, Administration on Children, Youth and Families, Children's Bureau. (2020). Child Maltreatment 2018. Report from the States to the National Child Abuse and Neglect Data System: Table 3-3: Child Victims, 2014-2018. Retrieved January 21, 2020 from <https://www.acf.hhs.gov/sites/default/files/cb/cm2018.pdf>

<sup>iii</sup> U.S. Department of Health & Human Services, Administration for Children and Families, Administration on Children, Youth and Families, Children's Bureau. (2020). Child Maltreatment 2018. Report from the States to the National Child Abuse and Neglect Data System: Table 3-4: First-Time Victims, 2014-2018. Retrieved January 21, 2020 from <https://www.acf.hhs.gov/sites/default/files/cb/cm2018.pdf>

<sup>iv</sup> U.S. Department of Health & Human Services, Administration for Children and Families, Administration on Children, Youth and Families, Children's Bureau. (2020). Child Maltreatment 2018. Report from the States to the National Child Abuse and Neglect Data System: Table 3-5 Victims by Age, 2018. Retrieved January 21, 2020 from <https://www.acf.hhs.gov/sites/default/files/cb/cm2018.pdf>

<sup>v</sup> U.S. Department of Health & Human Services, Administration for Children and Families, Administration on Children, Youth and Families, Children's Bureau. (2020). Child Maltreatment 2018. Report from the States to the National Child Abuse and Neglect Data System: Table 3-7 Victims by Race or Ethnicity, 2018. Retrieved January 21, 2020 from <https://www.acf.hhs.gov/sites/default/files/cb/cm2018.pdf>

<sup>vi</sup> Child Trends, (2019). State-level data for understanding child welfare in the United States, Child Maltreatment, Child Maltreatment Perpetrators, 2017. Retrieved January 27, 2020 from <https://www.childtrends.org/publications/state-level-data-for-understanding-child-welfare-in-the-united-states>

<sup>vii</sup> Child Trends, (2019). State-level data for understanding child welfare in the United States, Child Maltreatment, Gender of maltreatment victims, 2017. Retrieved January 27, 2020 from <https://www.childtrends.org/publications/state-level-data-for-understanding-child-welfare-in-the-united-states>

<sup>viii</sup> U.S. Department of Health & Human Services, Administration for Children and Families, Administration on Children, Youth and Families, Children's Bureau. (2020). Child Maltreatment 2018. Report from the States to the National Child Abuse and Neglect Data System: Table 3-8 Maltreatment Types of Victims, 2018. Retrieved January 21, 2020 from <https://www.acf.hhs.gov/sites/default/files/cb/cm2018.pdf>

<sup>ix</sup> U.S. Department of Health & Human Services, Administration for Children and Families, Administration on Children, Youth and Families, Children's Bureau. (2020). Child Maltreatment 2018. Report from the States to the National Child Abuse and Neglect Data System: Table 7-5 Infants with Prenatal Substance Exposure by Submission Type, 2018. Retrieved January 21, 2020 from <https://www.acf.hhs.gov/sites/default/files/cb/cm2018.pdf>

<sup>x</sup> U.S. Department of Health & Human Services, Administration for Children and Families, Administration on Children, Youth and Families, Children's Bureau. (2020). Child Maltreatment 2018. Report from the States to the National Child Abuse and Neglect Data System: Table 7-8 Screened-in Infants with Prenatal Substance Exposure Who Have a Plan of Safe Care, 2018. Retrieved January 21, 2020 from <https://www.acf.hhs.gov/sites/default/files/cb/cm2018.pdf>



# Puerto Rico's Children 2022

<sup>xi</sup> U.S. Department of Health & Human Services, Administration for Children and Families, Administration on Children, Youth and Families, Children's Bureau. (2020). Child Maltreatment 2018. Report from the States to the National Child Abuse and Neglect Data System: Table 4-8 Child Fatalities, 2014-2018. Retrieved January 21, 2020 from <https://www.acf.hhs.gov/sites/default/files/cb/cm2018.pdf>

<sup>xii</sup> U.S. Department of Health & Human Services, Administration for Children and Families, Administration on Children, Youth and Families, Children's Bureau. (2020). Child Maltreatment 2018. Report from the States to the National Child Abuse and Neglect Data System: Victims of Sex Trafficking by Sex, 2018. Retrieved January 21, 2020 from <https://www.acf.hhs.gov/sites/default/files/cb/cm2018.pdf>

<sup>xiii</sup> U.S. Department of Health & Human Services, Administration for Children and Families, Administration on Children, Youth and Families, Children's Bureau. (2020). Child Maltreatment 2018. Report from the States to the National Child Abuse and Neglect Data System: Table 6-2 Children Who Received Post Response Services, 2018. Retrieved January 21, 2020 from <https://www.acf.hhs.gov/sites/default/files/cb/cm2018.pdf>

<sup>xiv</sup> Child Trends, (2019). State-level data for understanding child welfare in the United States, Child Maltreatment, Age Distribution of Maltreatment Victims, 2017. Retrieved January 27, 2020 from <https://www.childtrends.org/publications/state-level-data-for-understanding-child-welfare-in-the-united-states>

<sup>xv</sup> U.S. Department of Health and Human Services, Administration for Children and Families, Administration on Children, Youth and Families, Children's Bureau. (2018 Adoption and Foster Care Analysis and Reporting System (AFCARS), FY 2009 – FY 2018. Retrieved January 21, 2020 from <https://www.acf.hhs.gov/cb>.

<sup>xvi</sup> Based on Calculations from the CWLA

<sup>xvii</sup> Annie E. Casey Foundation, Kids Count Data Center. (2019). Children exiting foster care by exit reason. Retrieved January 21, 2020 from <https://datacenter.kidscount.org/data/tables/6277-children-exiting-foster-care-by-exit-reason?loc=1&loct=2#detailed/2/2-53/false/871/2632/13050>.

<sup>xviii</sup>

<sup>xix</sup> Child Trends, (2019). State-level data for understanding child welfare in the United States, Adoption from Foster Care, 2017. Retrieved January 24, 2020 from <https://www.childtrends.org/publications/state-level-data-for-understanding-child-welfare-in-the-united-states>

<sup>xx</sup> Ibid.

<sup>xxi</sup>

<sup>xxii</sup>

<sup>xxiii</sup> Annie E. Casey Foundation, Kids Count Data Center. (2019). Adoption and Foster Care Analysis and Reporting System, Child Trends, National Data Archive on Child Abuse and Neglect: Children in Foster Care by Placement Type, 2017, Retrieved January 21, 2020 from <https://datacenter.kidscount.org/data/tables/6247-children-in-foster-care-by-placement-%20type#detailed/2/2-53/true/871/2622,2621,2623,2625/12994>.

<sup>xxiv</sup> Ibid.

<sup>xxv</sup> Child Trends, (2019). State-level data for understanding child welfare in the United States, Kinship Caregiving, 2017. Retrieved January 24, 2020 from <https://www.childtrends.org/publications/state-level-data-for-understanding-child-welfare-in-the-united-states>



# Puerto Rico's Children 2022

<sup>xxvi</sup> Annie E. Casey Foundation, Kids Count Data Book. (2019). State Trends in Child Well-Being: Appendix B, Economic Well-Being Indicators, 2019. Retrieved January 21, 2020 from [https://www.aecf.org/resources/2019-kids-count-data-book/?gclid=EAIaIQobChMI2aLdwNCV5wIVgZ6zCh1eWQI9EAAYASAAEgJ2EfD\\_BwE](https://www.aecf.org/resources/2019-kids-count-data-book/?gclid=EAIaIQobChMI2aLdwNCV5wIVgZ6zCh1eWQI9EAAYASAAEgJ2EfD_BwE)

<sup>xxvii</sup>

<sup>xxviii</sup> Ibid.

<sup>xxix</sup> U.S. Department of Health and Human Services, Administration for Children and Families, Office of Family Assistance. (2019). Data & Reports: TANF Caseload Data 2019: Table: Total Number of Recipients. Retrieved January 23, 2020 [https://www.acf.hhs.gov/sites/default/files/ofa/2019\\_15months\\_tanf\\_totalrecip\\_07192019\\_508.pdf](https://www.acf.hhs.gov/sites/default/files/ofa/2019_15months_tanf_totalrecip_07192019_508.pdf)

<sup>xxx</sup>

<sup>xxxi</sup>

<sup>xxxii</sup> American Community Survey Briefs. (2020) Supplemental Nutrition Assistance Program (SNAP) Receipt for Households in: 2019. Appendix Table 1. Retrieved March 11, 2022 from <https://www.census.gov/content/dam/Census/library/publications/2020/demo/acsbr20-01.pdf>

<sup>xxxiii</sup> Annie E. Casey Foundation, Kids Count Data Center. (2020). Children in families that received public assistance in Puerto Rico. Retrieved March 11, 2022 from <https://datacenter.kidscount.org/data/tables/8857-children-in-families-that-receive-public-assistance?loc=53&loct=4#detailed/4/any/false/1729/any/17739,17740>

<sup>xxxiv</sup> Annie E. Casey Foundation, Kids Count Data Book. (2019). State Trends in Child Well-Being: Appendix B, Health Indicators, Low Birth-Weight Babies: 2017, 2019. Retrieved January 23, 2020 from [https://www.aecf.org/resources/2019-kids-count-data-book/?gclid=EAIaIQobChMI2aLdwNCV5wIVgZ6zCh1eWQI9EAAYASAAEgJ2EfD\\_BwE](https://www.aecf.org/resources/2019-kids-count-data-book/?gclid=EAIaIQobChMI2aLdwNCV5wIVgZ6zCh1eWQI9EAAYASAAEgJ2EfD_BwE)

<sup>xxxv</sup> Martin J., Hamilton B., Osterman M., and Driscoll A. (2019). Centers for Disease Control and Prevention, National Center for Health Statistics, National Vital Statistics Reports, Births: Final Data for 2018: Table 1-19. Preterm births, by race and Hispanic origin of mother: United States, each state and territory, 2018, 2019. Retrieved January 23, 2020 from <https://www.cdc.gov/nchs/products/nvsr.htm>

<sup>xxxvi</sup> Annie E. Casey Foundation, Kids Count Data Center. (2019). Teen Birth by age group in the United States. Retrieved January 27, 2020 from <https://datacenter.kidscount.org/data/tables/8125-teen-births-by-age-group?loc=1&loct=2#detailed/2/2-53/false/871,870/2829,6,8,7,251/15589,15590>

<sup>xxxvii</sup> Annie E. Casey Foundation, Kids Count Data Center. (2019). Infant Mortality in the United States. Retrieved January 27, 2020 from <https://datacenter.kidscount.org/data/tables/6051-infant-mortality?loc=1&loct=2#detailed/2/2-53/false/871,870,573,869,36,868,867,133,38,35/any/12718,12719>

<sup>xxxviii</sup> Martin J., Hamilton B., Osterman M., and Driscoll A. (2019). Centers for Disease Control and Prevention, National Center for Health Statistics, National Vital Statistics Reports, Births: Final Data for 2018: Table 1-19. Preterm births, by race and Hispanic origin of mother: United States, each state and territory, 2018. Retrieved January 23, 2020 from <https://www.cdc.gov/nchs/products/nvsr.htm>

<sup>xxxix</sup> Annie E. Casey Foundation, Kids Count Data Center. (2020) Children without health insurance by age group in the United States. Retrieved March 11, 2022 from <https://datacenter.kidscount.org/data/tables/10184-children-without-health-insurance-by-age-group?loc=1&loct=2#detailed/2/53/false/1729,37/17,20,21/19708,19709>

<sup>xl</sup> Ibid.

<sup>xli</sup> Ibid.

<sup>xlii</sup> Annie E. Casey Foundation, Kids Count Data Book. (2019). State Trends in Child Well-Being: Appendix B,





# Puerto Rico's Children 2022

Economic Well-Being Indicators, 2019. Retrieved January 21, 2020 from [https://www.aecf.org/resources/2019-kids-count-data-book/?gclid=EAIaIQobChMI2aLdwNCV5wIVgZ6zCh1eWQI9EAAYASAAEgJ2EfD\\_BwE](https://www.aecf.org/resources/2019-kids-count-data-book/?gclid=EAIaIQobChMI2aLdwNCV5wIVgZ6zCh1eWQI9EAAYASAAEgJ2EfD_BwE)

<sup>xliii</sup> Instituto Desarrollo Juventud. (2017) Students between 9<sup>th</sup> and 12<sup>th</sup> grade that had seriously considered attempting suicide during the 12 months before the survey. Retrieved February 11, 2020 from <http://juventudpr.org/en/state-statistics/?i=134>

<sup>xliv</sup> Annie E. Casey Foundation, Kids Count Data Book. (2019). Teen deaths by accident homicide, and suicide in Puerto Rico. Retrieved February 11, 2020 from <https://datacenter.kidscount.org/data/tables/24-teen-deaths-by-accident-homicide-and-suicide?loc=53&loct=4#detailed/4/53-54/false/871,870,573,869,36,867,133,38,35,18/any/290,291>

<sup>xlv</sup> Rosinky, K., & Willimas, S.C. (2018). Child Welfare Financing in SFY 2016: A survey of federal, state, and local expenditures. Appendix A: SFY 2016 total federal, state, and local expenditures by state. Retrieved January 27, 2020 from [https://www.childtrends.org/wp-content/uploads/2018/12/CWFSReportSFY2016\\_ChildTrends\\_December2018.pdf](https://www.childtrends.org/wp-content/uploads/2018/12/CWFSReportSFY2016_ChildTrends_December2018.pdf)

<sup>xlvi</sup> Rosinky, K., & Willimas, S.C. (2018). Child Welfare Financing in SFY 2016: A survey of federal, state, and local expenditures. Appendix C: SFY 2016 federal expenditures by source, by state. Retrieved January 27, 2020 from [https://www.childtrends.org/wp-content/uploads/2018/12/CWFSReportSFY2016\\_ChildTrends\\_December2018.pdf](https://www.childtrends.org/wp-content/uploads/2018/12/CWFSReportSFY2016_ChildTrends_December2018.pdf)

<sup>xlvii</sup> Rosinky, K., & Willimas, S.C. (2018). Child Welfare Financing in SFY 2016: A survey of federal, state, and local expenditures. Appendix D: SFY 2016 Title IV-E expenditures, by state, Table D1, Table D2. Retrieved January 27, 2020 from [https://www.childtrends.org/wp-content/uploads/2018/12/CWFSReportSFY2016\\_ChildTrends\\_December2018.pdf](https://www.childtrends.org/wp-content/uploads/2018/12/CWFSReportSFY2016_ChildTrends_December2018.pdf)

<sup>xlviii</sup> U.S. Department of Health and Human Services, Administration for Children and Families, Office of Community Services. (2019). SSBG Annual Report FY 2017, Appendix A: State Profile Pages, Fiscal Year 2017 SSBG State Profile. Retrieved January 27, 2020 from [https://www.acf.hhs.gov/sites/default/files/ocs/rpt\\_ssbg\\_annual\\_report\\_fy2017.pdf](https://www.acf.hhs.gov/sites/default/files/ocs/rpt_ssbg_annual_report_fy2017.pdf)

