

# New Jersey's Children 2022

## Child Maltreatment

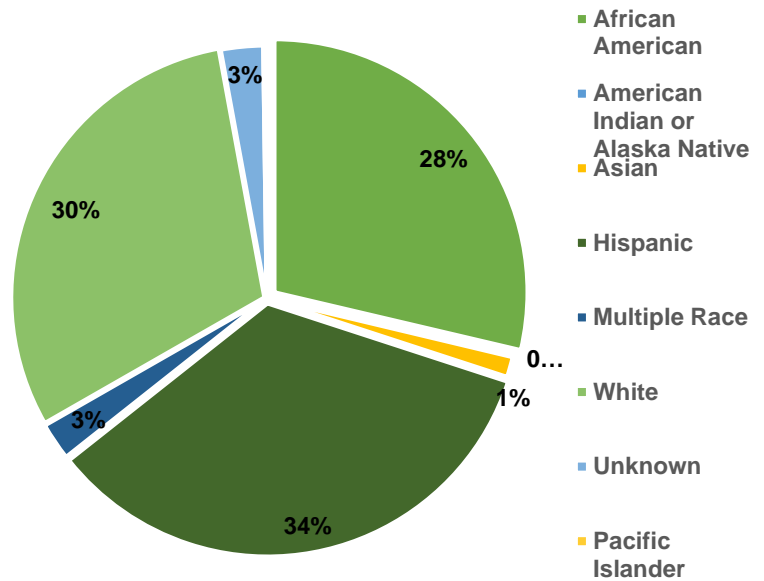
In 2020, New Jersey had **52,853** total referrals for child abuse and neglect. Of those, **52,853** were referred for investigation.<sup>i</sup>

There were **3,665** child victims of abuse or neglect in New Jersey in 2020, at a rate of **1.9** children per 1,000. This translates to a **55.8%** decrease since 2016.<sup>ii</sup>

Of the **3,665** children, **2,902** were first time victims.<sup>iii</sup>

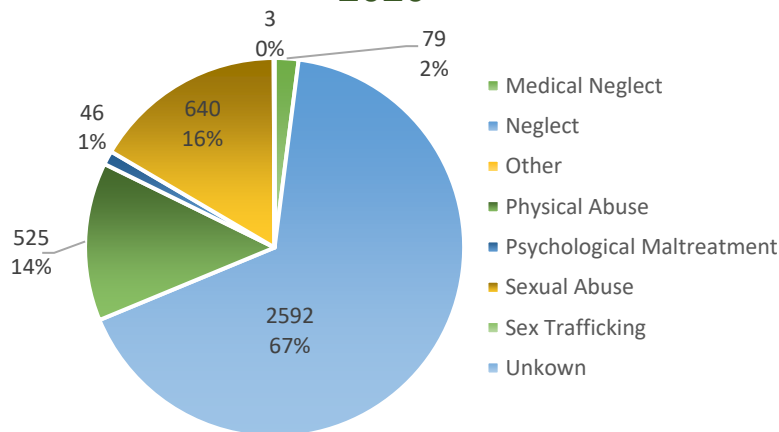
The largest age group of victims was children under one, representing **150** of the **3,665** cases.<sup>iv</sup>

## Child Victims by Race or Ethnicity 2020



v

## Types of Maltreatment Victims, 2020



- **76%** of child maltreatment perpetrators in 2020 were parents of the child. **24%** were non-parents or had an unknown relationship.<sup>vi</sup>

- **55%** of New Jersey's child victims in 2020 were female while **45%** were male.<sup>vii</sup>

viii

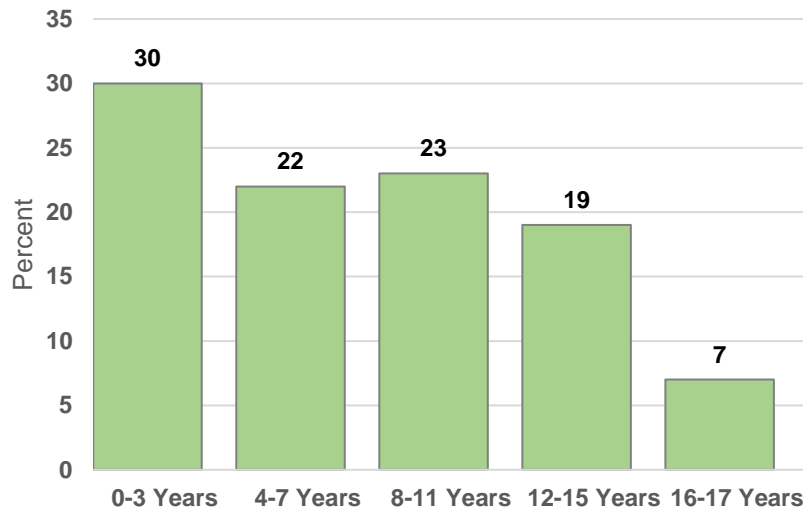
## Plans of Safe Care

- In 2020, New Jersey reported **444** infants who were screened-in with prenatal substance abuse exposure.<sup>ix</sup>
- New Jersey reported **no** plans of safe care for screened-in infants.<sup>x</sup>



# New Jersey's Children 2022

## Age Distribution of Maltreatment Victims, 2020



• Child fatalities decreased in 2020 from **19** in 2019 to **17** in 2020.<sup>xi</sup>

• New Jersey reported **three** total child victims of sex trafficking.<sup>xii</sup>

• **2,208** victims received post-response services while **15,776** non-victims received post-response services as well.<sup>xiii</sup>

xiv

## Foster Care and Adoptions

- **6,202** total children were served by the foster care system in FY 2020.
- **3,788** were in care on the day of September 30<sup>th</sup>, 2020.
- **1,832** children entered care during the 2020 FY while **2,426** exited during the same year.
- **788** of New Jersey's children were adopted while **1,588** were waiting to be adopted.<sup>xv</sup>

There was a **14.4%** decrease in the number of children in care between 2019 and 2020. Adoptions from the system also decreased **32.1%** from 2019 to 2020.<sup>xvi</sup>

**11.7%**  
Decrease since  
2018 in children  
aging out of  
foster care

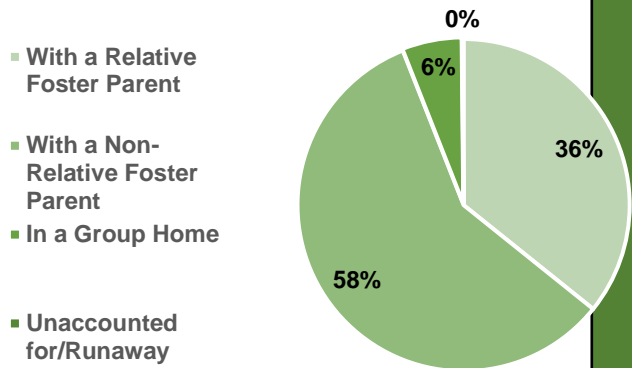
**234** children in New Jersey aged out and exited foster care in 2019. This is a decrease from **265** in 2018 and represents a **11.7%** decrease.<sup>xvii</sup>

- Children in foster care in 2020 spent an average of **23.1** months in care.<sup>xviii</sup>
- The average length of stay in New Jersey for children waiting to be adopted from foster care is **35.3** months.<sup>xix</sup>
- The average age of children waiting to be adopted in 2020 was **6.7** years old.<sup>xx</sup>
- The average age of adopted children was **5.8** years old.<sup>xxi</sup>



# New Jersey's Children 2022

## Where are Children in Foster Care Staying?



Data from 2019 shows that **2,547** children in foster care in New Jersey were living with non-relatives, while **1,563** stayed with a relative (See Pie Chart).<sup>xxii</sup>

**254** children were staying in group homes while **seven** children were classified as runaways.<sup>xxiii</sup>

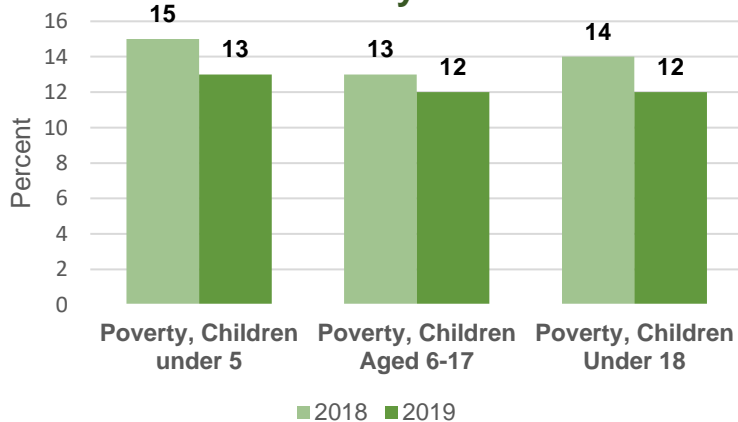
**4%** of households in New Jersey in 2020 had a grandparent living with a grandchild.<sup>xxiv</sup>

The average length of time a child in care spent living with their current relative foster family was **14.1** months.<sup>xxv</sup>

## Child Poverty

New Jersey had **433,000** children in 2019 who lived with parents who lacked secure employment, representing **22%** of all children.<sup>xxvi</sup>  
xxvii

### Child Poverty Over Time



**34%** of New Jersey's children lived in households with a high housing cost burden.<sup>xxviii</sup>

The average number of individuals receiving TANF increased from **20,988** in 2019 to **22,079** in 2020. This represents a **5.1%** increase.<sup>xxix</sup>  
xxx

The state spent **\$84,515,986** on WIC in 2021, serving **141,741** people. This represents a **7.54%** increase in total participants and a **2.94%** decrease in spending.<sup>xxxi</sup>

**762,530** people in New Jersey were food insecure in 2019, including **192,580** children who struggled with hunger.<sup>xxxii</sup>

In New Jersey, **38%** of households receiving SNAP benefits have children in 2019.<sup>xxxiii</sup>



# New Jersey's Children 2022

## Health

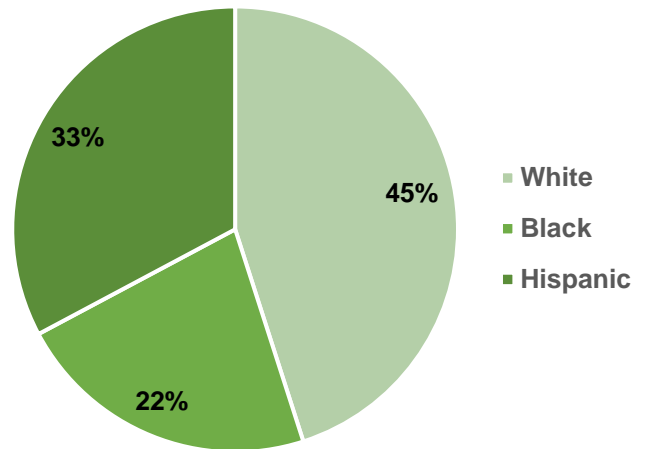
New Jersey had **7,812** low birth-weight babies born in 2019 which is constituted as babies weighing less than 5.5 pounds. This translates to **7.9%** of infants born in New Jersey in 2019.<sup>xxxiv</sup>

New Jersey had a total of **9,510** preterm births in 2019, meaning completed less than 37 weeks of gestation. **8.3%** of all white babies were born premature while **13.7%** of all black babies arrived prematurely in 2019. The total premature birth rate was **9.6%**.<sup>xxxv</sup>

There were **2,697** births to mothers aged 15-19 in New Jersey in 2019, representing a rate of **10** in every 1,000 teen girls.<sup>xxxvi</sup>

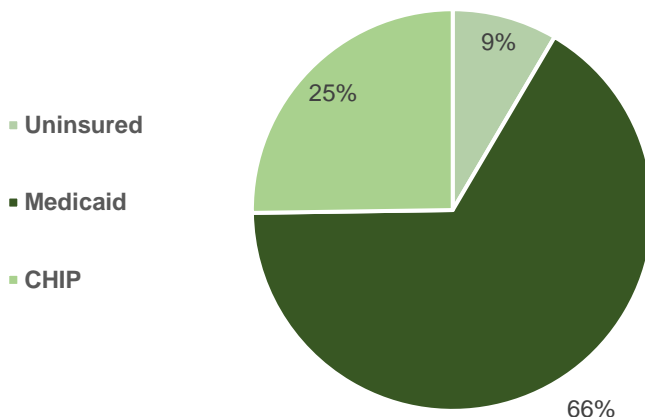
**428** infants under one died in New Jersey in 2019, representing an infant mortality rate of **4.3** per 1,000.<sup>xxxvii</sup>

**Percentage of All Preterm Births by Race or Ethnicity, 2019**



xxxviii

**Public Health Insurance Coverage for Children, 2020**



**4.3%** of New Jersey's children had no health insurance in 2019. This represents **88,000** children. New Jersey is not a Medicaid expansion state.<sup>xxxix</sup>

**688,821** children in New Jersey were enrolled in Medicaid in 2020. This represents a **2.1%** decrease from 2019.<sup>xl</sup>

**262,080** children in New Jersey were in the state Chip Health Insurance Program (CHIP) in 2020. This represents a **2.71%** decrease from 2019.<sup>xli</sup>



# New Jersey's Children 2022

12.3%

Decrease since 2017 of children living in juvenile correction facilities

## Juvenile Justice System

- There were **13,360** total arrests for children under 18 in New Jersey in 2019.
- **1,101** of these arrests were for Disorderly Conduct.
- **2,199** arrests were made for Property Crimes.
- **2,959** were arrested under the charge of Drug Abuse Violations.<sup>xlii</sup>
- **513** children lived in juvenile correction facilities in New Jersey in 2019. This is a decrease from **585** kids in 2017, representing a **12.3%** decline.<sup>xliii</sup>

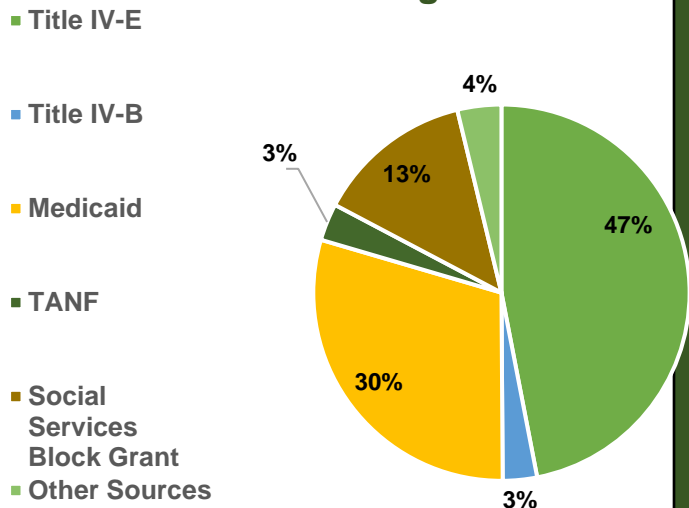
## Teens & Youth

- **26,000** (6%) of New Jersey's youth were both not in school and not working in 2019.<sup>xliiv</sup>
- In 2020, there were **no** reports of children in New Jersey aged 10-14 committing suicide, and **34** reports of suicide among children aged 15-19.<sup>xliv</sup>
- **31** children under age 19 were killed by a firearm in New Jersey in 2020.<sup>xlvi</sup>

## Child Welfare Services Funding

- New Jersey spent **\$1,084,053,558** on child welfare services in 2018. Child welfare services are all of the direct and administrative services that state agencies provide to children and families.
- **\$381,443,535** were allocated from the federal government and **\$693,366,765** came from state and local funds.<sup>xlvii</sup>

### Federal Funding Sources



The breakdown of the **\$381,443,535** in federal funding received in New Jersey in 2018 (See Pie Chart):<sup>xlviii</sup>

**\$96,895,774** as part of the Title IV-E Foster Care Program.  
**\$74,253,410** as part of the Title IV-E Adoption Assistance Program<sup>xlix</sup>

New Jersey's sum of expenditures for Social Service Block Grants in 2020 was **\$46,609,545**<sup>i</sup>



# New Jersey's Children 2022

<sup>i</sup> U.S. Department of Health & Human Services, Administration for Children and Families, Administration on Children, Youth and Families, Children's Bureau. (2022). Child Maltreatment 2020. Report from the States to the National Child Abuse and Neglect Data System: Table 2-1: Screened-In and Screened-Out Referrals, 2020. Retrieved January 24, 2022 from <https://www.acf.hhs.gov/sites/default/files/documents/cb/cm2020.pdf>

<sup>ii</sup> U.S. Department of Health & Human Services, Administration for Children and Families, Administration on Children, Youth and Families, Children's Bureau. (2022). Child Maltreatment 2020. Report from the States to the National Child Abuse and Neglect Data System: Table 3-3: Child Victims, 2016-2020. Retrieved January 24, 2022. from <https://www.acf.hhs.gov/sites/default/files/documents/cb/cm2020.pdf>

<sup>iii</sup> U.S. Department of Health & Human Services, Administration for Children and Families, Administration on Children, Youth and Families, Children's Bureau. (2022). Child Maltreatment 2020. Report from the States to the National Child Abuse and Neglect Data System: Table 3-4: First-Time Victims, 2020. Retrieved January 24, 2022. from <https://www.acf.hhs.gov/sites/default/files/documents/cb/cm2020.pdf>

<sup>iv</sup> U.S. Department of Health & Human Services, Administration for Children and Families, Administration on Children, Youth and Families, Children's Bureau. (2022). Child Maltreatment 2020. Report from the States to the National Child Abuse and Neglect Data System: Table 3-5 Victims by Age, 2020. Retrieved January 24, 2022. from <https://www.acf.hhs.gov/sites/default/files/documents/cb/cm2020.pdf>

<sup>v</sup> U.S. Department of Health & Human Services, Administration for Children and Families, Administration on Children, Youth and Families, Children's Bureau. (2022). Child Maltreatment 2020. Report from the States to the National Child Abuse and Neglect Data System: Table 3-7 Victims by Race or Ethnicity, 2020. Retrieved January 24, 2022 from <https://www.acf.hhs.gov/sites/default/files/documents/cb/cm2020.pdf>

<sup>vi</sup> Child Trends, (2022). State-level data for understanding child welfare in the United States, Child Maltreatment, Child Maltreatment Perpetrators, 2020. Retrieved January 24, 2022 from <https://www.childtrends.org/publications/state-level-data-for-understanding-child-welfare-in-the-united-states>

<sup>vii</sup> Child Trends, (2022). State-level data for understanding child welfare in the United States, Child Maltreatment, Gender of maltreatment victims, 2020. Retrieved January 24, 2022 from <https://www.childtrends.org/publications/state-level-data-for-understanding-child-welfare-in-the-united-states>

<sup>viii</sup> U.S. Department of Health & Human Services, Administration for Children and Families, Administration on Children, Youth and Families, Children's Bureau. (2022). Child Maltreatment 2020. Report from the States to the National Child Abuse and Neglect Data System: Table 3-8 Maltreatment Types of Victims, 2020. Retrieved January 24, 2022, from <https://www.acf.hhs.gov/sites/default/files/documents/cb/cm2020.pdf>

<sup>ix</sup> U.S. Department of Health & Human Services, Administration for Children and Families, Administration on Children, Youth and Families, Children's Bureau. (2022). Child Maltreatment 2020. Report from the States to the National Child Abuse and Neglect Data System: Table 3-10 Infants with Prenatal Substance Exposure by Submission Type, 2020. Retrieved January 24, 2022 from <https://www.acf.hhs.gov/sites/default/files/documents/cb/cm2020.pdf>

<sup>x</sup> U.S. Department of Health & Human Services, Administration for Children and Families, Administration on Children, Youth and Families, Children's Bureau. (2022). Child Maltreatment 2020. Report from the States to the National Child Abuse and Neglect Data System: Table 3-11 Screened-in Infants with Prenatal Substance Exposure Who Have a Plan of Safe Care, 2020. Retrieved January 24, 2022 from <https://www.acf.hhs.gov/sites/default/files/documents/cb/cm2020.pdf>

<sup>xi</sup> U.S. Department of Health & Human Services, Administration for Children and Families, Administration on Children, Youth and Families, Children's Bureau. (2022). Child Maltreatment 2020. Report from the States to the National Child Abuse and Neglect Data System: Table 4-2 Child Fatalities, 2016-2020. Retrieved January 24, 2022 from <https://www.acf.hhs.gov/sites/default/files/documents/cb/cm2020.pdf>

<sup>xii</sup> U.S. Department of Health & Human Services, Administration for Children and Families, Administration on Children, Youth and Families, Children's Bureau. (2022). Child Maltreatment 2020. Report from the States to the National Child





# New Jersey's Children 2022

Abuse and Neglect Data System: Table 3-8 Maltreatment Types of Victims, 2020. Retrieved February 02, 2022 from <https://www.acf.hhs.gov/sites/default/files/documents/cb/cm2020.pdf>

<sup>xiii</sup> U.S. Department of Health & Human Services, Administration for Children and Families, Administration on Children, Youth and Families, Children's Bureau. (2022). Child Maltreatment 2020. Report from the States to the National Child Abuse and Neglect Data System: Table 6-2 Children Who Received Post Response Services, 2020. Retrieved January 24, 2022 from <https://www.acf.hhs.gov/sites/default/files/documents/cb/cm2020.pdf>

<sup>xiv</sup> Child Trends, (2022). State-level data for understanding child welfare in the United States, Child Maltreatment, Age Distribution of Maltreatment Victims, 2020. Retrieved January 25, 2022, from <https://www.childtrends.org/publications/state-level-data-for-understanding-child-welfare-in-the-united-states>

<sup>xv</sup> U.S. Department of Health and Human Services, Administration for Children and Families, Administration on Children, Youth and Families, Children's Bureau. (2020 Adoption and Foster Care Analysis and Reporting System (AFCARS), FY 2020. Retrieved January 28, 2022 from <https://www.acf.hhs.gov/cb/report/afcars-report-28>.

<sup>xvi</sup> Based on Calculations from the CWLA

<sup>xvii</sup> Annie E. Casey Foundation, Kids Count Data Center. (2020). Children exiting foster care by exit reason. Retrieved January 28, 2022 from <https://datacenter.kidscount.org/data/tables/6277-children-exiting-foster-care-by-exit-reason?loc=1&loc=2#detailed/1/any/false/1729,37,871,870/2632/13050>.

<sup>xviii</sup> Child Trends, (2022). State-level data for understanding child welfare in the United States, Foster Care, 2020. Retrieved January 28, 2022 from <https://www.childtrends.org/publications/state-level-data-for-understanding-child-welfare-in-the-united-states>

<sup>xix</sup> Child Trends, (2022). State-level data for understanding child welfare in the United States, Adoption from Foster Care, 2020. Retrieved January 28, 2022 from <https://www.childtrends.org/publications/state-level-data-for-understanding-child-welfare-in-the-united-states>

<sup>xx</sup> Ibid.

<sup>xxi</sup> Ibid.

<sup>xxii</sup> Annie E. Casey Foundation, Kids Count Data Center. (2021). Adoption and Foster Care Analysis and Reporting System, Child Trends, National Data Archive on Child Abuse and Neglect: Children in Foster Care by Placement Type, 2019, Retrieved January 28, 2022 from <https://datacenter.kidscount.org/data/tables/6247-children-in-foster-care-by-placement-type#detailed/2/32/true/1729/2622,2621,2623,2625/12994>

<sup>xxiii</sup> Ibid.

<sup>xxiv</sup> Child Trends, (2022). State-level data for understanding child welfare in the United States, Kinship Caregiving, 2020. Retrieved January 28, 2022 from <https://www.childtrends.org/publications/state-level-data-for-understanding-child-welfare-in-the-united-states>

<sup>xxv</sup> Ibid.

<sup>xxvi</sup> Annie E. Casey Foundation, Kids Count Data Book. (2021). State Trends in Child Well-Being: Appendix B, Economic Well-Being Indicators, 2021. Retrieved January 31, 2022 from <https://www.aecf.org/resources/2021-kids-count-data-book>

<sup>xxvii</sup> Annie E. Casey Foundation, Kids Count Data Center. (2021). Children in poverty by age group, 2019. Retrieved February 07, 2022 from <https://datacenter.kidscount.org/data/tables/5650-children-in-poverty-by-age-group?loc=1&loc=2#detailed/2/2-53/false/1729,37,871,870,573,869,36,868,867,133/17,18,36/12263,12264>

<sup>xxviii</sup> Annie E. Casey Foundation, Kids Count Data Book. (2021). State Trends in Child Well-Being: Appendix B, Economic Well-Being Indicators, 2021. Retrieved January 31, 2022 from <https://www.aecf.org/resources/2021-kids-count-data-book>



# New Jersey's Children 2022

<sup>xxix</sup> U.S. Department of Health and Human Services, Administration for Children and Families, Office of Family Assistance. (2020). Data & Reports: TANF Caseload Data 2019: Table: Total Number of Recipients. Retrieved from February 02, 2022 [https://www.acf.hhs.gov/sites/default/files/documents/ofa/fy2019\\_tanf\\_caseload\\_trec.pdf](https://www.acf.hhs.gov/sites/default/files/documents/ofa/fy2019_tanf_caseload_trec.pdf)

<sup>xxx</sup> U.S. Department of Health and Human Services, Administration for Children and Families, Office of Family Assistance. (2021). Data & Reports: TANF Caseload Data 2020: Table: Total Number of Recipients. Retrieved February 02, 2022 from [https://www.acf.hhs.gov/sites/default/files/documents/ofa/fy2020\\_tanf\\_caseload\\_trec\\_0.pdf](https://www.acf.hhs.gov/sites/default/files/documents/ofa/fy2020_tanf_caseload_trec_0.pdf)

<sup>xxxi</sup> USDA, Food and Nutrition Service. (2022). WIC Data Tables, Annual State Level Data FY 2017-2021: Total Participation and Food Costs, FY 2021. Retrieved January 31, 2022 from <https://www.fns.usda.gov/pd/wic-program>

<sup>xxxii</sup> Feeding America. (2022). Map the Meal Gap 2019. Retrieved January 31, 2022 from <https://map.feedingamerica.org/county/2019/overall/new-jersey>

<sup>xxxiii</sup> Ibid.

<sup>xxxiv</sup> Annie E. Casey Foundation, Kids Count Data Book. (2021). State Trends in Child Well-Being: Appendix B, Health Indicators, Low Birth-Weight Babies: 2019, 2021. Retrieved February 03, 2022 from [https://assets.aecf.org/m/databook/2019KC\\_profile\\_NJ.pdf](https://assets.aecf.org/m/databook/2019KC_profile_NJ.pdf)

<sup>xxxv</sup> Martin J., Hamilton B., Osterman M., and Driscoll A. (2021). Centers for Disease Control and Prevention, National Center for Health Statistics, National Vital Statistics Reports, Births: Final Data for 2019: Table 1-19. Preterm births, by race and Hispanic origin of mother: United States, each state and territory, 2019, 2021. Retrieved January 31, 2022 from <https://www.cdc.gov/nchs/products/nvsr.htm>

<sup>xxxvi</sup> Annie E. Casey Foundation, Kids Count Data Center. (2021). Teen Birth by age group in the United States. Retrieved February 02, 2022 from <https://datacenter.kidscount.org/data/tables/8125-teen-births-by-age-group?loc=1&loct=2#detailed/2/32/false/1729/2829,6,8,7,251/15589,15590>

<sup>xxxvii</sup> Annie E. Casey Foundation, Kids Count Data Center. (2021). Infant Mortality in the United States. Retrieved February 2, 2022 from <https://datacenter.kidscount.org/data/tables/6051-infant-mortality?loc=1&loct=2#detailed/2/32/false/1729/any/12718,12719>

<sup>xxxviii</sup> Martin J., Hamilton B., Osterman M., and Driscoll A. (2021). Centers for Disease Control and Prevention, National Center for Health Statistics, National Vital Statistics Reports, Births: Final Data for 2019: Table 1-19. Preterm births, by race and Hispanic origin of mother: United States, each state and territory, 2019, 2021. Retrieved February 02, 2022 from <https://www.cdc.gov/nchs/products/nvsr.htm>

<sup>xxxix</sup> HIC-5. Health Insurance Coverage Status and Type of Coverage by State--Children Under 19: 2008 to 2019, Health Insurance Historical Tables, U.S. Census Bureau, 1-year American Community Surveys (ACS). Retrieved February 02, 2022 from <https://www.census.gov/data/tables/time-series/demo/health-insurance/historical-series/hic.html>

<sup>xl</sup> Medicaid.gov, Keeping America Healthy. (2021). Home, CHIP, Reports & Evaluations, Annual Enrollment Reports, 2020 Number of Children Ever Enrolled Report, Unduplicated Number of Children Ever Enrolled in CHIP and Medicaid. Retrieved February 02, 2022 from <https://www.medicaid.gov/chip/downloads/fy-2020-childrens-enrollment-report.pdf>

<sup>xli</sup> Ibid.

<sup>xlii</sup> U.S. Department of Justice, Federal Bureau of Investigation. (2022). Crime in the United States 2019: Table 69: Arrests by State, 2019. Retrieved February 07, 2022 from <https://ucr.fbi.gov/crime-in-the-u.s/2019/crime-in-the-u.s.-2019/tables/table-69>

<sup>xliii</sup> Sickmund, M., Sladky, T.J., Kang, W., and Puzanzhera, C. (2022). Easy Access to the Census of Juveniles in Residential Placement: 1997-2019, Type of Placement Facility by State, 2019. Retrieved February 07, 2022 from <https://www.ojjdp.gov/ojstatbb/ezacjrp/>

<sup>xliv</sup> Annie E. Casey Foundation, Kids Count Data Book. (2021). State Trends in Child Well-Being: Appendix B,





# New Jersey's Children 2022

Economic Well-Being Indicators, 2021. Retrieved February 07, 2022 from <https://www.aecf.org/resources/2021-kids-count-data-book>

<sup>xlv</sup> Centers for Disease Control and Prevention, National Center for Injury Prevention and Control: Data & Statistics (WISQARS). (2020). NCHS Vital Statistics System for numbers of deaths: Bureau of Census for population estimates. Leading causes of death reports 1999-2020, for national, regional and states, 2020 (restricted). Retrieved February 07, 2022 from [https://webappa.cdc.gov/sasweb/ncipc/dataRestriction\\_lcd.html](https://webappa.cdc.gov/sasweb/ncipc/dataRestriction_lcd.html)

<sup>xlvi</sup> Centers for Disease Control and Prevention, National Center for Injury Prevention and Control: Data & Statistics (WISQARS). (2020). NCHS Vital Statistics System for numbers of deaths: Bureau of Census for population estimates. Fatal Injury Reports 1999-2020, for national, regional and states (restricted), 1999-2020, United States, firearm deaths and rates per 100,000: All races, both sexes, ages 0 to 19, outgroups: Year and state. Retrieved February 07, 2022 from <https://wisqars-viz.cdc.gov:8006/>

<sup>xlvii</sup> Rosinky et al., (2021). Child Welfare Financing in SFY 2018: A survey of federal, state, and local expenditures. Appendix A: SFY 2018 total federal, state, and local expenditures by state. Retrieved February 7<sup>th</sup>, 2022 from [https://www.childtrends.org/wp-content/uploads/2021/05/ChildWelfareFinancing\\_ChildTrends\\_March2021.pdf](https://www.childtrends.org/wp-content/uploads/2021/05/ChildWelfareFinancing_ChildTrends_March2021.pdf)

<sup>xlviii</sup> Rosinky et al., (2021). Child Welfare Financing in SFY 2018: A survey of federal, state, and local expenditures. Appendix B: SFY 2018 federal expenditures by source, by state. Retrieved February 7, 2022, from [https://www.childtrends.org/wp-content/uploads/2021/05/ChildWelfareFinancing\\_ChildTrends\\_March2021.pdf](https://www.childtrends.org/wp-content/uploads/2021/05/ChildWelfareFinancing_ChildTrends_March2021.pdf)

<sup>xlix</sup> Rosinky et al., (2021). Child Welfare Financing in SFY 2018: A survey of federal, state, and local expenditures. Appendix C: SFY 2018 Title IV-E expenditures, by state, Table C1, Table C2. Retrieved February 7<sup>th</sup>, 2022 from [https://www.childtrends.org/wp-content/uploads/2021/05/ChildWelfareFinancing\\_ChildTrends\\_March2021.pdf](https://www.childtrends.org/wp-content/uploads/2021/05/ChildWelfareFinancing_ChildTrends_March2021.pdf)

<sup>1</sup> U.S. Department of Health and Human Services, Administration for Children and Families, Office of Community Services. (2022). SSBG Annual Report FY 2020, Appendix A: State Profile Pages, Fiscal Year 2020 SSBG State Profile. Retrieved February 7, 2022 from [https://www.acf.hhs.gov/sites/default/files/documents/ocs/RPT\\_SSBG\\_Annual%20Report\\_FY2020.pdf](https://www.acf.hhs.gov/sites/default/files/documents/ocs/RPT_SSBG_Annual%20Report_FY2020.pdf)

