

# Arkansas's Children 2022

## Child Maltreatment

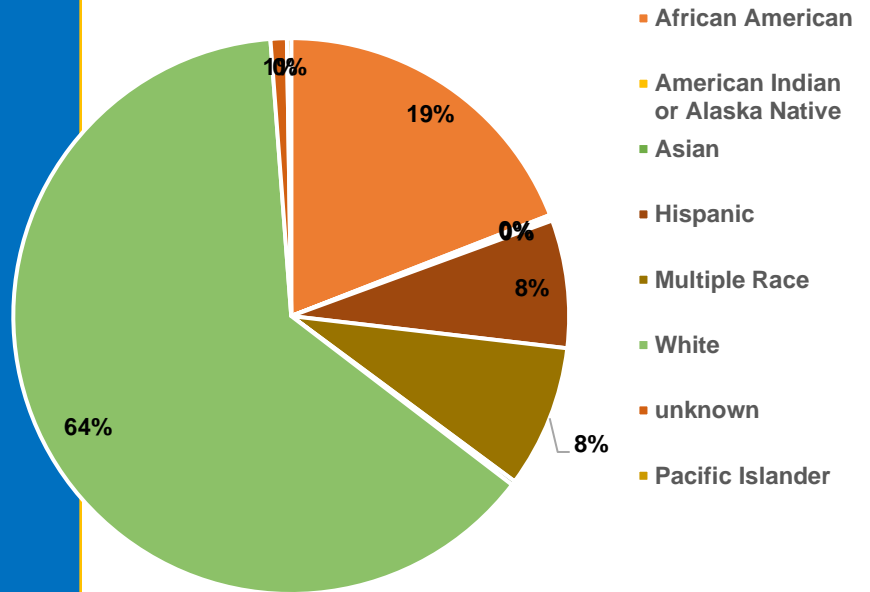
In 2020, Arkansas had **54,351** total referrals for child abuse and neglect. Of those, **31,429** were referred for investigation.<sup>i</sup>

There were **9,241** child victims of abuse or neglect in Arkansas in 2020, at a rate of **13.2** children per 1,000. This translates to an **10%** increase since 2016.<sup>ii</sup>

Of the **9,241** children, **7,705** were first time victims.<sup>iii</sup>

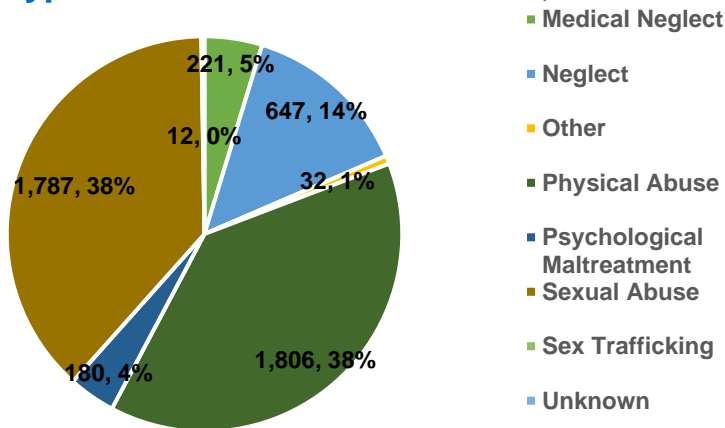
The largest age group of victims was children under one, representing **2,029** of the **9,241** cases.<sup>iv</sup>

## Child Victims by Race or Ethnicity, 2020



v

## Types of Maltreatment Victims, 2020



- **68%** of child maltreatment perpetrators in 2020 were parents of the child. **32%** were non-parents or had an unknown relationship.<sup>vi</sup>

- **55%** of Arkansas's child victims in 2020 were female while **45%** were male.<sup>vii</sup>

viii

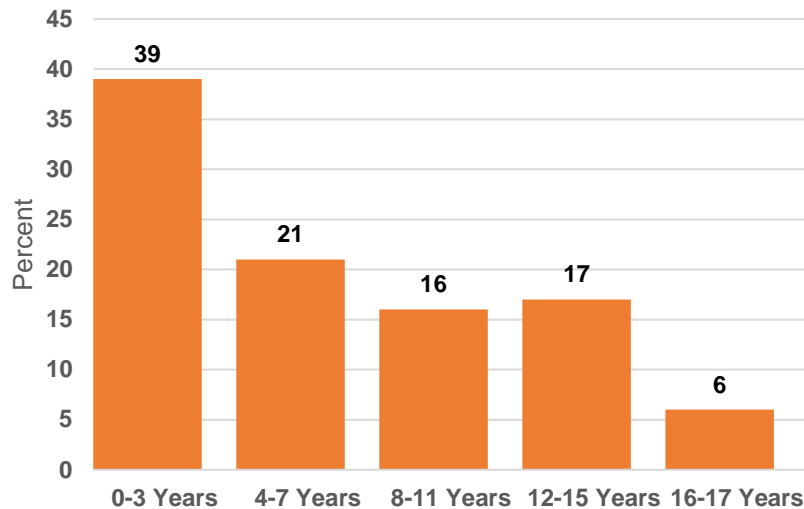
## Plans of Safe Care

- In 2020, Arkansas reported **512** infants who were screened-in with prenatal substance abuse exposure.<sup>ix</sup>
- Arkansas reported **468** plans of safe care for screened-in infants.<sup>x</sup>



# Arkansas's Children 2022

## Age Distribution of Maltreatment Victims, 2020



• Child fatalities decreased in 2020 from **35** in 2019 to **30** in 2020.<sup>xi</sup>

• Arkansas reported **12** total child victims of sex trafficking.<sup>xii</sup>

• **8,303** victims received post-response services while **8,879** non-victims received post-response services as well.<sup>xiii</sup>

xiv

## Foster Care and Adoptions

- **7,159** total children were served by the foster care system in FY 2020.
- **4,280** were in care on the day of September 30<sup>th</sup>, 2020.
- **3,106** children entered care during the 2020 FY while **2,882** exited during the same year.
- **777** of Arkansas's children were adopted while **1,142** were waiting to be adopted.<sup>xv</sup>

There was a **3.7%** increase in the number of children in care between 2019 and 2020. Adoptions from the system decreased **21%** from 2019.<sup>xvi</sup>

**15.8%**  
Increase since  
2018 in children  
aging out of  
foster care

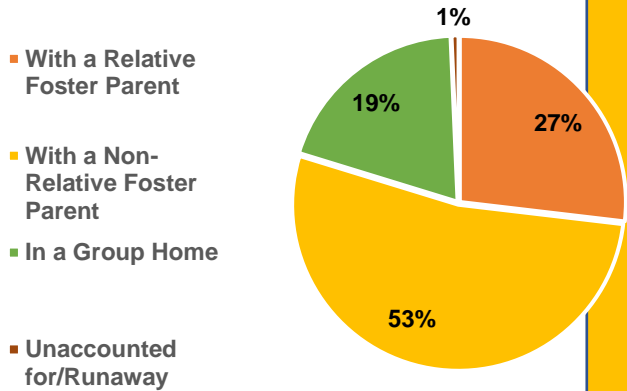
**232** children in Arkansas aged out and exited foster care in 2019. This is an increase from **219** in 2018 and represents an **15.8%** increase.<sup>xvii</sup>

- Children in foster care in 2020 spent an average of **16.2** months in care.<sup>xviii</sup>
- The average length of stay in Arkansas for children waiting to be adopted from foster care is **34.0** months.<sup>xix</sup>
- The average age of children waiting to be adopted in 2020 was **9.1** years old.<sup>xx</sup>
- The average age of adopted children was **6.4** years old.<sup>xxi</sup>



# Arkansas's Children 2022

## Where are Children in Foster Care Staying?



Data from 2019 shows that **2,255** children in foster care within Arkansas were living with non-relatives while **1,146** stayed with a relative.

**835** children were staying in group homes while **29** children were classified as runaways.<sup>xxii</sup>

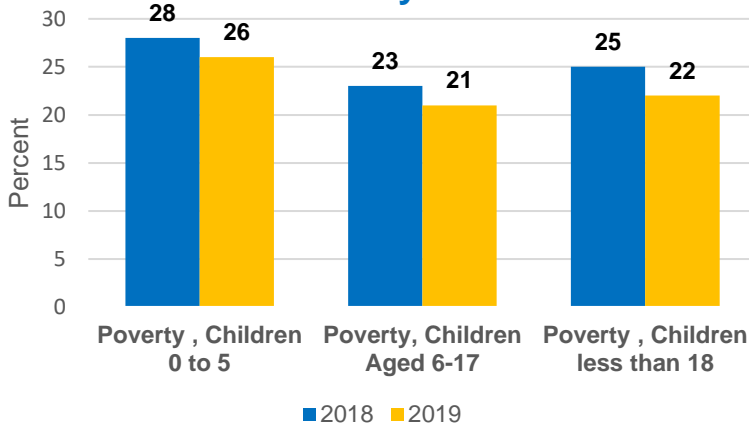
**4%** of households in Arkansas in 2017 had a grandparent living with a grandchild.<sup>xxiii</sup>

The average length of time a child in care spent living with their current relative foster family was **5.2** months.<sup>xxiv</sup>

## Child Poverty

Arkansas had **206,000** children in 2019 who lived with parents who lacked secure employment, representing **20%** of all children.<sup>xxv</sup>

### Child Poverty Over Time



**22%** of Arkansas's children lived in households with a high housing cost burden.<sup>xxvi</sup>

The average number of individuals receiving TANF fell from **4,522** in 2020 to **3,702** in 2021. This represents a **18.1%** decrease.<sup>xxvii</sup>  
<sup>xxviii</sup>

The state spent **\$26,751,526** on WIC in 2021, serving **50,751** people. This represents an **13.3%** decrease in total participants and a **8.0%** decrease in spending.<sup>xxix</sup>

**499,950** people in Arkansas were food insecure in 2019, including **149,670** children who struggled with hunger.<sup>xxx</sup>

**48.3%** of households receiving SNAP benefits in Arkansas in 2019 had children.<sup>xxxi</sup>



# Arkansas's Children 2022

## Health

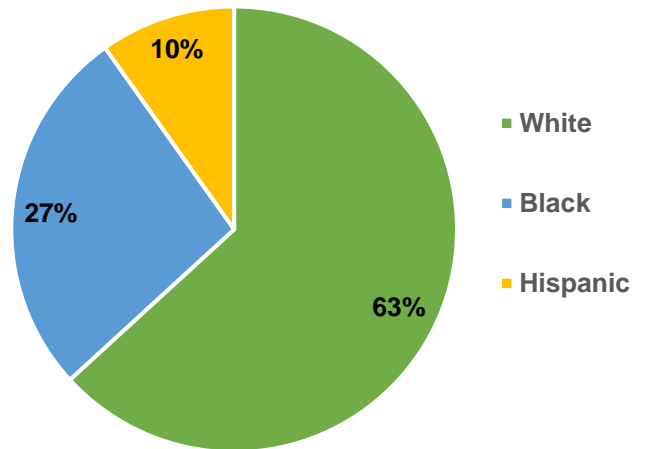
Arkansas had **3,380** low birth-weight babies born in 2019 which is constituted as babies weighing less than 5.5 pounds. This translates to **9.2%** of infants born in Arkansas in 2019.<sup>xxxii</sup>

Arkansas had a total of **4,362** preterm births in 2019, meaning less than 37 completed weeks of gestation. **11.09%** of all white babies were born premature while **15.60%** of black babies arrived prematurely in 2019. The total premature birth rate was **11.93%**.<sup>xxxiii</sup>

There were **28** births to mothers aged 15-19 in Arkansas in 2019, representing an unknown rate in every 1,000 teen girls.<sup>xxxiv</sup>

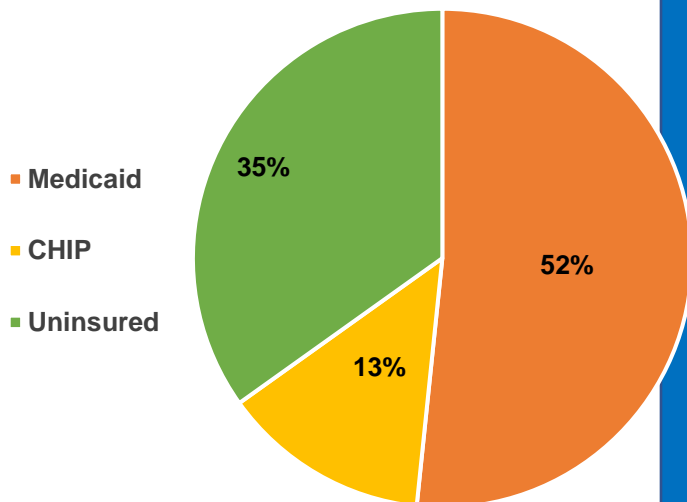
**251** infants under 1 died in Arkansas in 2019, representing an infant mortality rate of **6.9** per 1,000.<sup>xxxv</sup>

Percentage of All Preterm Births by Race or Ethnicity, 2019



xxxvi

Public Health Insurance Coverage for Children, 2020



**9.1%** of Arkansas's children had no health insurance in 2019. Arkansas is a Medicaid expansion state.<sup>xxxvii</sup>

**401,436** children in Arkansas were enrolled in Medicaid in 2020. This represents **2.0%** decrease from 2019.<sup>xxxviii</sup>

**104,865** children in Arkansas were in the state Children Health Insurance Program (CHIP) in 2020. This represents an **0.8%** increase from 2019.<sup>xxxix</sup>



# Arkansas's Children 2022

**5.4%**

incline since  
2017 of children  
living in juvenile  
correction  
facilities

## Juvenile Justice System

- There were **7,809** total arrests for children under 18 in Arkansas in 2019.
- **690** of these arrests were for Disorderly Conduct.
- **1,425** arrests were made for Property Crimes.
- **823** were arrested under the charge of Drug Abuse Violations.<sup>xi</sup>
- **465** children lived in juvenile correction facilities in Arkansas in 2019. This is an increase from **585** kids in 2017, representing a **20.5%** decrease.<sup>xii</sup>

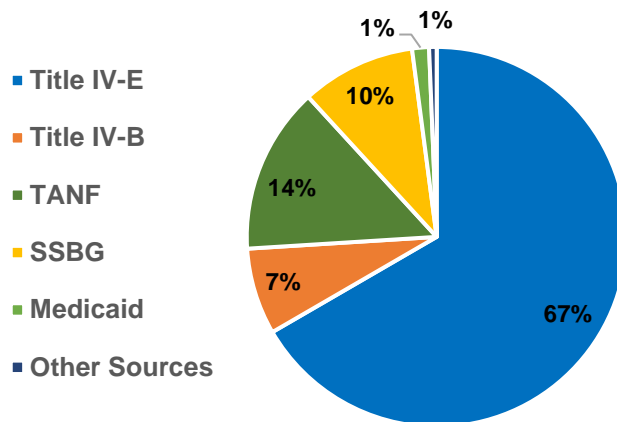
## Teens & Youth

- **11,000** (7%) of Arkansas's youth were both not in school and not working in 2021.<sup>xiii</sup>
- In 2020, there were **zero** reports of children in Arkansas aged 10-14 committing suicide, and **78** reports of suicide among children aged 15-24.<sup>xiii</sup>
- **77** children under age 19 were killed by a firearm in Arkansas in 2020.<sup>xiv</sup>

## Child Welfare Services Funding

- Arkansas spent **\$162,419,450.16** on child welfare services in 2018. Child welfare services are all of the direct and administrative services that state agencies provide to children and families.
- **\$105,184,431** were allocated from the federal government and **\$55,861,186** came from state and local funds.<sup>xv</sup>

### Federal Funding Sources



The breakdown of the **\$32,992,366** in federal funding received in Arkansas in 2018:<sup>xvi</sup>

- **\$7,685,062** as part of the Title IV-E Foster Care Program.
- **\$25,307,304** as part of the Title IV-E Adoption Assistance Program.<sup>xvii</sup>
- Arkansas's sum of expenditures for Social Service Block Grants in 2020 was **\$12,379,388**.<sup>xviii</sup>



# Arkansas's Children 2022

<sup>i</sup> U.S. Department of Health & Human Services, Administration for Children and Families, Administration on Children, Youth and Families, Children's Bureau. (2022). Child Maltreatment 2020. Report from the States to the National Child Abuse and Neglect Data System: Table 2-1: Screened-In and Screened-Out Referrals, 2020. Retrieved February 15, 2022 from <https://www.acf.hhs.gov/sites/default/files/documents/cb/cm2020.pdf>

<sup>ii</sup> U.S. Department of Health & Human Services, Administration for Children and Families, Administration on Children, Youth and Families, Children's Bureau. (2022). Child Maltreatment 2020. Report from the States to the National Child Abuse and Neglect Data System: Table 3-3: Child Victims, 2016-2020. Retrieved February 15, 2022 from <https://www.acf.hhs.gov/sites/default/files/documents/cb/cm2020.pdf>

<sup>iii</sup> U.S. Department of Health & Human Services, Administration for Children and Families, Administration on Children, Youth and Families, Children's Bureau. (2022). Child Maltreatment 2020. Report from the States to the National Child Abuse and Neglect Data System: Table 3-4: First-Time Victims, 2020. Retrieved February 15, 2022 from <https://www.acf.hhs.gov/sites/default/files/documents/cb/cm2020.pdf>

<sup>iv</sup> U.S. Department of Health & Human Services, Administration for Children and Families, Administration on Children, Youth and Families, Children's Bureau. (2022). Child Maltreatment 2020. Report from the States to the National Child Abuse and Neglect Data System: Table 3-5 Victims by Age, 2020. Retrieved February 15, 2022 from <https://www.acf.hhs.gov/sites/default/files/documents/cb/cm2020.pdf>

<sup>v</sup> U.S. Department of Health & Human Services, Administration for Children and Families, Administration on Children, Youth and Families, Children's Bureau. (2022). Child Maltreatment 2020. Report from the States to the National Child Abuse and Neglect Data System: Table 3-7 Victims by Race or Ethnicity, 2020. Retrieved February 15, 2022 from <https://www.acf.hhs.gov/sites/default/files/cb/cm2018.pdf>

<sup>vi</sup> Child Trends, (2022). State-level data for understanding child welfare in the United States, Child Maltreatment, Child Maltreatment Perpetrators, 2020. Retrieved February 15, 2022 from <https://www.childtrends.org/publications/state-level-data-for-understanding-child-welfare-in-the-united-states>

<sup>vii</sup> Child Trends, (2022). State-level data for understanding child welfare in the United States, Child Maltreatment, Gender of maltreatment victims, 2020. Retrieved February 15, 2022 from <https://www.childtrends.org/publications/state-level-data-for-understanding-child-welfare-in-the-united-states>

<sup>viii</sup> U.S. Department of Health & Human Services, Administration for Children and Families, Administration on Children, Youth and Families, Children's Bureau. (2022). Child Maltreatment 2020. Report from the States to the National Child Abuse and Neglect Data System: Table 3-8 Maltreatment Types of Victims, 2020. Retrieved February 15, 2022 from <https://www.acf.hhs.gov/sites/default/files/documents/cb/cm2020.pdf>

<sup>ix</sup> U.S. Department of Health & Human Services, Administration for Children and Families, Administration on Children, Youth and Families, Children's Bureau. (2022). Child Maltreatment 2020. Report from the States to the National Child Abuse and Neglect Data System: Table 3-10 Infants with Prenatal Substance Exposure by Submission Type, 2020. Retrieved February 15, 2022 from <https://www.acf.hhs.gov/sites/default/files/documents/cb/cm2020.pdf>

<sup>x</sup> U.S. Department of Health & Human Services, Administration for Children and Families, Administration on Children, Youth and Families, Children's Bureau. (2022). Child Maltreatment 2020. Report from the States to the National Child Abuse and Neglect Data System: Table 3-11 Screened-in Infants with Prenatal Substance Exposure Who Have a Plan of Safe Care, 2020. Retrieved February 15, 2022 from <https://www.acf.hhs.gov/sites/default/files/documents/cb/cm2020.pdf>

<sup>xi</sup> U.S. Department of Health & Human Services, Administration for Children and Families, Administration on Children, Youth and Families, Children's Bureau. (2022). Child Maltreatment 2020. Report from the States to the National Child Abuse and Neglect Data System: Table 4-2 Child Fatalities, 2016-2020. Retrieved February 15, 2022 from <https://www.acf.hhs.gov/sites/default/files/documents/cb/cm2020.pdf>

<sup>xii</sup> U.S. Department of Health & Human Services, Administration for Children and Families, Administration on Children, Youth and Families, Children's Bureau. (2022). Child Maltreatment 2020. Report from the States to the National Child



# Arkansas's Children 2022

Abuse and Neglect Data System: Victims of Sex Trafficking by Sex, 2020. Retrieved February 15, 2022 from <https://www.acf.hhs.gov/sites/default/files/documents/cb/cm2020.pdf>

<sup>xiii</sup> U.S. Department of Health & Human Services, Administration for Children and Families, Administration on Children, Youth and Families, Children's Bureau. (2022). Child Maltreatment 2020. Report from the States to the National Child Abuse and Neglect Data System: Table 6-2 Children Who Received Post Response Services, 2020. Retrieved January 21, 2020 from <https://www.acf.hhs.gov/sites/default/files/documents/cb/cm2020.pdf>

<sup>xiv</sup> Child Trends, (2022). State-level data for understanding child welfare in the United States, Child Maltreatment, Age Distribution of Maltreatment Victims, 2020. Retrieved February 15, 2022 from <https://www.childtrends.org/publications/state-level-data-for-understanding-child-welfare-in-the-united-states>

<sup>xv</sup> U.S. Department of Health and Human Services, Administration for Children and Families, Administration on Children, Youth and Families, Children's Bureau. (2020 Adoption and Foster Care Analysis and Reporting System (AFCARS), FY 2011 – FY 2020. Retrieved February 15, 2022 from <https://www.acf.hhs.gov/cb>.

<sup>xvi</sup> Based on Calculations from the CWLA

<sup>xvii</sup> Annie E. Casey Foundation, Kids Count Data Center. (2021). Children exiting foster care by exit reason. Retrieved February 15, 2022 from <https://datacenter.kidscount.org/data/tables/6277-children-exiting-foster-care-by-exit-reason?loc=1&loct=2#detailed/2/2-53/false/871/2632/13050>.

<sup>xviii</sup> Child Trends, (2022). State-level data for understanding child welfare in the United States, Foster Care, 2020. Retrieved February 15, 2022 from <https://www.childtrends.org/publications/state-level-data-for-understanding-child-welfare-in-the-united-states>

<sup>xix</sup> Child Trends, (2022). State-level data for understanding child welfare in the United States, Adoption from Foster Care, 2020. Retrieved February 15, 2022 from <https://www.childtrends.org/publications/state-level-data-for-understanding-child-welfare-in-the-united-states>

<sup>xx</sup> Ibid.

<sup>xxi</sup> Ibid.

<sup>xxii</sup> Annie E. Casey Foundation, Kids Count Data Center. (2021). Adoption and Foster Care Analysis and Reporting System, Child Trends, National Data Archive on Child Abuse and Neglect: Children in Foster Care by Placement Type, 2019, Retrieved February 15, 2022 from <https://datacenter.kidscount.org/data/tables/6247-children-in-foster-care-by-placement-%20type#detailed/2/2-53/true/871/2622,2621,2623,2625/12994>.

<sup>xxiii</sup> Child Trends, (2022). State-level data for understanding child welfare in the United States, Kinship Caregiving, 2020. Retrieved February 15, 2022 from <https://www.childtrends.org/publications/state-level-data-for-understanding-child-welfare-in-the-united-states>

<sup>xxiv</sup> Ibid

<sup>xxv</sup> Annie E. Casey Foundation, Kids Count Data Book. (2021). State Trends in Child Well-Being: Appendix B, Economic Well-Being Indicators, 2019. Retrieved February 16, 2022 from [https://www.aecf.org/resources/2019-kids-count-data-book/?gclid=EALaIQobChMI2aLdwNCV5wIVgZ6zCh1eWQI9EAAYASAAEgJ2EfD\\_BwE](https://www.aecf.org/resources/2019-kids-count-data-book/?gclid=EALaIQobChMI2aLdwNCV5wIVgZ6zCh1eWQI9EAAYASAAEgJ2EfD_BwE)

<sup>xxvi</sup> Ibid.

<sup>xxvii</sup> U.S. Department of Health and Human Services, Administration for Children and Families, Office of Family Assistance. (2021). Data & Reports: TANF Caseload Data 2019: Table: Total Number of Recipients. Retrieved February 16, 2022 from [https://www.acf.hhs.gov/sites/default/files/documents/ofafy2021\\_tanf\\_caseload.pdf](https://www.acf.hhs.gov/sites/default/files/documents/ofafy2021_tanf_caseload.pdf)

<sup>xxviii</sup> Annie E. Casey Foundation, Kids Count Data Center. (2021). Children in Poverty by Age Group, 2019, Retrieved February 16, 2022 from <https://datacenter.kidscount.org/data/tables/5650-children-in-poverty-by-age-group?loc=1&loct=2#detailed/2/32/false/1729/17,18,36/12264>



# Arkansas's Children 2022

<sup>xxxix</sup> USDA, Food and Nutrition Service. (2022). WIC Data Tables, Annual State Level Data FY 2017-2021: Total Participation and Food Costs, FY 2021. Retrieved February 16, 2022 from <https://www.fns.usda.gov/pd/wic-program>

<sup>xxx</sup> Feeding America. (2022). Map the Meal Gap 2019. Retrieved February 16, 2022 from <https://www.feedingamerica.org/hunger-in-america/arkansas>

<sup>xxxi</sup> Ibid.

<sup>xxxii</sup> Annie E. Casey Foundation, Kids Count Data Book. (2021). State Trends in Child Well-Being: Appendix B, Health Indicators, Low Birth-Weight Babies: 2019, 2021. Retrieved February 16, 2022 from [https://www.aecf.org/resources/2019-kids-count-data-book/?gclid=EAlaIqobChMI2aLdwNCV5wIVgZ6zCh1eWQI9EAAYASAAEgJ2EfD\\_BwE](https://www.aecf.org/resources/2019-kids-count-data-book/?gclid=EAlaIqobChMI2aLdwNCV5wIVgZ6zCh1eWQI9EAAYASAAEgJ2EfD_BwE)

<sup>xxxiii</sup> Martin J., Hamilton B., Osterman M., and Driscoll A. (2021). Centers for Disease Control and Prevention, National Center for Health Statistics, National Vital Statistics Reports, Births: Final Data for 2019: Table 1-19. Preterm births, by race and Hispanic origin of mother: United States, each state and territory, 2019, 2021. Retrieved February 16, 2022 from <https://www.cdc.gov/nchs/products/nvsr.htm>

<sup>xxxiv</sup> Annie E. Casey Foundation, Kids Count Data Center. (2021). Teen Birth by age group in the United States. Retrieved February 16, 2022 from <https://datacenter.kidscount.org/data/tables/8125-teen-births-by-age-group?loc=1&loct=2#detailed/2/2-53/false/871,870/2829,6,8,7,251/15589,15590>

<sup>xxxv</sup> Annie E. Casey Foundation, Kids Count Data Center. (2021). Infant Mortality in the United States. Retrieved February 16, 2022 from <https://datacenter.kidscount.org/data/tables/6051-infant-mortality?loc=1&loct=2#detailed/2/2-53/false/871,870,573,869,36,868,867,133,38,35/any/12718,12719>

<sup>xxxvi</sup> Martin J., Hamilton B., Osterman M., and Driscoll A. (2021). Centers for Disease Control and Prevention, National Center for Health Statistics, National Vital Statistics Reports, Births: Final Data for 2019: Table 1-19. Preterm births, by race and Hispanic origin of mother: United States, each state and territory, 2019, 2021. Retrieved February 16, 2022 from <https://www.cdc.gov/nchs/products/nvsr.htm>

<sup>xxxvii</sup> HIC-5. Health Insurance Coverage Status and Type of Coverage by State--Children Under 19: 2008 to 2018, Health Insurance Historical Tables, U.S. Census Bureau, 1-year American Community Surveys (ACS). Retrieved February 16, 2022 from <https://www.census.gov/data/tables/time-series/demo/health-insurance/historical-series/hic.html>

<sup>xxxviii</sup> Medicaid.gov, Keeping America Healthy. (2021). Home, CHIP, Reports & Evaluations, Annual Enrollment Reports, 2020 Number of Children Ever Enrolled Report, Unduplicated Number of Children Ever Enrolled in CHIP and Medicaid. Retrieved February 16, 2022 from <https://www.medicaid.gov/chip/downloads/fy-2020-childrens-enrollment-report.pdf>

<sup>xxxix</sup> Ibid

<sup>xl</sup> U.S. Department of Justice, Federal Bureau of Investigation. (2022). Crime in the United States 2019: Table 69: Arrests by State, 2019. Retrieved February 16, 2022 from <https://ucr.fbi.gov/crime-in-the-u.s/2019/crime-in-the-u.s.-2019/tables/table-69>

<sup>xli</sup> Sickmund, M., Sladky, T.J., Kang, W., and Puzzanchera, C. (2022). Easy Access to the Census of Juveniles in Residential Placement: 1997-2019, Type of Placement Facility by State, 2019. Retrieved February 16, 2022 from [https://www.ojjdp.gov/ojstatbb/ezacjrp/asp/State\\_Facility.asp](https://www.ojjdp.gov/ojstatbb/ezacjrp/asp/State_Facility.asp)

<sup>xlii</sup> Annie E. Casey Foundation, Kids Count Data Book. (2021). State Trends in Child Well-Being: Appendix B, Economic Well-Being Indicators, 2021. Retrieved February 16, 2022 from <https://assets.aecf.org/m/resourcedoc/aecf-2021kidscountdatabook-2021.pdf>

<sup>xliii</sup> Centers for Disease Control and Prevention, National Center for Injury Prevention and Control: Data & Statistics (WISQARS). (2021). NCHS Vital Statistics System for numbers of deaths: Bureau of Census for population estimates. Leading causes of death reports 1999-2020, for national, regional and states, 2020. Retrieved February 16, 2022 from [https://webappa.cdc.gov/sasweb/ncipc/dataRestriction\\_lcd.html](https://webappa.cdc.gov/sasweb/ncipc/dataRestriction_lcd.html)





# Arkansas's Children 2022

<sup>xliv</sup> Centers for Disease Control and Prevention, National Center for Injury Prevention and Control: Data & Statistics (WISQARS). (2021). NCHS Vital Statistics System for numbers of deaths: Bureau of Census for population estimates. Fatal Injury Reports 1999-2020, for national, regional and states, 2020, United States, firearm deaths and rates per 100,000: All races, both Sexes, ages 0 to 19, outgroups: Year and state. Retrieved February 16, 2022 from <https://wisqars-viz.cdc.gov:8006/>

<sup>xlvi</sup> Rosinky, K., & Willimas, S.C. (2021). Child Welfare Financing in SFY 2018: A survey of federal, state, and local expenditures. Appendix A: SFY 2018 total federal, state, and local expenditures by state. Retrieved February 16, 2022 from [https://www.childtrends.org/wp-content/uploads/2021/03/ChildWelfareFinancingReport\\_ChildTrends\\_March2021.pdf](https://www.childtrends.org/wp-content/uploads/2021/03/ChildWelfareFinancingReport_ChildTrends_March2021.pdf)

<sup>xlvii</sup> Rosinky, K., & Willimas, S.C. (2021). Child Welfare Financing in SFY 2018: A survey of federal, state, and local expenditures. Appendix B: SFY 2018 federal expenditures by source, by state. Retrieved February 16, 2022 from [https://www.childtrends.org/wp-content/uploads/2021/03/ChildWelfareFinancingReport\\_ChildTrends\\_March2021.pdf](https://www.childtrends.org/wp-content/uploads/2021/03/ChildWelfareFinancingReport_ChildTrends_March2021.pdf)

<sup>xlviii</sup> Rosinky, K., & Willimas, S.C. (2021). Child Welfare Financing in SFY 2018: A survey of federal, state, and local expenditures. Appendix C: SFY 2018 Title IV-E expenditures, by state, Table D1, Table D2. Retrieved February 16, 2022 from [https://www.childtrends.org/wp-content/uploads/2021/03/ChildWelfareFinancingReport\\_ChildTrends\\_March2021.pdf](https://www.childtrends.org/wp-content/uploads/2021/03/ChildWelfareFinancingReport_ChildTrends_March2021.pdf)

<sup>xlviii</sup> U.S. Department of Health and Human Services, Administration for Children and Families, Office of Community Services. (2022). SSBG Annual Report FY 2020, Appendix A: State Profile Pages, Fiscal Year 2020 SSBG State Profile. Retrieved February 16, 2022 from <https://www.acf.hhs.gov/ocs/report/ssbg-annual-report-fy-2020>

