

# Puerto Rico's Children

## Child Maltreatment

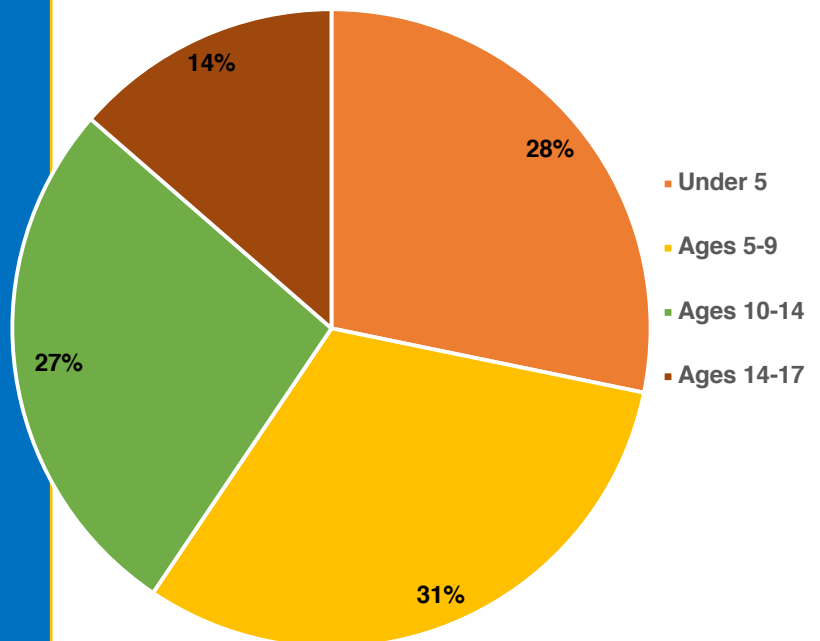
In 2018, Puerto Rico had **19,146** total referrals for child abuse and neglect. Of those, **8,450** were referred for investigation.<sup>i</sup>

There were **4,381** child victims of abuse or neglect in Puerto Rico in 2018, at a rate of **7.4** children per 1,000. This translates to an **43%** decrease since 2013.<sup>ii</sup>

Of the **4,381** children, no number was reported for first time victims.<sup>iii</sup>

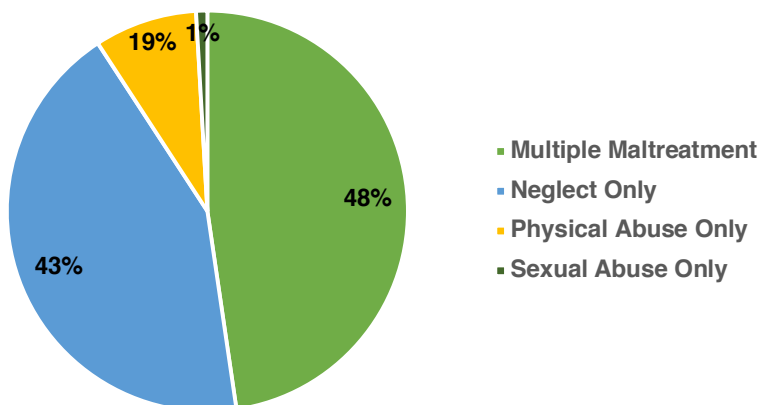
The largest age group of victims was children between ages 5 and 9, representing **1,360** of the **4,381** cases.<sup>iv</sup>

## Child Victims by Age, 2018



v

## Types of Maltreatment Victims, 2018



- **73%** of child maltreatment perpetrators in 2017 were parents of the child. **27%** were non-parents or had an unknown relationship.<sup>vi</sup>

- **76%** of Puerto Rico's child victims in 2017 were female while **24%** were male.<sup>vii</sup>

viii

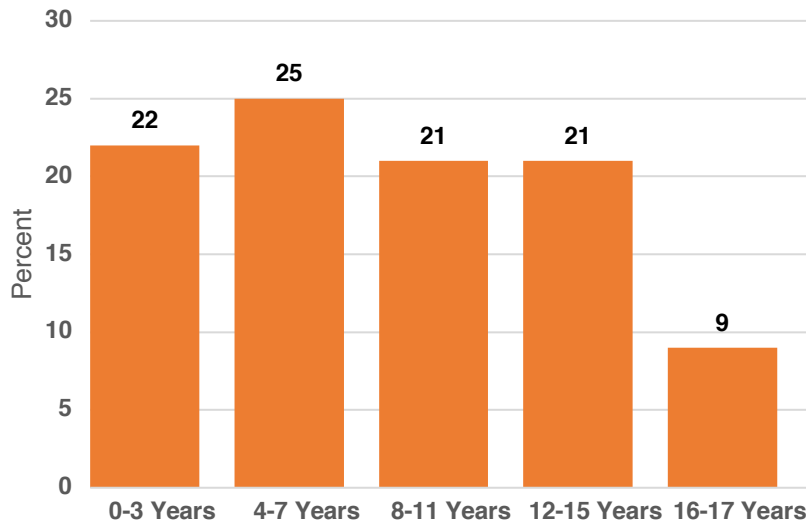
## Plans of Safe Care

- In 2018, Puerto Rico report 13 infants who were screened-in with prenatal substance abuse exposure.<sup>ix</sup>
- Puerto Rico reported 13 plans of safe care for screened-in infants.<sup>x</sup>



# Puerto Rico's Children

## Age Distribution of Maltreatment Victims, 2017



• Child fatalities decreased in 2018 from **6** in 2017 to **3** in 2018.<sup>xi</sup>

• Puerto Rico reported **1** total child victim of sex trafficking with **no** females reported and **1** male.<sup>xii</sup>

• **3,891** victims received postresponse services while **4,465** non-victims received postresponse services as well.<sup>xiii</sup>

xiv

## Foster Care and Adoptions

- **2,354** total children were served by the foster care system in FY 2018.
- **2,231** were in care on the day of September 30<sup>th</sup>, 2018.
- **752** children entered care during the 2018 FY while **123** exited during the same year.
- **39** of Puerto Rico's children were adopted while **279** were waiting to be adopted.<sup>xv</sup>

There was a **50%** decrease in the number of children in care between 2017 and 2018. Adoptions from the system also increased from **0** to **39** in 2017.<sup>xvi</sup>

**6.4%**  
Decrease since  
2016 in children  
aging out of  
foster care

**29** children in Puerto Rico aged out and exited foster care in 2017. This is a decrease from **31** in 2016 and represents an **6.4%** decrease.<sup>xvii</sup>

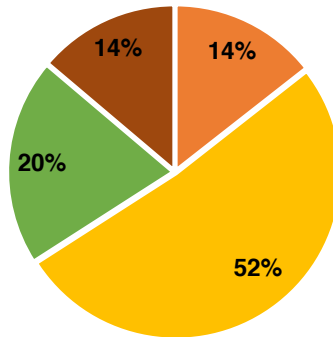
- The average length of stay in Puerto Rico for children waiting to be adopted from foster care in **71.2** months.<sup>xviii</sup>
- The average age of children waiting to be adopted in 2017 was **8.9** years old.<sup>xix</sup>



# Puerto Rico's Children

## Where are Children in Foster Care Staying?

- With a Relative Foster Parent
- With a Non-Relative Foster Parent
- In a Group Home
- Unaccounted for/Runaway

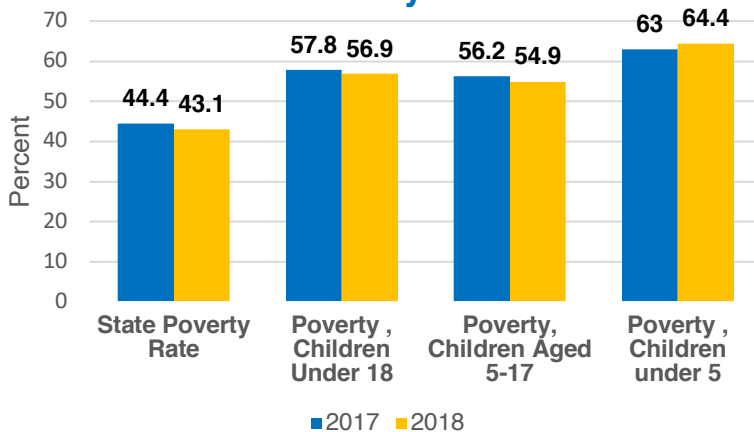


- Data from 2017 shows that **2,400** children in foster care within Puerto Rico were living with non-relatives while **672** stayed with a relative.
- 944** children were staying in group homes while **64** children were classified as runaways.<sup>xx</sup>
- There was no number reported** of households in Puerto Rico in 2017 that had a grandparent living with a grandchild.<sup>xxi</sup>
- The average length of time a child in care spent living with their current relative foster family was **52.7 months**.<sup>xxii</sup>

## Child Poverty

Puerto Rico had **339,000** children in 2017 who lived with parents who lacked secure employment, representing **56%** of all children.<sup>xxiii</sup>

### Child Poverty Over Time



**29%** of Puerto Rico's children lived in households with a high housing cost burden.<sup>xxiv</sup>

The average number of individuals receiving TANF fell from **20,293** in 2017 to **16,437** in 2018. This represents a **19.0%** decrease.<sup>xxv</sup>

The state spent **\$124,798,482** on WIC in 2019, serving **106,222** people. This represents a **5.7%** decrease in total participants and a

**44.7%** of households receiving SNAP benefits in Puerto Rico in 2017 had children.<sup>xxvi</sup>

**54%** of children in Puerto Rico lived in families that received public assistance in 2018.<sup>xxvii</sup>



# Puerto Rico's Children

## Health

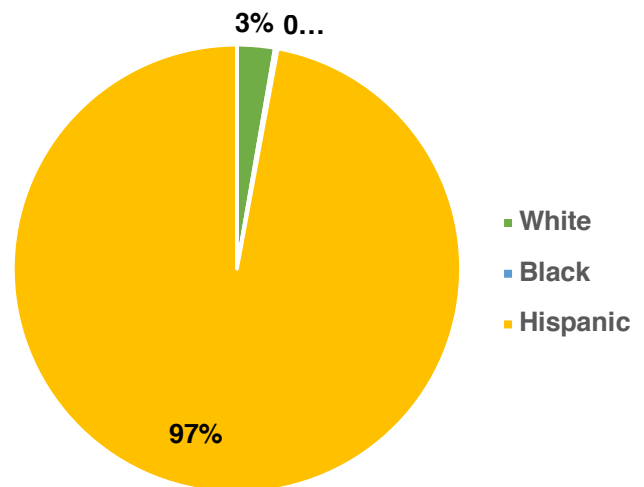
Puerto Rico had **2,556** low birth-weight babies born in 2017 which is constituted as babies weighing less than 5.5 pounds. This translates to **10.5%** of infants born in Puerto Rico in 2017.<sup>xxviii</sup>

Puerto Rico had a total of **2,549** preterm births in 2017, meaning less than 37 completed weeks of gestation. **14.3%** of all white babies were born premature while **11.84%** of Hispanic babies arrived prematurely in 2018. The total premature birth rate was **11.9%**.<sup>xxix</sup>

There were **2,650** births to mothers aged 15-19 in Puerto Rico in 2017, representing a rate of **12** in every 1,000 teen girls.<sup>xxx</sup>

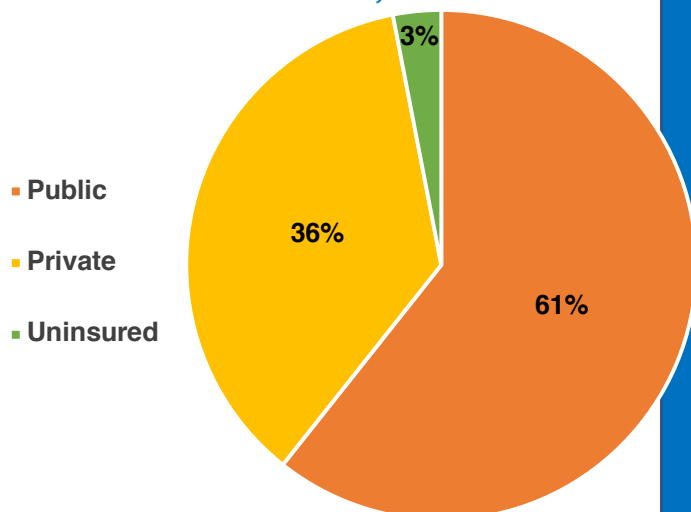
**163** infants under 1 died in Puerto Rico in 2017, representing an infant mortality rate of **6.7** per 1,000.<sup>xxxi</sup>

Percentage of All Preterm Births by Race or Ethnicity, 2018



xxxii

Public Health Insurance Coverage for Children, 2018



- **3.0%** of Puerto Rico's children had no health insurance in 2018. This represents **19,000** children. Puerto Rico is a Medicaid expansion state.<sup>xxxiii</sup>

- **378,000** children in Puerto Rico were enrolled in Medicaid or CHIP in 2018. This represents **6.8%** decrease from 2017.<sup>xxxiv</sup>

- **18,000** children in Puerto Rico had both public and private coverage in 2018. This represents an **5.2%** decrease from 2017.<sup>xxxv</sup>



# Puerto Rico's Children

12%

Of Puerto Rico's youth between ages 16-19 were not in school and not working

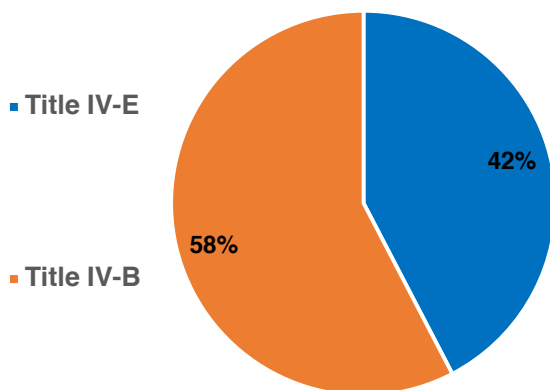
## Teens & Youth

- **23,000** (12%) of Puerto Rico's youth (16-19 years old) were both not in school and not working in 2017.<sup>xxxvi</sup>
- In 2017, **17.1%** of children in Puerto Rico grades 9<sup>th</sup> - 12<sup>th</sup> seriously considered suicide.<sup>xxxvii</sup>
- **72** children died between the ages of 15 and 19 either by accident, homicide or suicide in Puerto Rico in 2017.<sup>xxxviii</sup>

## Child Welfare Services Funding

- Puerto Rico spent **\$22,150,340** on child welfare services in 2016. Child welfare services are all of the direct and administrative services that state agencies provide to children and families.
- **\$14,919,711** were allocated from the federal government and **\$7,230,629** came from state and local funds.<sup>xxxix</sup>

### Federal Funding Sources



- The breakdown of the **\$14,919,711** in federal funding received in Puerto Rico in 2016:<sup>xl</sup>

- **\$3,740,865** as part of the Title IV-E Foster Care Program.
- **\$1,031,280** as part of the Title IV-E Adoption Assistance Program<sup>xli</sup>
- Puerto Rico's sum of expenditures for Social Service Block Grants in 2017 was **\$15,342,629**<sup>xlii</sup>

# Puerto Rico's Children

<sup>i</sup> U.S. Department of Health & Human Services, Administration for Children and Families, Administration on Children, Youth and Families, Children's Bureau. (2020). Child Maltreatment 2018. Report from the States to the National Child Abuse and Neglect Data System: Table 2-1: Screened-In and Screened-Out Referrals, 2018. Retrieved January 21, 2020 from <https://www.acf.hhs.gov/sites/default/files/cb/cm2018.pdf>

<sup>ii</sup> U.S. Department of Health & Human Services, Administration for Children and Families, Administration on Children, Youth and Families, Children's Bureau. (2020). Child Maltreatment 2018. Report from the States to the National Child Abuse and Neglect Data System: Table 3-3: Child Victims, 2014-2018. Retrieved January 21, 2020 from <https://www.acf.hhs.gov/sites/default/files/cb/cm2018.pdf>

<sup>iii</sup> U.S. Department of Health & Human Services, Administration for Children and Families, Administration on Children, Youth and Families, Children's Bureau. (2020). Child Maltreatment 2018. Report from the States to the National Child Abuse and Neglect Data System: Table 3-4: First-Time Victims, 2014-2018. Retrieved January 21, 2020 from <https://www.acf.hhs.gov/sites/default/files/cb/cm2018.pdf>

<sup>iv</sup> U.S. Department of Health & Human Services, Administration for Children and Families, Administration on Children, Youth and Families, Children's Bureau. (2020). Child Maltreatment 2018. Report from the States to the National Child Abuse and Neglect Data System: Table 3-5 Victims by Age, 2018. Retrieved January 21, 2020 from <https://www.acf.hhs.gov/sites/default/files/cb/cm2018.pdf>

<sup>v</sup> U.S. Department of Health & Human Services, Administration for Children and Families, Administration on Children, Youth and Families, Children's Bureau. (2020). Child Maltreatment 2018. Report from the States to the National Child Abuse and Neglect Data System: Table 3-7 Victims by Race or Ethnicity, 2018. Retrieved January 21, 2020 from <https://www.acf.hhs.gov/sites/default/files/cb/cm2018.pdf>

<sup>vi</sup> Child Trends, (2019). State-level data for understanding child welfare in the United States, Child Maltreatment, Child Maltreatment Perpetrators, 2017. Retrieved January 27, 2020 from <https://www.childtrends.org/publications/state-level-data-for-understanding-child-welfare-in-the-united-states>

<sup>vii</sup> Child Trends, (2019). State-level data for understanding child welfare in the United States, Child Maltreatment, Gender of maltreatment victims, 2017. Retrieved January 27, 2020 from <https://www.childtrends.org/publications/state-level-data-for-understanding-child-welfare-in-the-united-states>

<sup>viii</sup> U.S. Department of Health & Human Services, Administration for Children and Families, Administration on Children, Youth and Families, Children's Bureau. (2020). Child Maltreatment 2018. Report from the States to the National Child Abuse and Neglect Data System: Table 3-8 Maltreatment Types of Victims, 2018. Retrieved January 21, 2020 from <https://www.acf.hhs.gov/sites/default/files/cb/cm2018.pdf>

<sup>ix</sup> U.S. Department of Health & Human Services, Administration for Children and Families, Administration on Children, Youth and Families, Children's Bureau. (2020). Child Maltreatment 2018. Report from the States to the National Child Abuse and Neglect Data System: Table 7-5 Infants with Prenatal Substance Exposure by Submission Type, 2018. Retrieved January 21, 2020 from <https://www.acf.hhs.gov/sites/default/files/cb/cm2018.pdf>

<sup>x</sup> U.S. Department of Health & Human Services, Administration for Children and Families, Administration on Children, Youth and Families, Children's Bureau. (2020). Child Maltreatment 2018. Report from the States to the National Child Abuse and Neglect Data System: Table 7-8 Screened-in Infants with Prenatal Substance Exposure Who Have a Plan of Safe Care, 2018. Retrieved January 21, 2020 from <https://www.acf.hhs.gov/sites/default/files/cb/cm2018.pdf>



# Puerto Rico's Children

<sup>xi</sup> U.S. Department of Health & Human Services, Administration for Children and Families, Administration on Children, Youth and Families, Children's Bureau. (2020). Child Maltreatment 2018. Report from the States to the National Child Abuse and Neglect Data System: Table 4-8 Child Fatalities, 2014-2018. Retrieved January 21, 2020 from <https://www.acf.hhs.gov/sites/default/files/cb/cm2018.pdf>

<sup>xii</sup> U.S. Department of Health & Human Services, Administration for Children and Families, Administration on Children, Youth and Families, Children's Bureau. (2020). Child Maltreatment 2018. Report from the States to the National Child Abuse and Neglect Data System: Victims of Sex Trafficking by Sex, 2018. Retrieved January 21, 2020 from <https://www.acf.hhs.gov/sites/default/files/cb/cm2018.pdf>

<sup>xiii</sup> U.S. Department of Health & Human Services, Administration for Children and Families, Administration on Children, Youth and Families, Children's Bureau. (2020). Child Maltreatment 2018. Report from the States to the National Child Abuse and Neglect Data System: Table 6-2 Children Who Received Post Response Services, 2018. Retrieved January 21, 2020 from <https://www.acf.hhs.gov/sites/default/files/cb/cm2018.pdf>

<sup>xiv</sup> Child Trends, (2019). State-level data for understanding child welfare in the United States, Child Maltreatment, Age Distribution of Maltreatment Victims, 2017. Retrieved January 27, 2020 from <https://www.childtrends.org/publications/state-level-data-for-understanding-child-welfare-in-the-united-states>

<sup>xv</sup> U.S. Department of Health and Human Services, Administration for Children and Families, Administration on Children, Youth and Families, Children's Bureau. (2018 Adoption and Foster Care Analysis and Reporting System (AFCARS), FY 2009 – FY 2018. Retrieved January 21, 2020 from <https://www.acf.hhs.gov/cb>.

<sup>xvi</sup> Based on Calculations from the CWLA

<sup>xvii</sup> Annie E. Casey Foundation, Kids Count Data Center. (2019). Children exiting foster care by exit reason. Retrieved January 21, 2020 from <https://datacenter.kidscount.org/data/tables/6277-children-exiting-foster-care-by-exit-reason?loc=1&loc2=2#detailed/2/2-53/false/871/2632/13050>.

<sup>xviii</sup> Child Trends, (2019). State-level data for understanding child welfare in the United States, Adoption from Foster Care, 2017. Retrieved January 24, 2020 from <https://www.childtrends.org/publications/state-level-data-for-understanding-child-welfare-in-the-united-states>

<sup>xix</sup> Ibid.

<sup>xx</sup> Annie E. Casey Foundation, Kids Count Data Center. (2019). Adoption and Foster Care Analysis and Reporting System, Child Trends, National Data Archive on Child Abuse and Neglect: Children in Foster Care by Placement Type, 2017, Retrieved January 21, 2020 from <https://datacenter.kidscount.org/data/tables/6247-children-in-foster-care-by-placement-type#detailed/2/2-53/true/871/2622.2621.2623.2625/12994>.

<sup>xxi</sup> Ibid.

<sup>xxii</sup> Child Trends, (2019). State-level data for understanding child welfare in the United States, Kinship Caregiving, 2017. Retrieved January 24, 2020 from <https://www.childtrends.org/publications/state-level-data-for-understanding-child-welfare-in-the-united-states>

<sup>xxiii</sup> Annie E. Casey Foundation, Kids Count Data Book. (2019). State Trends in Child Well-Being: Appendix B, Economic Well-Being Indicators, 2019. Retrieved January 21, 2020 from [https://www.aecf.org/resources/2019-kids-count-data-book/?gclid=EAIaIQobChMI2aLdwNCV5wIVgZ6zCh1eWQI9EAAYASAAEgJ2EfD\\_BwE](https://www.aecf.org/resources/2019-kids-count-data-book/?gclid=EAIaIQobChMI2aLdwNCV5wIVgZ6zCh1eWQI9EAAYASAAEgJ2EfD_BwE)





# Puerto Rico's Children

xxiv Ibid.

xxv U.S. Department of Health and Human Services, Administration for Children and Families, Office of Family Assistance. (2019). Data & Reports: TANF Caseload Data 2019: Table: Total Number of Recipients. Retrieved January 23, 2020 [https://www.acf.hhs.gov/sites/default/files/ofa/2019\\_15months\\_tanf\\_totalrecip\\_07192019\\_508.pdf](https://www.acf.hhs.gov/sites/default/files/ofa/2019_15months_tanf_totalrecip_07192019_508.pdf)

xxvi Instituto Desarrollo Juventud. (2017) Households with Children under 18 years Receiving Food Stamps. Retrieved February 11, 2020 from <http://juventudpr.org/en/state-statistics/?i=141>

xxvii Annie E. Casey Foundation, Kids Count Data Center. (2019). Children in families that received public assistance in Puerto Rico. Retrieved February 11, 2020 from <https://datacenter.kidscount.org/data/tables/8857-children-in-families-that-receive-public-assistance?loc=53&loct=4#detailed/4/any/false/37,871,870,573,869,36,133,35,16/any/17739,17740>

xxviii Annie E. Casey Foundation, Kids Count Data Book. (2019). State Trends in Child Well-Being: Appendix B, Health Indicators, Low Birth-Weight Babies: 2017, 2019. Retrieved January 23, 2020 from [https://www.aecf.org/resources/2019-kids-count-data-book/?gclid=EAIaIQobChMI2aLdwNCV5wIVgZ6zChIeWQI9EAAYASAAEgJ2EfD\\_BwE](https://www.aecf.org/resources/2019-kids-count-data-book/?gclid=EAIaIQobChMI2aLdwNCV5wIVgZ6zChIeWQI9EAAYASAAEgJ2EfD_BwE)

xxix Martin J., Hamilton B., Osterman M., and Driscoll A. (2019). Centers for Disease Control and Prevention, National Center for Health Statistics, National Vital Statistics Reports, Births: Final Data for 2018: Table 1-19. Preterm births, by race and Hispanic origin of mother: United States, each state and territory, 2018, 2019. Retrieved January 23, 2020 from <https://www.cdc.gov/nchs/products/nvsr.htm>

xxx Annie E. Casey Foundation, Kids Count Data Center. (2019). Teen Birth by age group in the United States. Retrieved January 27, 2020 from <https://datacenter.kidscount.org/data/tables/8125-teen-births-by-age-group?loc=1&loct=2#detailed/2/2-53/false/871,870/2829,6,8,7,251/15589,15590>

xxxi Annie E. Casey Foundation, Kids Count Data Center. (2019). Infant Mortality in the United States. Retrieved January 27, 2020 from <https://datacenter.kidscount.org/data/tables/6051-infant-mortality?loc=1&loct=2#detailed/2/2-53/false/871,870,573,869,36,868,867,133,38,35/any/12718,12719>

xxxii Martin J., Hamilton B., Osterman M., and Driscoll A. (2019). Centers for Disease Control and Prevention, National Center for Health Statistics, National Vital Statistics Reports, Births: Final Data for 2018: Table 1-19. Preterm births, by race and Hispanic origin of mother: United States, each state and territory, 2018. Retrieved January 23, 2020 from <https://www.cdc.gov/nchs/products/nvsr.htm>

xxxiii Annie E. Casey Foundation, Kids Count Data Center. (2019) Children without health insurance by age group in the United States. Retrieved February 11, 2020 from <https://datacenter.kidscount.org/data/tables/10184-children-without-health-insurance-by-age-group?loc=1&loct=2#detailed/2/2-53/false/37,871/17,20,21/19708,19709>

xxxiv Ibid.

xxxv Ibid.

xxxvi Annie E. Casey Foundation, Kids Count Data Book. (2019). State Trends in Child Well-Being: Appendix B, Economic Well-Being Indicators, 2019. Retrieved January 21, 2020 from [https://www.aecf.org/resources/2019-kids-count-data-book/?gclid=EAIaIQobChMI2aLdwNCV5wIVgZ6zChIeWQI9EAAYASAAEgJ2EfD\\_BwE](https://www.aecf.org/resources/2019-kids-count-data-book/?gclid=EAIaIQobChMI2aLdwNCV5wIVgZ6zChIeWQI9EAAYASAAEgJ2EfD_BwE)

xxxvii Instituto Desarrollo Juventud. (2017) Students between 9<sup>th</sup> and 12<sup>th</sup> grade that had seriously considered attempting suicide during the 12 months before the survey. Retrieved February 11, 2020 from <http://juventudpr.org/en/state-statistics/?i=134>





# Puerto Rico's Children

xxxviii Annie E. Casey Foundation, Kids Count Data Book. (2019). Teen deaths by accident homicide, and suicide in Puerto Rico. Retrieved February 11, 2020 from <https://datacenter.kidscount.org/data/tables/24-teen-deaths-by-accident-homicide-and-suicide?loc=53&loct=4#detailed/4/53-54/false/871,870,573,869,36,867,133,38,35,18/any/290,291>

xxxix Rosinky, K., & Willimas, S.C. (2018). Child Welfare Financing in SFY 2016: A survey of federal, state, and local expenditures. Appendix A: SFY 2016 total federal, state, and local expenditures by state. Retrieved January 27, 2020 from [https://www.childtrends.org/wp-content/uploads/2018/12/CWFSReportSFY2016\\_ChildTrends\\_December2018.pdf](https://www.childtrends.org/wp-content/uploads/2018/12/CWFSReportSFY2016_ChildTrends_December2018.pdf)

xl Rosinky, K., & Willimas, S.C. (2018). Child Welfare Financing in SFY 2016: A survey of federal, state, and local expenditures. Appendix C: SFY 2016 federal expenditures by source, by state. Retrieved January 27, 2020 from [https://www.childtrends.org/wp-content/uploads/2018/12/CWFSReportSFY2016\\_ChildTrends\\_December2018.pdf](https://www.childtrends.org/wp-content/uploads/2018/12/CWFSReportSFY2016_ChildTrends_December2018.pdf)

xli Rosinky, K., & Willimas, S.C. (2018). Child Welfare Financing in SFY 2016: A survey of federal, state, and local expenditures. Appendix D: SFY 2016 Title IV-E expenditures, by state, Table D1, Table D2. Retrieved January 27, 2020 from [https://www.childtrends.org/wp-content/uploads/2018/12/CWFSReportSFY2016\\_ChildTrends\\_December2018.pdf](https://www.childtrends.org/wp-content/uploads/2018/12/CWFSReportSFY2016_ChildTrends_December2018.pdf)

xlii U.S. Department of Health and Human Services, Administration for Children and Families, Office of Community Services. (2019). SSBG Annual Report FY 2017, Appendix A: State Profile Pages, Fiscal Year 2017 SSBG State Profile. Retrieved January 27, 2020 from [https://www.acf.hhs.gov/sites/default/files/ocs/rpt\\_ssbg\\_annual\\_report\\_fy2017.pdf](https://www.acf.hhs.gov/sites/default/files/ocs/rpt_ssbg_annual_report_fy2017.pdf)

