

# Louisiana's Children 2020

## Child Maltreatment

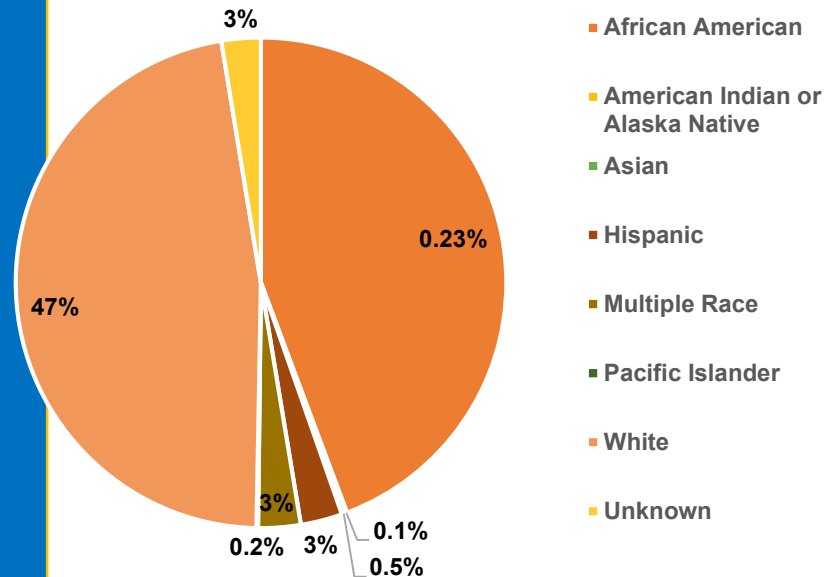
In 2018, Louisiana had **45,134** total referrals for child abuse and neglect. Of those, **18,653** were referred for investigation.<sup>i</sup>

There were **9,380** child victims of abuse or neglect in Louisiana in 2018, at a rate of **8.6** children per 1,000. This translates to a **22.2%** decrease since 2014.<sup>ii</sup>

Of the **9,380** children, **7,155** were first time victims.<sup>iii</sup>

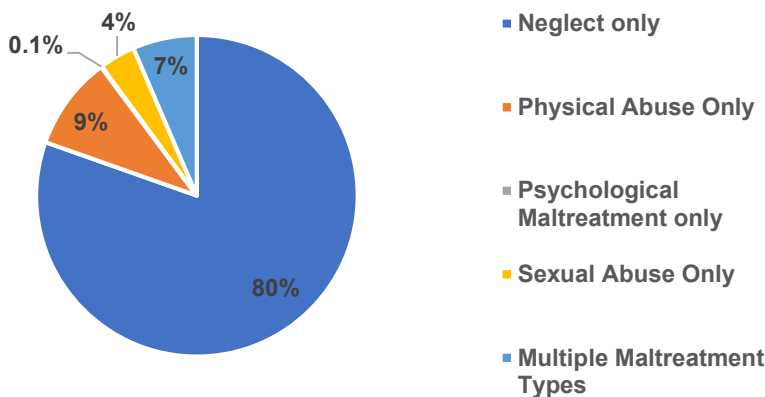
The largest age group of victims was children under one, representing **2,416** of the **9,380 cases**.<sup>iv</sup>

## Child Victims by Race or Ethnicity, 2018



v

## Types of Maltreatment Victims, 2018



• **86%** of child maltreatment perpetrators in 2017 were parents of the child. **14%** were non-parents or had an unknown relationship.<sup>vi</sup>

• **51%** of Louisiana's child victims in 2017 were female while **49%** were male.<sup>vii</sup>

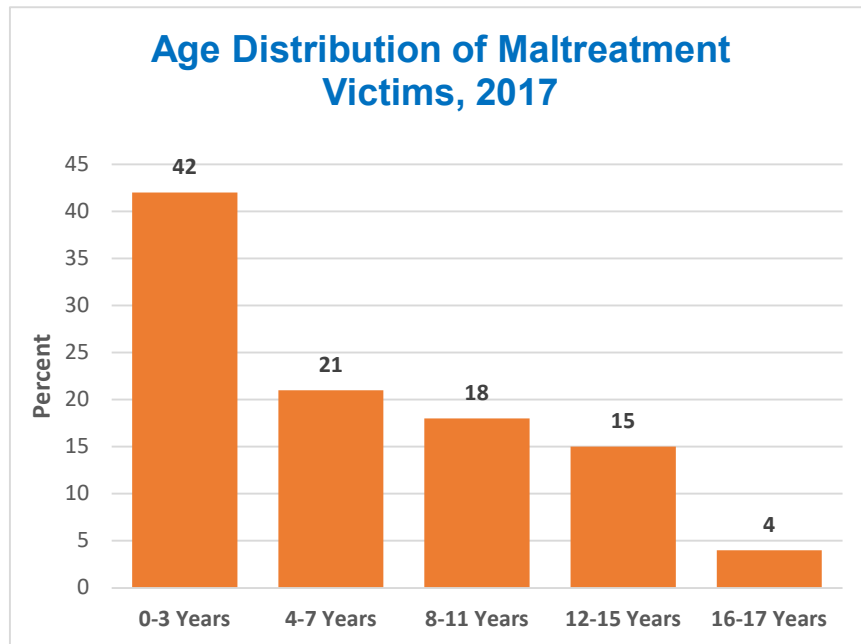
viii

## Plans of Safe Care

- In 2018, Louisiana reported **1,582** infants, **1,536** of whom were screened-in, with prenatal substance exposure.<sup>ix</sup>
- Louisiana reported plans of safe care for **46** of the screened-in infants.<sup>x</sup>



# Louisiana's Children 2020



xiv

- Child fatalities remained the same from **25** in 2017 to **25** in 2018.<sup>xi</sup>

- Louisiana reported **1** total child victim of sex trafficking with **1** female victim.<sup>xii</sup>

- **5,345** victims received postresponse services while **1,243** non-victims received postresponse services as well.<sup>xiii</sup>

## Foster Care and Adoptions

- **8,020** total children were served by the foster care system in FY 2018.
- **4,562** were in care on the day of September 30<sup>th</sup>, 2018.
- **3,654** children entered care during the 2018 FY while **3,458** exited during the same year.
- **905** of Louisiana's children were adopted while **1,395** were waiting to be adopted.<sup>xv</sup>

There was a **2.2%** increase in the number of children in care between 2017 and 2018. Adoptions from the system also increased **18.1%** from 2017.<sup>xvi</sup>

**23.4%**  
Increase since  
2016 in children  
aging out of  
foster care

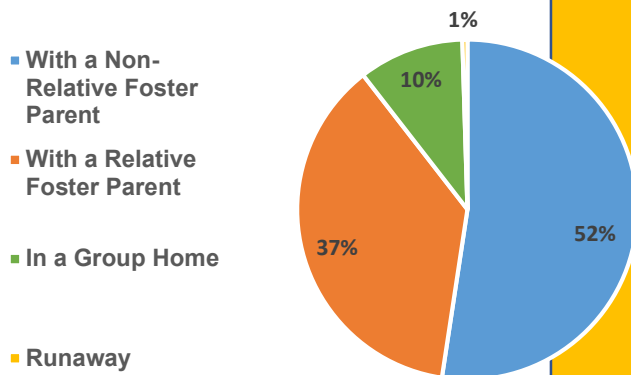
**179** children in Louisiana aged out and exited foster care in 2017. This is an increase from **145** in 2016 and represents a **23.4%** increase.<sup>xvii</sup>

- Children in foster care in 2017 spent an average of **16.2** months in care.<sup>xviii</sup>
- The average length of stay in Louisiana for children waiting to be adopted from foster care in **31.1** months.<sup>xix</sup>
- The average age of children waiting to be adopted in 2017 was **7.5** years old.<sup>xx</sup>
- The average age of adopted children was **5.5** years old.<sup>xxi</sup>



# Louisiana's Children 2020

## Where are Children in Foster Care Staying?



- Data from 2017 shows that **2,193** children in foster care within Louisiana were living with non-relatives while **1,553** stayed with a relative.

- 419** children were staying in group homes while **20** children were classified as runaways.<sup>xxii</sup>

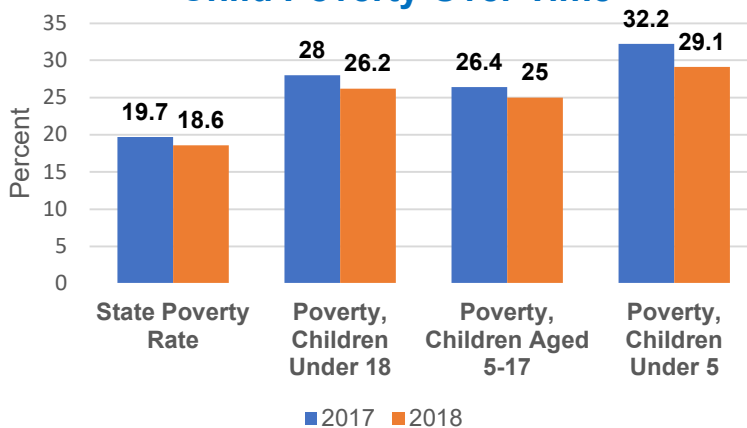
- 5%** of households in Louisiana in 2017 had a grandparent living with a grandchild.<sup>xxiii</sup>

- The average length of time a child in care spent living with their current relative foster family was **10.5** months.<sup>xxiv</sup>

## Child Poverty

Louisiana had **371,000** children in 2017 who lived with parents who lacked secure employment, representing **33%** of all children.<sup>xxv</sup>

### Child Poverty Over Time



**30%** of Louisiana's children lived in households with a high housing cost burden.<sup>xxvi</sup>

The average number of individuals receiving TANF rose from **13,452** in 2017 to **14,153** in 2018. This represents a **5.2% increase**.<sup>xxvii</sup>

The state spent **\$58,442,158** on WIC in 2019, serving **103,170** people. This represents an **8.2%** decrease in total participants and a **7.4%** decrease in spending.<sup>xxviii</sup>

**773,850** people in Louisiana were food insecure in 2017, including **255,640 children** who struggled with hunger.<sup>xxix</sup>

**44.6%** of households in Louisiana with children received SNAP benefits in 2017.<sup>xxx</sup>



# Louisiana's Children 2020

## Health

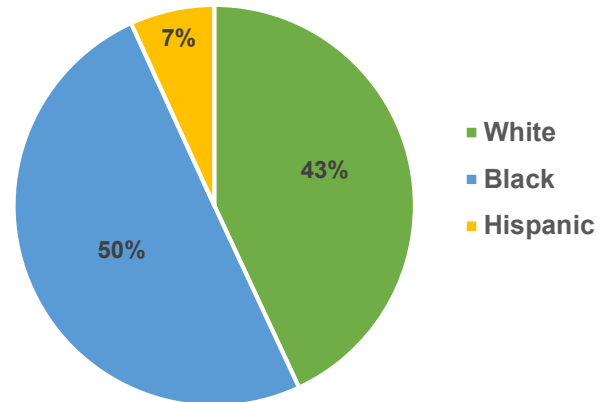
Louisiana had **6,519** low birth-weight babies born in 2017 which is constituted as babies weighing less than 5.5 pounds. This translates to **10.7%** of infants born in Louisiana in 2017.<sup>xxxix</sup>

Louisiana had a total of **7,743** preterm births in 2018, meaning less than 37 completed weeks of gestation. **10.5%** of all white babies were born premature while **16.9%** of black babies arrived prematurely in 2018. The total premature birth rate was **12.9%**.<sup>xxxix</sup>

There were **4,269** births to mothers aged 15-19 in Louisiana in 2017, representing a rate of **29** in every 1,000 teen girls.<sup>xxxix</sup>

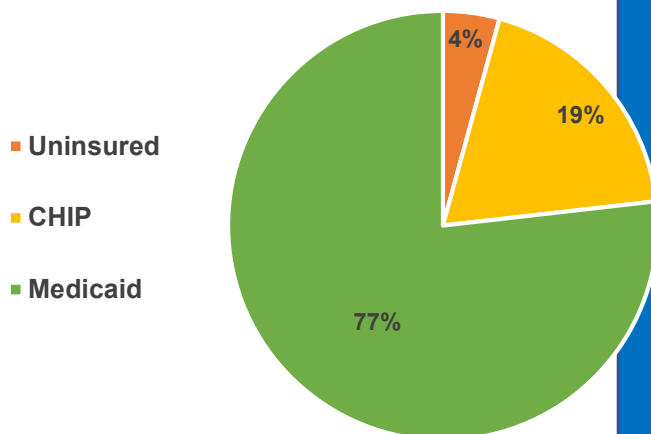
**431** infants under 1 died in Louisiana in 2017, representing an infant mortality rate of **7.1** per 1,000.<sup>xxxix</sup>

**Percentage of All Preterm Births by Race or Ethnicity, 2018**



xxxv

## Public Health Insurance Coverage for Children, 2018



- **3.4%** of Louisiana's children had no health insurance in 2018. This represents **39,000** children. Louisiana is a Medicaid expansion state.<sup>xxxvii</sup>
- **701,926** children in Louisiana were enrolled in Medicaid in 2018. This represents a **0.9%** decrease from 2017.<sup>xxxviii</sup>
- **172,934** children in Louisiana were in the state Chip Health Insurance Program (CHIP) in 2018. This represents an **9.2%** increase from 2017.<sup>xxxviii</sup>



# Louisiana's Children 2020

8.3%

decrease since  
2015 of children  
living in juvenile  
correction  
facilities

## Juvenile Justice System

- There were **16,533** total arrests for children under 18 in Louisiana in 2018.
- **2,076** of these arrests were for Disorderly Conduct.
- **3,683** arrests were made for Property Crimes.
- **1,496** were arrested under the charge of Drug Abuse Violations.<sup>xxxix</sup>
- **762** children lived in juvenile correction facilities in Louisiana in 2018. This is a decrease from **831** kids in 2015, representing an **8.3%** decrease.<sup>xi</sup>

## Teens & Youth

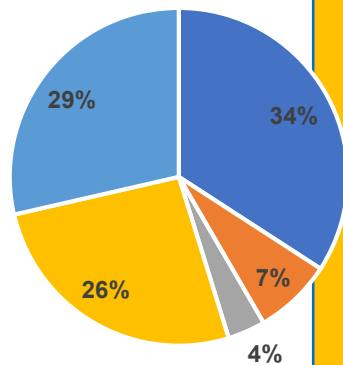
- **18,000** (7%) of Louisiana's youth were both not in school and not working in 2017.<sup>xii</sup>
- In 2017, there were **0** reports of children in Louisiana aged 10-14 committing suicide, and **41** reports of suicide among children aged 15-19.<sup>xlii</sup>
- **121** children under age 19 were killed by a firearm in Louisiana in 2017.<sup>xliii</sup>

## Child Welfare Services Funding

- Louisiana spent **\$206,171,492** on child welfare services in 2016. Child welfare services are all of the direct and administrative services that state agencies provide to children and families.
- **\$160,326,922** were allocated from the federal government and **\$45,844,570** came from state and local funds.<sup>xliv</sup>

### Federal Funding Sources

- Title IV-E
- Title IV-B
- Other
- Social Services Block Grant
- TANF



- The breakdown of the **\$160,326,922** in federal funding received in Louisiana in 2016: <sup>xlv</sup>
- **\$34,745,460** as part of the Title IV-E Foster Care Program
- **\$17,259,604** as part of the Title IV-E Adoption Assistance Program <sup>xlvi</sup>.
- Louisiana's sum of expenditures for Social Service Block Grants in 2017 was **\$22,684,116**. <sup>xlvii</sup>



# Louisiana's Children 2020

<sup>i</sup> U.S. Department of Health & Human Services, Administration for Children and Families, Administration on Children, Youth and Families, Children's Bureau. (2020). Child Maltreatment 2018. Report from the States to the National Child Abuse and Neglect Data System: Table 2-1: Screened-In and Screened-Out Referrals, 2018. Retrieved February 3, 2020 from <https://www.acf.hhs.gov/sites/default/files/cb/cm2018.pdf>

<sup>ii</sup> U.S. Department of Health & Human Services, Administration for Children and Families, Administration on Children, Youth and Families, Children's Bureau. (2020). Child Maltreatment 2018. Report from the States to the National Child Abuse and Neglect Data System: Table 3-3: Child Victims, 2014-2018. Retrieved February 3, 2020 from <https://www.acf.hhs.gov/sites/default/files/cb/cm2018.pdf>

<sup>iii</sup> U.S. Department of Health & Human Services, Administration for Children and Families, Administration on Children, Youth and Families, Children's Bureau. (2020). Child Maltreatment 2018. Report from the States to the National Child Abuse and Neglect Data System: Table 3-4: First-Time Victims, 2014-2018. Retrieved February 3, 2020 from <https://www.acf.hhs.gov/sites/default/files/cb/cm2018.pdf>

<sup>iv</sup> U.S. Department of Health & Human Services, Administration for Children and Families, Administration on Children, Youth and Families, Children's Bureau. (2020). Child Maltreatment 2018. Report from the States to the National Child Abuse and Neglect Data System: Table 3-5 Victims by Age, 2018. Retrieved February 3, 2020 from <https://www.acf.hhs.gov/sites/default/files/cb/cm2018.pdf>

<sup>v</sup> U.S. Department of Health & Human Services, Administration for Children and Families, Administration on Children, Youth and Families, Children's Bureau. (2020). Child Maltreatment 2018. Report from the States to the National Child Abuse and Neglect Data System: Table 3-7 Victims by Race or Ethnicity, 2018. Retrieved February 3, 2020 from <https://www.acf.hhs.gov/sites/default/files/cb/cm2018.pdf>

<sup>vi</sup> Child Trends, (2019). State-level data for understanding child welfare in the United States, Child Maltreatment, Child Maltreatment Perpetrators, 2017. Retrieved February 3, 2020 from <https://www.childtrends.org/publications/state-level-data-for-understanding-child-welfare-in-the-united-states>

<sup>vii</sup> Child Trends, (2019). State-level data for understanding child welfare in the United States, Child Maltreatment, Gender of maltreatment victims, 2017. Retrieved February 3, 2020 from <https://www.childtrends.org/publications/state-level-data-for-understanding-child-welfare-in-the-united-states>

<sup>viii</sup> U.S. Department of Health & Human Services, Administration for Children and Families, Administration on Children, Youth and Families, Children's Bureau. (2020). Child Maltreatment 2018. Report from the States to the National Child Abuse and Neglect Data System: Table 3-8 Maltreatment Types of Victims, 2018. Retrieved February 3, 2020 from <https://www.acf.hhs.gov/sites/default/files/cb/cm2018.pdf>

<sup>ix</sup> U.S. Department of Health & Human Services, Administration for Children and Families, Administration on Children, Youth and Families, Children's Bureau. (2020). Child Maltreatment 2018. Report from the States to the National Child Abuse and Neglect Data System: Table 7-5 Infants with Prenatal Substance Exposure by Submission Type, 2018. Retrieved February 3, 2020 from <https://www.acf.hhs.gov/sites/default/files/cb/cm2018.pdf>

<sup>x</sup> U.S. Department of Health & Human Services, Administration for Children and Families, Administration on Children, Youth and Families, Children's Bureau. (2020). Child Maltreatment 2018. Report from the States to the National Child Abuse and Neglect Data System: Table 7-8 Screened-in Infants with Prenatal Substance Exposure Who Have a Plan of Safe Care, 2018. Retrieved February 3, 2020 from <https://www.acf.hhs.gov/sites/default/files/cb/cm2018.pdf>



# Louisiana's Children 2020

<sup>xi</sup> U.S. Department of Health & Human Services, Administration for Children and Families, Administration on Children, Youth and Families, Children's Bureau. (2020). Child Maltreatment 2018. Report from the States to the National Child Abuse and Neglect Data System: Table 4-2 Child Fatalities, 2014-2018. Retrieved February 4, 2020 from <https://www.acf.hhs.gov/sites/default/files/cb/cm2018.pdf>

<sup>xii</sup> U.S. Department of Health & Human Services, Administration for Children and Families, Administration on Children, Youth and Families, Children's Bureau. (2020). Child Maltreatment 2018. Report from the States to the National Child Abuse and Neglect Data System: Victims of Sex Trafficking by Sex, 2018. Retrieved February 4, 2020 from <https://www.acf.hhs.gov/sites/default/files/cb/cm2018.pdf>

<sup>xiii</sup> U.S. Department of Health & Human Services, Administration for Children and Families, Administration on Children, Youth and Families, Children's Bureau. (2020). Child Maltreatment 2018. Report from the States to the National Child Abuse and Neglect Data System: Table 6-2 Children Who Received Post Response Services, 2018. Retrieved February 4, 2020 from <https://www.acf.hhs.gov/sites/default/files/cb/cm2018.pdf>

<sup>xiv</sup> Child Trends, (2019). State-level data for understanding child welfare in the United States, Child Maltreatment, Age Distribution of Maltreatment Victims, 2017. Retrieved February 4, 2020 from <https://www.childtrends.org/publications/state-level-data-for-understanding-child-welfare-in-the-united-states>

<sup>xv</sup> U.S. Department of Health and Human Services, Administration for Children and Families, Administration on Children, Youth and Families, Children's Bureau. (2018 Adoption and Foster Care Analysis and Reporting System (AFCARS), FY 2009 – FY 2018. Retrieved February 4, 2020 from <https://www.acf.hhs.gov/cb>.

<sup>xvi</sup> Based on Calculations from the CWLA

<sup>xvii</sup> Annie E. Casey Foundation, Kids Count Data Center. (2019). Children exiting foster care by exit reason. Retrieved February 4, 2020 from <https://datacenter.kidscount.org/data/tables/6277-children-exiting-foster-care-by-exit-reason?loc=1&loct=2#detailed/2/2-53/false/871/2632/13050>.

<sup>xviii</sup> Child Trends, (2019). State-level data for understanding child welfare in the United States, Foster Care, 2017. Retrieved February 4, 2020 from <https://www.childtrends.org/publications/state-level-data-for-understanding-child-welfare-in-the-united-states>

<sup>xix</sup> Child Trends, (2019). State-level data for understanding child welfare in the United States, Adoption from Foster Care, 2017. Retrieved February 4, 2020 from <https://www.childtrends.org/publications/state-level-data-for-understanding-child-welfare-in-the-united-states>

<sup>xx</sup> Ibid.

<sup>xxi</sup> Ibid.

<sup>xxii</sup> Annie E. Casey Foundation, Kids Count Data Center. (2019). Adoption and Foster Care Analysis and Reporting System, Child Trends, National Data Archive on Child Abuse and Neglect: Children in Foster Care by Placement Type, 2017, Retrieved February 4, 2020 from <https://datacenter.kidscount.org/data/tables/6247-children-in-foster-care-by-placement-%20type#detailed/2/2-53/true/871/2622,2621,2623,2625/12994>.

<sup>xxiii</sup> Ibid.



# Louisiana's Children 2020

<sup>xxiv</sup> Child Trends, (2019). State-level data for understanding child welfare in the United States, Kinship Caregiving, 2017. Retrieved February 4, 2020 from <https://www.childtrends.org/publications/state-level-data-for-understanding-child-welfare-in-the-united-states>

<sup>xxv</sup> Annie E. Casey Foundation, Kids Count Data Book. (2019). State Trends in Child Well-Being: Appendix B, Economic Well-Being Indicators, 2019. Retrieved February 4, 2020 from [https://www.aecf.org/resources/2019-kids-count-data-book/?gclid=EAIaIQobChMI2aLdwNCV5wIVgZ6zCh1eWQI9EAAYASAAEgJ2EfD\\_BwE](https://www.aecf.org/resources/2019-kids-count-data-book/?gclid=EAIaIQobChMI2aLdwNCV5wIVgZ6zCh1eWQI9EAAYASAAEgJ2EfD_BwE)

<sup>xxvi</sup> Ibid.

<sup>xxvii</sup> U.S. Department of Health and Human Services, Administration for Children and Families, Office of Family Assistance. (2019). Data & Reports: TANF Caseload Data 2019: Table: Total Number of Recipients. Retrieved February 4, 2020 [https://www.acf.hhs.gov/sites/default/files/ofa/2019\\_15months\\_tanf\\_totalrecip\\_07192019\\_508.pdf](https://www.acf.hhs.gov/sites/default/files/ofa/2019_15months_tanf_totalrecip_07192019_508.pdf)

<sup>xxviii</sup> USDA, Food and Nutrition Service. (2019). WIC Data Tables, Annual State Level Data FY 2014-2019: Total Participation and Food Costs, FY 2019. Retrieved February 4, 2020 from <https://www.fns.usda.gov/pd/wic-program>

<sup>xxix</sup> Feeding America. (2017). Map the Meal Gap 2017. Retrieved February 3, 2020 from <https://www.feedingamerica.org/hunger-in-america/Louisiana>

<sup>xxx</sup> Ibid.

<sup>xxxi</sup> Annie E. Casey Foundation, Kids Count Data Book. (2019). State Trends in Child Well-Being: Appendix B, Health Indicators, Low Birth-Weight Babies: 2017, 2019. Retrieved February 4, 2020 from [https://www.aecf.org/resources/2019-kids-count-data-book/?gclid=EAIaIQobChMI2aLdwNCV5wIVgZ6zCh1eWQI9EAAYASAAEgJ2EfD\\_BwE](https://www.aecf.org/resources/2019-kids-count-data-book/?gclid=EAIaIQobChMI2aLdwNCV5wIVgZ6zCh1eWQI9EAAYASAAEgJ2EfD_BwE)

<sup>xxxii</sup> Martin J., Hamilton B., Osterman M., and Driscoll A. (2019). Centers for Disease Control and Prevention, National Center for Health Statistics, National Vital Statistics Reports, Births: Final Data for 2018: Table 1-19. Preterm births, by race and Hispanic origin of mother: United States, each state and territory, 2018, 2019. Retrieved February 4, 2020 from <https://www.cdc.gov/nchs/products/nvsr.htm>

<sup>xxxiii</sup> Annie E. Casey Foundation, Kids Count Data Center. (2019). Teen Birth by age group in the United States. Retrieved February 4, 2020 from <https://datacenter.kidscount.org/data/tables/8125-teen-births-by-age-group?loc=1&loct=2#detailed/2/2-53/false/871,870/2829,6,8,7,251/15589,15590>

<sup>xxxiv</sup> Annie E. Casey Foundation, Kids Count Data Center. (2019). Infant Mortality in the United States. Retrieved February 4, 2020 from <https://datacenter.kidscount.org/data/tables/6051-infant-mortality?loc=1&loct=2#detailed/2/2-53/false/871,870,573,869,36,868,867,133,38,35/any/12718,12719>

<sup>xxxv</sup> Martin J., Hamilton B., Osterman M., and Driscoll A. (2019). Centers for Disease Control and Prevention, National Center for Health Statistics, National Vital Statistics Reports, Births: Final Data for 2018: Table 1-19. Preterm births, by race and Hispanic origin of mother: United States, each state and territory, 2018. Retrieved February 4, 2020 from <https://www.cdc.gov/nchs/products/nvsr.htm>

<sup>xxxvi</sup> HIC-5. Health Insurance Coverage Status and Type of Coverage by State--Children Under 19: 2008 to 2018, Health Insurance Historical Tables, U.S. Census Bureau, 1-year American Community Surveys (ACS). Retrieved February 4, 2020 from <https://data.census.gov/cedsci/>

<sup>xxxvii</sup> Medicaid.gov, Keeping America Healthy. (2019). Home, CHIP, Reports & Evaluations, Annual Enrollment Reports, 2018 Number of Children Ever Enrolled Report, Unduplicated Number of Children Ever Enrolled in CHIP





# Louisiana's Children 2020

and Medicaid. Retrieved February 4, 2020 from <https://www.medicaid.gov/sites/default/files/2019-12/fy-2018-childrens-enrollment-report.pdf>

xxxviii Medicaid.gov, Keeping America Healthy. (2019). Home, CHIP, Reports & Evaluations, Annual Enrollment Reports, 2018 Number of Children Ever Enrolled Report, Unduplicated Number of Children Ever Enrolled in CHIP and Medicaid. Retrieved February 4, 2020 from <https://www.medicaid.gov/sites/default/files/2019-12/fy-2018-childrens-enrollment-report.pdf>

xxxix U.S. Department of Justice, Federal Bureau of Investigation. (2018). Crime in the United States 2018: Table 69: Arrests by State, 2018. Retrieved February 4, 2020 from <https://ucr.fbi.gov/crime-in-the-u.s/2018/crime-in-the-u.s.-2018/tables/table-69>

xl Sickmund, M., Sladky, T.J., Kang, W., and Puzzanchera, C. (2019). Easy Access to the Census of Juveniles in Residential Placement: 1997-2017, Type of Placement Facility by State, 2017. Retrieved February 4, 2020 from <https://www.ojjdp.gov/ojstatbb/ezacjrp/>

xli Annie E. Casey Foundation, Kids Count Data Book. (2019). State Trends in Child Well-Being: Appendix B, Economic Well-Being Indicators, 2019. Retrieved February 4, 2020 from [https://www.aecf.org/resources/2019-kids-count-data-book/?gclid=EA1aIQobChMI2aLdwNCV5wIVgZ6zCh1eWQI9EAAYASAAEgJ2Efd\\_BwE](https://www.aecf.org/resources/2019-kids-count-data-book/?gclid=EA1aIQobChMI2aLdwNCV5wIVgZ6zCh1eWQI9EAAYASAAEgJ2Efd_BwE)

xlii Centers for Disease Control and Prevention, National Center for Injury Prevention and Control: Data & Statistics (WISQARS). (2017). NCHS Vital Statistics System for numbers of deaths: Bureau of Census for population estimates. Leading causes of death reports 1999-2017, for national, regional and states, 2017. Retrieved February 4, 2020 from [https://webappa.cdc.gov/sasweb/ncipc/dataRestriction\\_lcd.html](https://webappa.cdc.gov/sasweb/ncipc/dataRestriction_lcd.html)

xliii Centers for Disease Control and Prevention, National Center for Injury Prevention and Control: Data & Statistics (WISQARS). (2017). NCHS Vital Statistics System for numbers of deaths: Bureau of Census for population estimates. Fatal Injury Reports 1999-2017, for national, regional and states, 2016-2017, United States, firearm deaths and rates per 100,000: All races, both Sexes, ages 0 to 19, outgroups: Year and state. Retrieved February 4, 2020 from <https://wisqars-viz.cdc.gov:8006/>

xliv Rosinky, K., & Willimas, S.C. (2018). Child Welfare Financing in SFY 2016: A survey of federal, state, and local expenditures. Appendix A: SFY 2016 total federal, state, and local expenditures by state. Retrieved February 4, 2020 from [https://www.childtrends.org/wp-content/uploads/2018/12/CWFSReportSFY2016\\_ChildTrends\\_December2018.pdf](https://www.childtrends.org/wp-content/uploads/2018/12/CWFSReportSFY2016_ChildTrends_December2018.pdf)

xlv Rosinky, K., & Willimas, S.C. (2018). Child Welfare Financing in SFY 2016: A survey of federal, state, and local expenditures. Appendix C: SFY 2016 federal expenditures by source, by state. Retrieved February 4, 2020 from [https://www.childtrends.org/wp-content/uploads/2018/12/CWFSReportSFY2016\\_ChildTrends\\_December2018.pdf](https://www.childtrends.org/wp-content/uploads/2018/12/CWFSReportSFY2016_ChildTrends_December2018.pdf)

xlvi Rosinky, K., & Willimas, S.C. (2018). Child Welfare Financing in SFY 2016: A survey of federal, state, and local expenditures. Appendix D: SFY 2016 Title IV-E expenditures, by state, Table D1, Table D2. Retrieved January 27, 2020 from [https://www.childtrends.org/wp-content/uploads/2018/12/CWFSReportSFY2016\\_ChildTrends\\_December2018.pdf](https://www.childtrends.org/wp-content/uploads/2018/12/CWFSReportSFY2016_ChildTrends_December2018.pdf)

xlvii U.S. Department of Health and Human Services, Administration for Children and Families, Office of Community Services. (2019). SSBG Annual Report FY 2017, Appendix A: State Profile Pages, Fiscal Year 2017 SSBG State Profile. Retrieved February 4, 2020 from [https://www.acf.hhs.gov/sites/default/files/ocs/rpt\\_ssbg\\_annual\\_report\\_fy2017.pdf](https://www.acf.hhs.gov/sites/default/files/ocs/rpt_ssbg_annual_report_fy2017.pdf)

